



VW Type 3



2024 Catalogue



Click on the page number to view a Volkswagen Parts Group

Group 1	Engine	page 4
Group 2	Fuel, Exhaust, Heater	page 60
Group 3	Transmission	page 73
Group 4	Front axle, Steering	page 79
Group 5	Rear axle, Differential	page 93
Group 6	Brakes, Wheels	page 105
Group 7	Bumpers, Chassis, Hand & Foot controls	page 131
Group 8	Bodywork, Interior	page 145
Group 9	Electricity	page 180
Group 10	Various	page 225

Click on a Volkswagen Group above to have access to the parts you want. The Paruzzi catalogue is organized in the same manner as the original Volkswagen parts inventory system, 10 main groups with subgroups. If you want to learn

more on how this Volkswagen parts system works, to better understand how this catalogue is organized, read the article in the first edition of the Paruzzi technical magazine, [click here](#) to view or to download this article online.





Engine

Group 1

Group 100 : Rebuild engines

100

Rebuild engines

 35500



Rebuild engine 1600cc
(T) (rebuild case) and core
deposit
Type-3 engine 1600cc (T)

311100033BX

101

Crankcase, Cylinder + head (Boxer engine)

 01775




Aluminum bolt valve cover
kit
Type-1 engines except
25hp+30hp, Type-3 engines,
CT/CZ engines, Waterboxer
engines

 02979



Aluminum cylinder head
spacers (4 pieces)
Type-1 engines, Type-3
engines, CT/CZ engines

 01767



Aluminum valve covers (set)
Type-1 engines (not
25hp+30hp), Type-3 engines,
CT/CZ engines, Waterboxer
engines

 04873



Autolinea 041 cylinder head
empty (each)
Type-1 dual port engines,
Type-3 dual port engines

 01655



Bubble Top engine case
Type-1 engines (except
25hp+30hp), Type-3 engines

043101355C • 113101355A



Group 101 : Crankcase, Cylinder + head (Boxer engine)

01707



Bubble Top engine case
Type-1 engines (except
25hp+30hp), Type-3 engines

01651



Crankcase stud O-rings (6
pieces)
Type-1 engines except
25hp+30hp, Type-3 engines,
CT/CZ engines

04970




Case hardware kit
Type-1 8.1970 and later,
Type-3, Thing, + new case
#4969

113198033- 311115315A- 113115349- 113115411- 111115421A-
111115425A- 111115431C- N110088- N138171- N143953- N143963-
N144434- N144521- N145581- N0110088- N01100818- N01224111-
N0138171- N0143953- N0143968- N0144521- N0145581- N01444312

113101125

01650



Windage tray
Type-1 engines (except
25hp+30hp), Type-3 engines,
CT/CZ engines

01895



Sump plate stud kit (6 pieces)
Type-1 engines except 25
and 30hp, Type-3 engines,
CT/CZ engines

04661



Chromoly case stud kit extra
long (+ 13 mm) M10
Type-1 dual port engines,
Type-3 dual port engines

**N0145421- N0145452-
N145421- N14543**

04662




Chromoly case stud kit stock
M10
Type-1 dual port engines,
Type-3 dual port engines

03789



Chromoly rocker shaft stud (4 pieces)
Type-1 engines 1200cc 1964 (engine
number 9 205 700) and later, 1300,
1500 and 1600cc all years, Type-3
engines 1500cc 1964 (engine number
672 698) and later, 1600cc all years,
CT/CZ engines all years, Waterboxer
engines all years

04700




Cylinder base gasket (4
pieces)
Type-1 1300, 1500, and
1600cc all, 1200cc 8.1969 and
later, Type-3 engines, CT/CZ
engines

113101399B

311101341

Group 101 : Crankcase, Cylinder + head (Boxer engine)

01723



Cylinder head bare (each)
Type-1 engines 1500/1600cc
until 7/1970 (single port),
Type-3 engines 1500cc

311101353A

01597



Cylinder head nuts (16 pieces)
Type-1 engines 30hp, 1200cc
until 1978 (D 1 431 278), 1300
and 1500cc all, 1600cc until
12.1972, Type-3 engines all
years, Type-4 engines all years

021101457

01663



Case savers M10 x 1.5 inner,
M14 x 2.0 outer (8 pieces)
all air-cooled engines with
M10 studs

043101130A


03772



Alternator/generator
deflector plate (gasket)
Type-1 engines 8.1967 and
later, Type-3 engines 1500cc
8.1968 and later, 1600cc
1.1969 and later

113101221B

03771



Gasket alternator/generator
stand
Type-1 engines until 7.1967
(except 25 and 30hp), Type-3
engines


113101219

01735




EMPI GTV-2 big bore cylinder
head (each)
Type-1 dual port engines,
Type-3 dual port engines

01736



EMPI GTV-2 big bore cylinder
head (each)
Type-1 dual port engines,
Type-3 dual port engines, CT/
CZ engines

01874



EMPI GTV-2 big bore cylinder
head (each)
Type-1 dual port engines,
Type-3 dual port engines, CT/
CZ engines

01884



Extra oil sump 0.95 liter with
"Lifetime" filter
Type-1 (except 25hp+30hp),
Type-3, CT/CZ




Group 101 : Crankcase, Cylinder + head (Boxer engine)

01810




Extra oil sump 1.5 liter
Type-1 engines (except
25hp+30hp), Type-3 engines,
CT/CZ engines

01811



Extra oil sump 3.3 liter
Type-1 engines (except
25hp+30hp), Type-3 engines,
CT/CZ engines

02098



Galvanized stock valve cover
bails (Per Pair)
Type-1 engines 1200cc except
25hp+30hp engines, 1300, 1500
and 1600cc, Type-3 engines, CT/
CZ engines, Waterboxer engines

043101487 • 311101487

01561



Inlet valve guides (4 pieces)
Type-1 engines except
25hp+30hp, Type-3 engines

113101403

01566



Inlet valve guides (4 pieces)
Type-1 engines except
25hp+30hp, Type-3 engines

113101402

04733



Inlet valve guides (4 pieces)
Type-1 engines except
25hp+30hp, Type-3 engines

113101408

04736



Inlet valve guides (4 pieces)
Type-1 engines except
25hp+30hp, Type-3 engines

113101406

04738



Inlet valve guides (4 pieces)
Type-1 engines except
25hp+30hp, Type-3 engines

113101404


01786



Valve cover gasket (Per Pair)
EMPI valve covers #1779

Group 101 : Crankcase, Cylinder + head (Boxer engine)

01956



Valve cover gasket (Per Pair)
Type-1 engines 1200cc (except 25hp+30hp), Type-1 engines 1300-1500-1600cc, Type-3 engines, CT/CZ engines, Waterboxer engines


113101481F • 113101483D

01779



High lift valve cover kit EMPI
Type-1 engines 1200cc (except 25hp+30hp), Type-1 engines 1300-1500-1600cc, Type-3 engines, CT/CZ engines, Waterboxer engines

04767



Valve cover bails chrome (Per Pair)
only replacement for the aluminum valve covers #1767

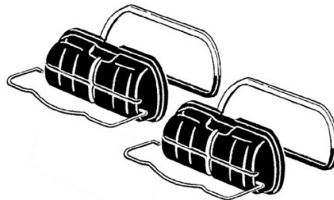
01768



Valve covers chrome (set)
Type-1 engine (not 25hp+30hp), Type-3 engines, CT/CZ engine, Waterboxer engines

113101475B • 043101487 • 113101481F

01808



Valve covers standard (set)
Type-1 engine (not 25hp+30hp), Type-3 engines, CT/CZ engine, Waterboxer engines

113101475B • 043101487 • 113101481F

02982



Copper cylinder head spacers (4 pieces)
Type-1 engines, Type-3 engines, CT/CZ engines, Thickness: 1.016mm, Outer diameter: 98mm, Bore: 90.5 and 92.0mm, Material: copper

02983



Copper cylinder head spacers (4 pieces)
Type-1 engines, Type-3 engines, CT/CZ engines, Thickness: 1.27mm, Outer diameter: 98mm, Bore: 90.5 and 92.0mm, Material: copper

02984



Copper cylinder head spacers (4 pieces)
Type-1 engines, Type-3 engines, CT/CZ engines, Thickness: 1.524mm, Outer diameter: 98mm, Bore: 90.5 and 92.0mm, Material: copper

02985



Copper cylinder head spacers (4 pieces)
Type-1 engines, Type-3 engines, CT/CZ engines, Thickness: 1.016mm, Outer diameter: 101mm, Bore: 94.0mm, Material: copper



Group 101 : Crankcase, Cylinder + head (Boxer engine)

02986



Copper cylinder head spacers (4 pieces)
Type-1 engines, Type-3 engines, CT/CZ engines, Thickness: 1.127mm, Outer diameter: 101mm, Bore: 94.0mm, Material: copper

02096



Bearing dowel pins (5 pieces)
Type-1 engines, Type-3 engines, Type-4 engines, CT/CZ engines, Waterboxer engines

08006



Short block hardware kit (10 mm cylinder studs)
Type-1 engine (not 25hp+30hp), Type-3 engine

111101123

08005



Short block hardware kit (8 mm cylinder studs)
Type-1 engine, Type-3 engine, CT/CZ

08004



Engine assembly hardware kit (10 mm cylinder studs)
Type-1 engine (not 25hp+30hp), Type-3 engine

01563



Engine mounting studs underside (Per Pair)
Beetle and Karmann Ghia 1200cc, 1300 and 1500cc 8.1960 and later, 1600cc until 7.1973 and AS until 1975 (AS 256 797) and AF until 1975 (AF 129 067), Bus with Type-4 engine 1700cc, 1800cc, Type-3 1500cc, 1600cc, Thing 1500cc, 1600cc

N0145251 • N145251

03294



Camshaft plug (case without groove)
Type-1 8.1965 and later, Type-3 8.1965 and later, Type-4, CT/CZ, Waterboxer engines

02094



Camshaft plug (case with groove)
Type-1 8.1965 and later, Type-3 8.1965 and later, Type-4, CT/CZ, Waterboxer engines

01822



Oil Pickup pipe
Type-1 engines 1200-1300-1500cc 1969 and later and 1600 8.1970 and later, Type-3 engines

040101157

113101157C

043101149 • 111101149A

Group 101 : Crankcase, Cylinder + head (Boxer engine)


04968



Oil galley plugs (screwable)
(12-part)
(7x 1/8 inch, 2 x 1/4 inch, 3 x
3/8 inch NPT threaded)

311101387A

02980



Steel cylinder head spacers (4
pieces)
Type-1 engines, Type-3
engines, CT/CZ engines

311101389A

02981



Steel cylinder head spacers (4
pieces)
Type-1 engines, Type-3
engines, CT/CZ engines

01873



Stock cylinder head complete
(each)
Type-1 1600cc dual port
carburetor and injection
engines until 7.1992, Type-3
1600cc engine

043101355C • 113101355A

01720




Super Stock case
Type-1 engines (except
25hp+30hp), Type-3 engines

01789



Super Stock case
Type-1 engines (except
25hp+30hp), Type-3 engines

01969



Super Stock case
Type-1 engines (except
25hp+30hp), Type-3 engines

01091



Stud M8 x 40 mm with allen
mounting (4 pieces)

01560



Outlet valve guides (4 pieces)
Type-1 engines except
25hp+30hp, Type-3 engines



Group 101 : Crankcase, Cylinder + head (Boxer engine)

01562



Outlet valve guides (4 pieces)
Type-1 engines except
25hp+30hp, Type-3 engines

113101418

01564



Outlet valve guides (4 pieces)
Type-1 engines except
25hp+30hp, Type-3 engines

113101422

01737



Outlet valve guides (4 pieces)
Type-1 engines except
25hp+30hp, Type-3 engines

113101416


04737



Outlet valve guides (4 pieces)
Type-1 engines except
25hp+30hp, Type-3 engines

113101420

01894



Chrome stock valve cover bails
(Per Pair)
Type-1 engines 1200cc except
25hp+30hp engines, 1300, 1500
and 1600cc, Type-3 engines, CT/
CZ engines, Waterboxer engines

043101487 • 311101487


01815



Adapter stud M8 to M6 (each)
Thread sizes: M8 x 1.25 to M6
x 1.0, Full length: 23mm


N144521 • N0144521

03010




Cylinder shims (4 pieces)
Type-1 engines, Type-3
engines, CT/CZ engines

03011



Cylinder shims (4 pieces)
Type-1 engines, Type-3
engines, CT/CZ engines


03012



Cylinder shims (4 pieces)
Type-1 engines, Type-3
engines, CT/CZ engines


Group 101 : Crankcase, Cylinder + head (Boxer engine)

 03013




Cylinder shims (4 pieces)
Type-1 engines, Type-3
engines, CT/CZ engines

 03014



Cylinder shims (4 pieces)
Type-1 engines, Type-3
engines, CT/CZ engines

 03015



Cylinder shims (4 pieces)
Type-1 engines, Type-3
engines, CT/CZ engines

 03030



Cylinder shims (4 pieces)
Type-1 engines, Type-3
engines, CT/CZ engines

 03031



Cylinder shims (4 pieces)
Type-1 engines, Type-3
engines, CT/CZ engines

 03032



Cylinder shims (4 pieces)
Type-1 engines, Type-3
engines, CT/CZ engines

 03033



Cylinder shims (4 pieces)
Type-1 engines, Type-3
engines, CT/CZ engines

 03034



Cylinder shims (4 pieces)
Type-1 engines, Type-3
engines, CT/CZ engines

 03035



Cylinder shims (4 pieces)
Type-1 engines, Type-3
engines, CT/CZ engines



Group 101 : Crankcase, Cylinder + head (Boxer engine)

 03040



Cylinder shims (4 pieces)
Type-1 engines, Type-3
engines, CT/CZ engines

 03041



Cylinder shims (4 pieces)
Type-1 engines, Type-3
engines, CT/CZ engines

 03042



Cylinder shims (4 pieces)
Type-1 engines, Type-3
engines, CT/CZ engines

 03043



Cylinder shims (4 pieces)
Type-1 engines, Type-3
engines, CT/CZ engines

 03044



Cylinder shims (4 pieces)
Type-1 engines, Type-3
engines, CT/CZ engines

 03045



Cylinder shims (4 pieces)
Type-1 engines, Type-3
engines, CT/CZ engines

105 Crankshaft, Conrods, Bearings

 01600



69 mm counterweighted
crank
Type-1 engines, Type-3
engines, CT/CZ engines

 01664



74 mm counterweighted
crank
Type-1 engines, Type-3
engines, CT/CZ engines

Group 105 : Crankshaft, Conrods, Bearings

01665



76 mm counterweighted crank
Type-1 engines, Type-3 engines, CT/CZ engines

01666



78 mm counterweighted crank
Type-1 engines, Type-3 engines, CT/CZ engines

01667



82 mm counterweighted crank
Type-1 engines, Type-3 engines, CT/CZ engines

04642



Lock ring distributor drive
all aircooled engines

01532



Chromoly gland nut with larger washer
Type-1 engines (not 25hp+30hp), Type-3 engines, CT/CZ engines

01530



Chromoly gland nut with Heavy Duty washer
Type-1 engines (not 25hp+30hp), Type-3 engines, CT/CZ engines

111105227

01669



8740 Chromoly rod bolts
5/16 inch (8 pieces)
replacement bolts for H-beam rods

01607



Connecting rod bushings (4 pieces)
Type-1 engines 1300, 1500 and 1600cc, Type-3 engines, CT/CZ engines

01616



Rod bearings +0.25
Type-1 (except 25hp+30hp), Type-3, CT/CZ, Waterboxer engines

311105431A

113105707



Group 105 : Crankshaft, Conrods, Bearings

 05901



Rod bearings +0.25
Type-1 (except 25hp+30hp),
Type-3, CT/CZ, Waterboxer
engines

113105707

 01617



Rod bearings +0.50
Type-1 (except 25hp+30hp),
Type-3, CT/CZ, Waterboxer
engines

113105713

 05902



Rod bearings and 0.50
Type-1 (except 25hp+30hp),
Type-3, CT/CZ, Waterboxer
engines

113105713

 01618



Rod bearings +0.75
Type-1 (except 25hp+30hp),
Type-3, CT/CZ, Waterboxer
engines

113105719

 05903



Rod bearings and 0.75
Type-1 (except 25hp+30hp),
Type-3, CT/CZ, Waterboxer
engines

113105719

 05904



Rod bearings and 1.00
Type-1 (except 25hp+30hp),
Type-3, CT/CZ, Waterboxer
engines

113105725

 01619



Rod bearings and 1.00
Type-1 (except 25hp+30hp),
Type-3, CT/CZ, Waterboxer
engines

113105725

 01615



Rod bearings standard size
Type-1 (except 25hp+30hp),
Type-3, CT/CZ, Waterboxer
engines

113105701

 05905



Rod bearings standard size
Type-1 (except 25hp+30hp),
Type-3, CT/CZ, Waterboxer
engines

113105701

Group 105 : Crankshaft, Conrods, Bearings

 01599



Connecting rod nuts (8 pieces)
 Type-1 engines 1300, 1500 and 1600cc, Type-3 engines, Type-4 engines, CT/CZ engines, Waterboxer engines

113105427

 01475



H-beam connection Rods (4 pieces)
 Type-1 engines, Type-3 engines, CT/CZ engines

 01647



High performance crankshaft gear spacer
 Type-1 engines (except 25hp+30hp engines), Type-3 engines, Type-4 engines, CT/CZ engines, Waterboxer engines

 701605



Main bearings Type 1 (height 25mm) Type 1 (height 25mm) Type 1 (height 25mm) et 30 CZ Motors type 3, Castrol seals (57mm), Top stack size (52mm), Grandal outside (52mm), Grandal inside (52mm), Vilsbrest standard (55mm)

 01603



I-beam connection rods (4 pieces)
 Type-1 engines 1300, 1500 and 1600cc, Type-3 engines, CT/CZ engines

 04649



Crankshaft oil deflector plate
 Type-1 engines except 25hp+30hp, Type-3 engines

113105241A

 01523



Stock Crankshaft
 Type-1 engines 1300, 1500 and 1600cc, Type-3 engines, CT/CZ engines


113105101B

 01557



Crankshaft pulley woodruff key
 Type-1 engines, Type-3 engines

 01589




Crankshaft end play shims
 0.25 mm (3 pieces)
 Type-1 engines 1966 and later, Type-3 engines 1966 and later, CT/CZ engines all

113105281Ax3



Group 105 : Crankshaft, Conrods, Bearings


 01590



Crankshaft end play shims
0.30 mm (3 pieces)
Type-1 engines 1966 and
later, Type-3 engines 1966
and later, CT/CZ engines all

113105283A


 01575



Crankshaft end play shims
0.32 mm (3 pieces)
Type-1 engines 1966 and
later, Type-3 engines 1966
and later, CT/CZ engines all

113105285A


 01576



Crankshaft end play shims
0.34 mm (3 pieces)
Type-1 engines 1966 and
later, Type-3 engines 1966
and later, CT/CZ engines all

113105287A


 04576



Crankshaft end play shims
0.36 mm (3 pieces)
Type-1 engines 1966 and
later, Type-3 engines 1966
and later, CT/CZ engines all

113105289A

 04577



Crankshaft end play shims
0.38 mm (3 pieces)
Type-1 engines 1966 and
later, Type-3 engines 1966
and later, CT/CZ engines all

 01504



Lightened flywheel
Type-1 engines 1200cc
1980 (D 1 455 272) and later,
1500cc, 1600cc (Bus until
1975 VIN 216 2118 505),
Type-3 engines 8.1962 and
later

 04504



Lightened flywheel
Type-1 engines 1200cc
1980 (D 1 455 272) and later,
1500cc, 1600cc (Bus until
1975 VIN 296 2118 505),
Type-3 engines 8.1962 and
later

 01558



Crankshaft timing gear
woodruff key
Type-1 engines, Type-3
engines, Type-4 engines,
CT/CZ engines, Waterboxer
engines

111105213

 01646



Crankshaft timing gear
Type-1 engines except
25hp+30hp, Type-3 engines,
CT/CZ engines, Waterboxer
engines

113105209

Group 105 : Crankshaft, Conrods, Bearings

41504



Chromoly conversion flywheel Type-4 engine > Type-1 gearbox Type-4 engines

41535



Pilot shaft bearing Type-1 engine (inside flywheel bolt), Type-3 engine (inside flywheel bolt), Type-4 engine (inside crankshaft), CT/CZ engine (inside flywheel bolt), Waterboxer engines (inside crankshaft)

01638



Silicone crank seal with dust lip Type-1 engines 1200cc (except 25hp+30hp), 1300, 1500 and 1600cc, Type-3 engines, CT/CZ engines

111105313A

01581



Stock connection rods (4 pieces) Type-1 engines 1300, 1500 and 1600cc until 9.1992, Type-3 engines 1500 and 1600cc, CT/CZ engines 1600cc

311198401

01639



Stock crank seal Type-1 engines 1200cc (except 25hp+30hp), 1300, 1500 and 1600cc, Type-3 engines, CT/CZ engines

113105245F

03639



Standard crank seal with dust lip Type-1 engines 1200cc (except 25hp+30hp), 1300, 1500 and 1600cc, Type-3 engines, CT/CZ engines

113105245F

04643



Stock crankshaft gear spacer Type-1 engines (except 25hp+30hp engines), Type-3 engines, Type-4 engines, CT/CZ engines, Waterboxer engines

113105219

01640



Stock silicone crank seal Type-1 engines 1200cc (except 25hp+30hp), 1300, 1500 and 1600cc, Type-3 engines, CT/CZ engines

01503



Stock flywheel Type-1 engines 1200cc 1980 (D 1 455 272) and later, 1500cc, 1600cc (Bus until 1975 VIN 216 2118 505), Type-3 engines 8.1962 and later

311105271 • 311105273A



Group 105 : Crankshaft, Conrods, Bearings

01641



Stock flywheel dowel pins (4 pieces)

Type-1 engines (except 25hp+30hp), Type-3 engines, CT/CZ engines

113105277

01535



Stock gland nut including pilot bearing

Type-1 engines except 25hp+30hp and cars with automatic transmission, Type-3 engines except cars with automatic transmission, CT/CZ engines

111105305E

02238



Distributor drive pinion
Type-1 engines 8.1964 and later except 30hp engines, Type-3 engines, CT/CZ engines, Waterboxer engines

113105231B

01592




Distributor shaft or rocker arm washers (Per Pair)

Distributor Type-1 engines except 25hp+30hp, Type-3 engines, CT/CZ engines, Waterboxer engines, Rocker arm Type-1 engines 25hp+30hp

111105235A

06238



Distributor drive pinion spring

Type-1 engines, Type-3 engines, Type-4 engines, CT/CZ engines, Waterboxer engines

111105233

01642



Distributor drive gear
Type-1 engines, Type-3 engines, Type-4 engines, CT/CZ engines, Waterboxer engines

111105223

01649



Longer and wider flywheel dowel pins (8 pieces)

Type-1 engines (except 25hp+30hp), Type-3 engines, CT/CZ engines

01648



Longer flywheel dowel pins (8 pieces)

Type-1 engines (except 25hp+30hp), Type-3 engines, CT/CZ engines

01637




Flywheel O-ring (59.4 x 3 mm)

Type-1 engines 1966 and later, Type-3 engines 1966 and later, CT/CZ engines

311105295A

Group 105 : Crankshaft, Conrods, Bearings

 04728



Flywheel gasket paper
Type-1 engines 34hp until
1961 (engine code 6 213
299), Type-3 engines only
with 180mm flywheel 113
105 271 A

113105279

 02097



Gland nut spring washer
Type-1 engine, Type-3
engine, CT/CZ engine

111105297

107

Pistons, Piston
rings, Piston /
cylinder kits

 01827



1st oversize piston ring kit
Type-1 engines 1600cc, Type-
3 engines 1600cc

311198171A

 01828



2nd oversize piston ring kit
Type-1 engines 1600cc, Type-
3 engines 1600cc

311198173A

 01790



Big-bore cylinder and piston
kit 1641cc slip-in (casted
pistons)
Type-1 engines, Type-3
engines, CT/CZ engines

 01787



Big-bore cylinder and piston
kit 1641cc slip-in (forged
pistons)
Type-1 engines, Type-3
engines, CT/CZ engines

31119806987F

 01715



Big-bore cylinder and piston
kit 1679cc (1600 slip-in)
Type-1 engines, Type-3
engines, CT/CZ engines



Group 107 : Pistons, Piston rings, Piston / cylinder kits

 01704



Big-bore cylinder and piston kit 1775cc
Type-1 engines, Type-3 engines, CT/CZ engines

 01702



Big-bore cylinder and piston kit 1835cc
Type-1 engines, Type-3 engines, CT/CZ engines

 01703



Big-bore cylinder and piston kit 1915cc
Type-1 engines, Type-3 engines, CT/CZ engines

 01700



Big-bore cylinder and piston kit 2110cc
Type-1 engines, Type-3 engines, CT/CZ engines

 01791



Big-bore cylinder and piston kit 2180cc
Type-1 engines, Type-3 engines, CT/CZ engines

 01792



Big-bore cylinder and piston kit 2276cc
Type-1 engines, Type-3 engines, CT/CZ engines

 01832



Big-bore piston ring kit
Type-1 engines, Type-3 engines, CT/ CV engines

 01833



Big-bore piston ring kit
Type-1 engines, Type-3 engines, CT/ CV engines

 01834



Big-bore piston ring kit
Type-1 engines, Type-3 engines, CT/ CV engines

Group 107 : Pistons, Piston rings, Piston / cylinder kits

01839



Big-bore piston ring kit
Type-1 engines, Type-3
engines, CT/ CV engines

01858



Big-bore piston ring kit
Type-1 engines, Type-3
engines, CT/ CV engines

01862



Big-bore piston ring kit
Type-1 engines, Type-3
engines, CT/ CV engines

01864



Big-bore piston ring kit
Type-1 engines, Type-3
engines, CT/ CV engines

01869



Big-bore piston ring set
Type-1 engines, Type-3
engines, CT/ CV engines

03718



Cylinder and piston kit
1493cc (1500)
Type-1 engines, Type-3
engines

311198063H

01698



Cylinder and piston kit
1585cc (1600) with forged
pistons
Type-1 engines, Type-3
engines

311198069F

04715



Thick wall big bore cylinder
and piston kit 1679cc (1600
slip-in)
Type-1 engines, Type-3
engines, CT/CZ engines

05699



Mahle cylinder and piston
kit 1585cc (1600) with cast
pistons
Type-1 engines, Type-3
engines

311198069F



Group 107 : Pistons, Piston rings, Piston / cylinder kits

01701



Stock size piston pin (each)
Type-1 engines 1500 and
1600cc, Type-3 engines, CT/
CZ engines

311107411

01708



Standard piston ring kit
Type-1 engines 1600cc, Type-
3 engines 1600cc

311198169A

01823



Standard piston ring kit
Type-1 engines 1500cc, Type-
3 engines 1500cc

315198163A

21893



Standard piston ring kit
Type-1 engines 1600cc, Type-
3 engines 1600cc, CT/CZ
engines

070198169

31720



Standard piston ring kit
Type-3 engines 1500cc

311198263A

01793



Teflon piston pin retainer
buttons 13.40 mm (8 pieces)
Type-1 engines, Type-3
engines, CT/CV engines

01795



Teflon piston pin retainer
buttons 13.45 mm (8 pieces)
Type-1 engines, Type-3
engines, CT/CV engines

01796



Teflon piston pin retainer
buttons 13.70 mm (8 pieces)
Type-1 engines, Type-3
engines, CT/CV engines

03793



Teflon piston pin retainer
buttons 15.15 mm (8 pieces)
Type-1 engines, Type-3
engines, CT/CV engines

Group 107 : Pistons, Piston rings, Piston / cylinder kits


01699



Uber cylinder and piston kit 1585cc (1600) with cast pistons
Type-1 engines, Type-3 engines

311198069F

01798



Gudgeon piston in lock rings 22 mm per (8 pieces)
Type-1 1300, 1500 and 1600cc engines, Type-3 engines, CT/CZ engines

N0122761 • N122761

109

Camshaft, Valves, Pushrod, Pushrod tube

03757




Aluminum cam gear A-quality
Type-1 engines except 25hp+30hp engines, Type-3 engines

01757



Aluminum cam gear B-quality
Type-1 engines except 25hp+30hp engines, Type-3 engines

01729



Chromoly blank end pushrods (8 pieces)
Type-1 (except 25 and 30hp), Type-3, Type-4, CT/CZ, Waterboxer engines

01891



Chromoly valve spring retainers (8 pieces)
Type-1 engines (excluding 25hp+30hp), Type-3 engines, CT/CZ engines

01731



Double racing valve springs (8 pieces)
Type-1 engines 8.1960 and later except 30hp engines




Group 109 : Camshaft, Valves, Pushrod, Pushrod tube

01739



Hardened valve stem caps (8 pieces)
Type-1 engines (except 25hp+30hp), Type-3 engines, CT/CZ engines, Type-4 engines, Waterboxer engines

04729



Heavy Duty chromoly blank end pushrods (8 pieces)
Type-1 (except 25 and 30hp), Type-3, Type-4, CT/CZ, Waterboxer engines

01774



Hi performance valve springs (8 pieces)
Type-1 engines except 25hp+30hp, Type-3 engines, CT/CZ engines

01734



High-rev valve spring kit with retainers and valve locks
Type-1 engines except 25hp+30hp, Type-3 engines, CT/CZ engines

01797



High lift pushrod tubes (8 pieces)
Type-1 engines 1300-1500-1600cc, Type-3 engines

01780



Hi-ratio rocker kit 1: 25 to 1 chromoly (Per Pair)
Type-1 engines 8.1965 and later, Type-3 engines, CT/CZ engines, Waterboxer engines

01781



Hi-ratio rocker kit 1: 40 to 1 chromoly (Per Pair)
Type-1 engines 8.1965 and later, Type-3 engines, CT/CZ engines, Waterboxer engines

01748



Inlet valves 35.6 x 8 mm (4 pieces)
Type-1 engines 1300cc 8.1970 and later, 1500cc, 1600cc B, C, AH, AG, AM and AE, 1600cc AD until 1973 (AD 886 566), 1600cc AF and AS until 7.1976, 1600cc AL until 1976 (AL 017 066), Type-3 engines all, CT/CZ engines all

01733



Valve keepers (16 pieces)
Type-1 engines (except 25hp+30hp), Type-3 engines, CT/CZ engines, Type-4 engines, Waterboxer engines, Diesel engines 4.1981 and later

311109601

113109651A

Group 109 : Camshaft, Valves, Pushrod, Pushrod tube

04704



Valve stem seals (8 pieces)
Type-1 engines except 25hp+30hp 1964 (engine number 8 339 393) until 9.1990, Type-3 engines, CT/CZ engines

113109619

01725



Valve adjustment nuts (M8 x 1.0) (8 pieces)
Type-1 until 1983 (VIN 11-E-119 815), Type-3, Type-4 1700cc, CT/CZ

N0111521 • N111521 • N0111525

04783



Valve adjustment screw (each)
only replacement for high-ratio rockers #1780 and #1781

01782



Valve adjustment screws (8 pieces)
Type-1 engines until 1983 (VIN 11-E-119 815), Type-3 engines, Type-4 engine 1700cc, CT/CZ engines

111109451 • 043109451

03784




High ratio valve adjustment screws M8 (8 pieces)
Type-1 until 1983 (VIN 11-E-119 815), Type-3, Type-4 1700cc, CT/CZ

01784



Pressure ball valve adjustment screws (M8) (8 pieces)
Type-1 until 1983 (VIN 11-E-119 815), Type-3, Type-4 1700cc, CT/CZ

01762



Adjustable pushrod tubes (8 pieces)
Type-1 engines (except 25hp+30hp engines), Type-3 engines until 7.1970

02095



Lightweight Webcam lifters 29 mm (8 pieces)
Type-1 engine until 9.1992 (excluding 25hp+30hp), Type-3 engine

04632




Lightweight lifters 28 mm with oil hole (8 pieces)
Type-1 until 9.1992 (excluding 25hp+30hp), Type-3 engines



Group 109 : Camshaft, Valves, Pushrod, Pushrod tube

04633



Lightweight lifters 30 mm with oil hole (8 pieces)
Type-1 until 9.1992 (excluding 25hp+30hp), Type-3 engines

01799



Lightweight lifters 31 mm with oil hole (8 pieces)
Type-1 engines until 9.1992 (excluded 25hp+30hp engines), Type-3 engines

01625



Camshaft EMPI 22-4100 (W-100) for 1.1 or 1.25 ratio rockers
Type-1 engines except 25hp+30hp engines, Type-3 engines

01626



Camshaft EMPI 22-4110 (W-110) for 1.1 or 1.25 ratio rockers
Type-1 engines except 25hp+30hp engines, Type-3 engines

01627



Camshaft EMPI 22-4120 (W-120) for 1.1 or 1.25 ratio rockers
Type-1 engines except 25hp+30hp engines, Type-3 engines

01628



Camshaft EMPI 22-4125 (W-125) for 1.1 or 1.25 ratio rockers
Type-1 engines except 25hp+30hp engines, Type-3 engines

01634



Camshaft bearings: cam 0.25/case standard
Type-1, Type-3 and CT/CZ engines 8.1965 and later, Waterboxer engines until 7.1985

111198543

01620



Camshaft bearings: standard Type-1, Type-3 and CT/CZ engines 8.1965 and later, Waterboxer engines until 7.1985

111198541

01776



Camshaft gear bolts for after market cams (3 pieces)
Type-1 engines (except 25hp+30hp), Type-3 engines, CT/CZ engines, Waterboxer engines

Group 109 : Camshaft, Valves, Pushrod, Pushrod tube

03824



Cam gear kit with straight gears
Type-1 engine, Type-3 engine, CT/CZ engine, Waterboxer engines

01632



Lifters standard (8 pieces)
Type-1 engines until 9.1992 (except 25hp+30hp), Type-3 engines

01745



Stainless steel valves (4 pieces)
Type-1 engines, Type-3 engines

113109309C

01746



Stainless steel valves (4 pieces)
Type-1 engines, Type-3 engines, CT/CV engines

01747



Stainless steel valves (4 pieces)
Type-1 engines, Type-3 engines, CT/CV engines

03746



Stainless steel valves (4 pieces)
Type-1 engines, Type-3 engines, CT/CV engines

01751



Silicone pushrod tube seals (16 pieces)
Type-1 engines except 25hp+30hp, Type-3 engines, CT/CZ engines for the cylinder head side, Waterboxer engines for the cylinder head side

03428



Steel high Performance pushrods (8 pieces)
Type-1 engines 1300, 1500 and 1600cc, Type-3 engines 1963 (266 358) and later

03429



Stock aluminum pushrods (8 pieces)
Type-1 engines 1300, 1500 and 1600cc, Type-3 engines 1963 (266 358) and later

311109301A



Group 109 : Camshaft, Valves, Pushrod, Pushrod tube

 01890



Stock valve spring retainers (8 pieces)
Type-1 engines except 25hp+30hp, Type-3 engines, CT/CZ engines

113109641B

 01569



Stock valve springs (8 pieces)
Type-1 engines 1300, 1500 and 1600cc, Type-3 engines 8.1964 and later

113109623C

 03787



Stock camshaft
Type-1 engines until 7.1971 (except 25hp+30hp engines), Type-3 engines until 7.1971

 03792



Stock camshaft
Type-1 engines 8.1971 and later, Type-3 engines 8.1971 and later

113109021G

 01763



Stock pushrod tube seals (16 pieces)
Type-1 engines 1200cc (except 25hp+30hp), Type-1 engines 1300-1500-1600cc, Type-3 engines, CT/CZ engines for the cylinder head side, Waterboxer engines for the cylinder head side

113109345A

 01760



Stock pushrod tubes raw (8 pieces)
Type-1 engines 1300, 1500 and 1600cc, Type-3 engines

311109335• 126109335

 01770



Stock pushrod tubes stainless steel (8 pieces)
Type-1 engines 1300, 1500 and 1600cc, Type-3 engines

311109335• 126109335

 21756



Stock pushrod tube seals (8 pieces)
CT/CZ engines, Waterboxer engines, Type-1 and Type-3 engines for push rod tubes #4797

070109345

 01800



Titanium valve spring retainers (8 pieces)
Type-1 engines (except 25hp+30hp), Type-3 engines, CT/CZ engines

Group 109 : Camshaft, Valves, Pushrod, Pushrod tube

 03788



Rocker arm thrust washers (8 pieces)
Type-1 engines (except 25hp+30hp), Type-3 engines, CT/CZ engines, Waterboxer engines

113109435 • 025109435

 03005



Rocker arm shims (8 pieces)
0.254mm/0.10"

 03006



Rocker arm shims (8 pieces)
0.381mm/0.15"

 03007



Rocker arm shims (8 pieces)
0.762mm/0.30"

 03008



Rocker arm shims (8 pieces)
1.524mm/0.60"

 03004



Rocker arms standard (Per Pair)
Type-1 engine (except 25hp+30hp), Type-3 engine, CT/CZ engine, Waterboxer engines

113109407


 03779



Rocker arm spring washers (4 pieces)
Type-1 engines except 25hp+30hp, Type-3 engines, CT/CZ engines


113109437

 03000



Rocker arm stand shims (4 pieces)
Type-1 engines except 25 and 30hp, CT/CZ engines, Waterboxer engines, Type-4 engines with small modification

 03001




Rocker arm stand shims (4 pieces)
Type-1 engines except 25 and 30hp, CT/CZ engines, Waterboxer engines, Type-4 engines with small modification



Group 109 : Camshaft, Valves, Pushrod, Pushrod tube

03002



Rocker arm stand shims (4 pieces)
Type-1 engines except 25 and 30hp, CT/CZ engines, Waterboxer engines, Type-4 engines with small modification

02991



Rocker shaft shims for high-ratio rocker (8 pieces) for set #1780 and #1781, Thickness: 0.381mm, Inner size: 19.50mm, Outer size: 25.40mm

02990



Rocker shaft shims for high-ratio rocker kit # 1780 and # 1781 (8 pieces) Thickness: 0.762mm, Inner size: 19.50mm, Outer size: 25.40mm

02992



Rocker shaft shims for high-ratio rocker kit #1780 and #1781 (8 pieces) Thickness: 0.254mm, Inner size: 19.50mm, Outer size: 25.40mm

03786



Rocker shaft clips (4 pieces) Type-1 (except 25hp+30hp), Type-3 all, CT all, Waterboxer engines all

01785



High strength rocker arms (Per Pair) Type-1 engine 8.1960 and later (except 30hp), Type-3 engine, CT/CZ engine, Waterboxer engines

113109439

01783



1.25 to 1 rockers (8 pieces) Type-1 8.1960 and later, Karmann Ghia 8.1960 and later, Bus 1200/1300/1500/1600cc 8.1960 and later, Vanagon/T25 Waterboxer engines, Type-3, Thing

01749



Outlet valves 32.0 x 8 mm (4 pieces) Type-1 engines 1300 AB, 1300 AC until 1974 (AC 008 539), 1300 AR until 1974 (AR 009 252), 1500, 1600 B, C, AD, AH, AG, AM and AE, 1600 AF until 1974 (AF 048 725), 1600 AS until 1974 (AS 203 629), 1600 AL until 12.1974, Type-3 engines all

113109612A • 311109612

04797



Spring adjustable pushrod tubes (8 pieces) Type-1 engines for high lift application (except 25hp+30hp), CT/CZ engines (stock application), Waterboxer engines (stock application)

025109337

Group 109 : Camshaft, Valves, Pushrod, Pushrod tube

01761



Spring adjustable windage pushrod tubes (8 pieces)
Type-1 engines 1200cc (except 25hp+30hp), Type-1 engines 1300-1500-1600cc, Type-3 engines

01624



Adjustable cam gear kit with straight gears
Type-1 engine, Type-3 engine, CT/CZ engine, Waterboxer engines

01764



Replacement rubber sealing rings (16 pieces)
Spring adjustable windage pushrod tubes #1761

01712



Windage pushrod tubes (raw) (8 pieces)
Type-1 engines 13/15/1600cc, Type-3 engines

01758



Windage pushrod tubes (stainless steel) (8 pieces)
Type-1 engines 1300-1500-1600cc, Type-3 engines

01813



``Lifetime`` oil filter (replacement)
for oil sump #1812 and #1884

04846



Sealing rings M6 (6 pieces)
Inner diameter: 6mm, Outer diameter: 10mm, Thickness: 1mm, Material: copper

N138042 • N0138042



Group 115 : Oil pumps, Oil fillers, Dipsticks

04966

Geen afbeelding beschikbaar
No image available
Image non disponible



Seal ring for the oil pressure plunger screw and gas heater suction pipe (Per Pair)
Oil pressure plunger screw
Type-1 engines, Type-3 engines,
Gas heater suction pipe Type-3
8.1965 until 7.1971

N0138174N138171• N0138171

04970



Case hardware kit
Type-1 8.1970 and later,
Type-3, Thing, + new case
#4969

113198033• 311115315A• 113115349• 113115411• 111115421A•
111115425A• 111115431C• N110088• N138171• N143953• N143963•
N144434• N144521• N145581• N0110088• N01100818• N01224111•
N0138171• N0143953• N0143968• N0144521• N0145581• N01444312

04855



Sump plate with oil drain plug hole
Type-1 engines except
25hp+30hp, Type-3 engines,
CT/CZ engines

122115181A


01855



Sump plate with oil drain plug hole chrome
Type-1 engines (except
25hp+30hp), Type-3 engines,
CT/CZ engines

122115181A

01885



Sump plate gasket (each)
only for the 0.95 liter extra
oilsump #1884

01897



Case breather filter with a chrome plated top
Top: 50mm, Bottom: 57mm,
Height: 41mm, Connection
inner size: 13mm

01769



Valve cover vents (Per Pair)
Full length: 32.4mm, Hose
side diameter: 12.6mm,
Mounting hole diameter:
16mm, Thread length: 14mm

01896



Oil breather kit

01880



Breather tube end boot
Type-1 1200cc 1963 until
7.1975, 13/15/1600cc until
7.1972, Type-3 engine until
7.1967+ 8.1968 and later

311115541

Group 115 : oil pumps, Oil fillers, Dipsticks

01997



High performance oil filter
oil filter adapter #1825 and
#3827

01981



Heavy duty oil pump
Type-1 engines 1300, 1500
and 1600cc 8.1969 until
7.1971, 1200cc 8.1969 and
later, Type-3 engines, 8.1969
until 7.1971

01982



Heavy duty oil pump
Type-1 engine 1300 and
1600cc 8.1971 and later,
Type-3 engine 8.1971 and
later, CT/CZ engines

04850



Magnetic oil drain plug
Type-1 engine 8.1959 and
later, Type-3 engine, CT/CZ
engine

01812



Mini oil sump with
"Lifetime" filter
Type-1 engines (except
25hp+30hp), Type-3 engines,
CT/CZ engines

04847



Oil drain plug gasket ring
(each)
Type-1 engines 8.1959 and
later, Type-3 engines, Type-4
engines, CT/CZ engines

N138152• N0138156• N0138152

01816



Oil pressure booster kit
Type-1 engines (except
25hp+30hp), Type-3 engines

04971



Oil pressure plunger locking
screw (each)
Type-1 engine (except
25hp+30hp), Type-3 engine

03827



Oil filter adapter (oil ports
right)



Group 115 : Oil pumps, Oil fillers, Dipsticks

01825




Oil filter adapter with the oil ports left

01843



Oil dipstick holder conversion kit
Type-3 to Type-1 engines


01998



Oil pump gaskets (set)
Type-1 1200cc 1967 (D 0230001) and later, 1300cc 1967 (E 0013651 and F 1225018) and later, 1500cc 1967 (L 0018100 and H 0822052) and later, 1600cc, Type-3 1500cc 1967 (K 0090196) and later, 1600cc 1967 (T 0445098) and later, CT/CZ, Type-4 (only one gasket can be used), Waterboxer engines

11115131B • 11115111B

03498



Oil pump gasket kit
Type-1 engine 25hp, 30hp and 34hp until 7.1965, 1200cc until 1967 (D 0 230 000), 1300cc until 1967 (E 0 013 650 and F 1 225 017), 1500cc until 1967 (L 0 018 099 and H 0 822 051), Type-3 engine 1500cc until 1967 (K 0 090 195), 1600cc until 1967 (T 0 445 097)

11115131A • 11115111A

03706



Oil pump cover nuts (4 pieces)
Type-1 1200cc 1967 (D 0230001) and later, 1300cc 1967 (E 0013651 and F 1225018) until 7.1970, 1300cc 8.1970 and later, 1500cc 1967 (L 0018100 and H 0822052) and later, 1600cc, Type-3 1500cc 1967 (K 0090196) and later, 1600cc 1967 (T 0445098) and later, CT/CZ engines, Waterboxer engines

11115161

04883



Oil filler cap cork gasket
Type-1 engines 8.1955 until 9.1992, Type-3 engines

11115487

31845



Oil filler pipe or case block-off plate gasket
Oil filler pipe Type-3 engines, CT/CZ engines, Waterboxer engines, Case block-off plate Type-1 engines except 25hp+30hp

31115315A • 025115315

03847



Oil filler or breather box gasket
Type-1 engines except 25hp+30hp, Type-3 engines

113115475

37871



Oil filler pipe boot
Type-3

31115329B

Group 115 : Oil pumps, Oil fillers, Dipsticks

01853



Oil screen

Type-1 engines 1200cc 1967 until 7.1969, 1300cc (F) 1967 until 7.1969, 1300cc (E) 1968 until 7.1969, 1500cc (H) without EGR 8.1967 until 7.1969, 1500cc (H) with EGR 1967 until 7.1969, 1500cc (L) 1967 until 1969, Type-3 engines 1500 and 1600cc until 7.1969

311115175A

01994



Oil screen

Type-1 engines 1200cc 8.1969 and later, 1300cc 8.1969 and later, 1500cc with engine code H 8.1969 and later, 1500cc with engine code L 1969 (L 0 024 237) and later, 1600cc, Type-3 engines 1500 and 1600cc 8.1969 and later, CT/CZ engines 1600cc

111115175B

03975



Breather hose with a textile outside per meter
Inner diameter: 12mm, Outer diameter: 17mm, Working pressure: 7 bar, Bursting pressure: 30 bar

N0202903• N203741• N0203741

01851



Paper sump plate gasket kit

Type-1 engines (except 25hp+30hp), Type-3 engines, CT/CZ engines

113198031

01854



Silicone sump plate gasket kit

Type-1 engines (except 25hp+30hp), Type-3 engines, CT/CZ engines

04851



Stock oil drain plug

Type-1 engine 8.1959 and later, Type-3 engine, CT/CZ engine

113115193

01826



Stock oil filter

stock replacement Type-1 engines 10.1992 and later, other applications replacement for oilpump #1806 and #1807, to be used for adapter #1825 and #3827

056115561G

01886



Stock oil pump

Type-1 engines until 1967*, Type-3 engines until 1967*

111115107• 311115107•
111115111A

01887



Stock oil pump

Type-1 engines 1967* until 7.1969, Type-3 engines 1967* until 7.1969

311115107A• 311115123A•
311115115• 311115107A



Group 115 : Oil pumps, Oil fillers, Dipsticks

01888



Stock oil pump
Type-1 engines 1300, 1500 and 1600cc 8.1969 until 7.1971, 1200cc 8.1969 and later, Type-3 engines 8.1969 until 7.1971

11115107A• 31115123A• 11115115B• 31115107A

01889



Stock oil pump
Type-1 engines 1300 and 1600cc 8.1971 and later, Type-3 engines 8.1971 and later, CT/CZ engines, Waterboxer engines

11115107B• 11115123B• 11115115C

03705



Stock oil pump cover
Type-1 * 1200cc 1967 (D 0230001) and later, 1300cc 1967 (E 0013651 and F 1225018) until 7.1970, 1300cc 8.1970 and later, 1500cc 1967 (L 0018100 and H 0822052) and later, 1600cc, Type-3 1500cc 1967 (K 0090196) and later, 1600cc 1967 (T 0445098) and later, CT/CZ engines, Waterboxer engines

31115141C

04852



Chromed sump plate kit with magnetic drain plug
Type-1 engines 1200cc 1967 until 7.1969, 1300cc (F) 1967 until 7.1969, 1300cc (E) 1968 until 7.1969, 1500cc (H) without EGR 8.1967 until 7.1969, 1500cc (H) with EGR 1967 until 7.1969, 1500cc (L) 1967 until 1969, Type-3 engines 1500 and 1600cc until 7.1969

113198031• 31115175A• N110623• N0110624

04853



Chromed sump plate kit with magnetic drain plug
Type-1 engine 8.1969 and later, Type-3 engine 8.1969 and later, CT/CZ

113198031• 11115175B• N110623• N0110624

03853



Heavy duty aluminum sump plate with oil drain plug
Type-1 engines (except 25hp+30hp), Type-3 engines, CT/CZ engines

01852



Black sump plate kit with magnetic drain plug
Type-1 engines 1200cc 1967 until 7.1969, 1300cc (F) 1967 until 7.1969, 1300cc (E) 1968 until 7.1969, 1500cc (H) without EGR 8.1967 until 7.1969, 1500cc (H) with EGR 1967 until 7.1969, 1500cc (L) 1967 until 1969, Type-3 engines 1500 and 1600cc until 7.1969

113198031• 122115181A• 31115175A• N110623• N0110624

04854



Black sump plate kit with magnetic drain plug
Type-1 engine 8.1969 and later, Type-3 engine 8.1969 and later, CT/CZ engines

113198031• 122115181A• 11115175B• N110623• N0110624

Group 117 : Oil coolers, Oil hoses

117

Oil coolers, Oil hoses

00987




Heavy Duty hose clamps
anodized blue (Per Pair)
Maximum hose outer size
20.9mm

00986



Heavy Duty hose clamps
anodized red (Per Pair)
Maximum hose outer size
20.9mm

01861



Brass fitting with internal and
external thread (Per Pair)
Thread size: 3/8 inch NPT,
Directional angle: 90°

01913



Brass fitting with internal and
external thread (Per Pair)
Thread size: 3/8 inch NPT,
Directional angle: 45°

01860



Brass hose barb male
threaded (Per Pair)
Thread size: 3/8 inch NPT,
Hose barb size: 12,7mm

01898



Brass hose barb male
threaded (Per Pair)
Thread size: 1/2 inch NPT,
Hose barb size: 12,7mm

04860



Brass hose barb male
threaded (Per Pair)
Thread size: 1/4 inch NPT,
Hose barb size: 12,7mm

03898



Brass swivel hose barb,
female threaded (Per Pair)
Thread size: -8 AN, Hose barb
size: 12.7mm



Group 117 : Oil coolers, Oil hoses

31829



Oil cooler
Type-3 engines 8.1962 and
later *


31117021B

01865



Oil cooler 24 plates
280 x 125 x 40mm

01866



Oil cooler 48 plates
280 x 190 x 40mm

01867



Oil cooler 72 plates
280 x 260 x 40mm

01976



Oil cooler with cooling fan
280 x 260 x 40mm, 12V/80
watt

04824



Oil cooler gasket
intermediate flange to case
replacement for #1820 and
#1993, option for the #1821

01824



Oil cooler seals (4 pieces)
Type-1 8.1969 and later,
Type-3 8.1969 and later,
Type-4, CT/CZ (oil cooler to
intermediate flange)

021117151A

03724



Oil cooler seals (Per Pair)
Type-1 engines until 7.1969,
Type-3 engines until 7.1962

111117151

31824



Oil cooler seals (Per Pair)
Type-3 engines 8.1962 until
7.1969

311117151A

Group 117 : Oil coolers, Oil hoses

03725



Oil cooler adapting seal (from 8 to 10 mm) kit
Type-1 engines until 7.1969,
Type-3 engines 8.1962 until 7.1969

111198029

00988



Stainless steel braided oil hose per meter
inner Ø 12.7mm outer Ø 17mm

00989



Stainless steel braided oil hose per meter
inner Ø 14.2mm outer 20.9mm

00975



Oil hose textile braided per meter
inner Ø 12.7 outer Ø 20.0mm

01870



Oil thermostat

01871



Oil thermostat replacing O-rings (Per Pair)
EMPI 33-5010-0, Paruzzi #1870

01091



Stud M8 x 40 mm with allen mounting (4 pieces)

01977



Oil thermostat switch for #1976 or custom applications



Group 119 : Doghouse, Fans, Cooling systems

119

Doghouse, Fans, Cooling systems

 32225



Cylinder deflector plates (Per Pair)

Type-1 engines for better cooling, Type-3 engines until 7.1970 for better cooling, 8.1970 and later stock replacement, CT/CZ engines stock replacement

113119451

 08000



Galvanized shroud screws with locator point and fixed washer (50 pieces)

Thread size: M6 x 1.00, Length: 12mm, Screw head Type: slotted, Material: galvanized steel, Washer diameter: 11.85mm

 02143



Cable connector

Throttle cable Type-1 engines 25hp, 30hp, 1200cc, 1500 and 1600cc all, 1300cc with engine code E 1965 (E 0 002 921) and later and with engine code F 1965 (F 0 429 814) and later, Type-3 engines until 7.1965, Cool air flap rod Type-3 1963 (engine code 255 340) and later

111129921 • N102052 •
N0102052

 01907



Cool air thermostat 70 °C
Type-1 engines, Type-3 engines

043119159

 37820



Cooling air bellow rubber
Type-3

311119665B

 02170




Fan (911) mounting kit for 260mm Porsche coolfan, Type-1 and Type-3 engines

 08004



Engine assembly hardware kit (10 mm cylinder studs)
Type-1 engine (not 25hp+30hp), Type-3 engine

 02160



Porsche style fan shroud for a 260 mm coolfan
Type-1 engines, Type-3 engines


Group 119 : Doghouse, Fans, Cooling systems

08001



Stainless steel shroud screws including washers (50 pieces)
Thread size: M6 x 1.0, Length: 10mm, Material: stainless steel A2, Tensile load: 70, Wrench size: 5mm, Washer diameter: 11.70mm

02227



Deflector plates for 10 mm studs (Per Pair)
Type-1 1300, 1500 and 1600cc engines, Type-3 engines until 7.1970

311119317A

127

Fuel pumps, Fuel lines

01689



Fuel pressure regulator
Maximum pressure: 0.62 bar (9 PSI)


04541



Fuel pump A-quality
Type-1 engines 8.1965 and later, Type-3 engines

113127025G

01691



Fuel pump block-off with case breather
Type-1 (except 25hp+30hp engines), Type-3 engines, CT/CZ engines, Waterboxer engines

03691



Fuel pump block-off stainless steel
Type-1 (except 25hp+30hp engines), Type-3, CT/CZ, Waterboxer engines

01541



Fuel pump B-quality
Type-1 engine 8.1965 until 7.1973, Type-3 engines

113127025DR




Group 127 : Fuel pumps, Fuel lines

03686



Electric fuel pump A-quality
12V, 0.27 - 0.38 bar, 90 l/h

01686



Electric fuel pump B-quality
12V/0.5 - 0.6 bar 114l/h

04542



Fuel pump rebuild kit
BCD fuel pump (Paruzzi
#4541)

01658



Fuel pump rebuild kit
Type-1 engine 1200cc (34hp)
until 7.1965, Type-3 engine
until 7.1965

111198553• 311198553• 113127113• 113127141•
113127183• 113127189• 113127311• 113127313•
N124341• 113127131A• 113127129

01659



Fuel pump rebuild kit
Type-1 engine 1200 and 1300
8.1965 until 1972, 1500 and
1600 until 7.1970, Type-3
engine 8.1965 until 1972


111198555• 311198555• 113127113• 113127141•
021127201• 311127215• 113127311• 113127313•
N124341• 113127129• 111127177• 113127131A•
111127181• 311127209

03696



Fuel pump vibration dampers
(Per Pair)
Fuel pump #1686 and #3686

03684



Fuel pump safety relay
12V

01685



Fuel pump chrome
Type-1 engine 8.1965 until
7.1973, Type-3 engines

01684



Fuel pump pushrod (108
mm)
Type-1 engines until 7.1973
except 25hp+30hp, Type-3
engines

113127307

Group 127 : Fuel pumps, Fuel lines


01690



Fuel pump flange
Type-1 engines (except 25hp+30hp), Type-3 engines, CT/CZ engines, Waterboxer engines

113127303

03692



Fuel pump flange gaskets (Per Pair)
Type-1 engines (except 25hp+30hp), Type-3 engines, CT/CZ engines, Waterboxer engines

113127311 • 113127313

04056



Fuel hose and fuel line clamp (each)
Beetle fuel line on fan shroud 1300, 1500 and 1600cc all years, 1200cc 8.1965 until 1976 (D 1 371 480), Bus fuel line on fan shroud Type-1 engines 6.1959 until 7.1979, Type-3 engines fuel hose all, Thing fuel line on fan shroud until 7.1970

311127525

04691



Billet fuel pump block-off
Type-1 (except 25hp+30hp engines), Type-3, CT/CZ, Waterboxer engines

129

Carburetor,
Air filter, Inlet manifold

02185



32/36 DFEV Weber carburetor
Main jet: 1.30 and 1.40, Air jet: 160 and 165, Idle jet: 50 and 60, Venturi: 26 and 27mm

702353



Gicler fuel injection
Benz/Delco/DRLA
Dellorto DRLA



Group 129 : Carburetor, Air filter, Inlet manifold

705112



Gicleur de la 1^{re} chambre essence
Solex (tous modèles) de 26 à 37 cm
WFS, 26 PCT, 30 PCT, 30 PICT,
34 PCT, 32/34 PDSIT, Solex 7,
Solex H4044, H4022, 44 PDSI 2/3,
HDS/2/3, PDSI 3/4 PDSI 3/4 PDSI 3/4,
PDSI 3/4 PDSI 3/4 PDSI 3/4 PDSI 3/4,
PDSI 3/4 PDSI 3/4 PDSI 3/4 PDSI 3/4,
Reproductions 30 PICT-1, 34
PICT-3

705301



Gicleur de la 1^{re} chambre essence
Weber IDF, IDF, EMPI HPMX,
Weber IDF, IDF, EMPI HPMX,
EPC 48.1951

705322



Gicleur de la 1^{re} chambre essence
Weber DFE, DGE, DFV, ICT,
EMPI EPC 32/36, EPC 34T,
EMPI EPC 32/36F, EPC 34

32115



Carburetor throttle return
spring
Solex 32 PDSIT-2, 32 PDSIT-3

341129881C

02194



Carburetor rebuild/gasket kit
Weber IDF 36

02196



Carburetor rebuild/gasket kit
Weber IDF 40, IDF 44, EMPI
HPMX 40, HPMX 44

02197



Carburetor rebuild/gasket kit
Dellorto DRLA 36, DRLA 40,
EMPI D 36mm, D 40mm

04243



Carburetor rebuild/gasket kit
Weber 34 ICT, EMPI EPC 34

42146



Carburetor rebuild/gasket kit
Brosol I H32/34 PDSI-2 (left)

Group 129 : Carburetor, Air filter, Inlet manifold

42147



Carburetor rebuild/gasket kit
Brosol H32/34 PDSI-3 (right)

42130



Carburetor rebuild/gasket kit
left
Solex 32 PDSIT-2, 34 PDSIT-2

42131



Carburetor rebuild/gasket kit
right
Solex 32 PDSIT-3, 34 PDSIT-3

34239



Carburetor kit EMPI EPC 34
mm
Type-3 single port engines

34240



Carburetor kit EMPI EPC 34
mm
Type-3 dual port engines

02136



Carburetor base gasket (Per
Pair)
Weber IDF 40+44, Dellorto
DRLA 40+44, EMPI HPMX
40+44

05236



Carburetor base gasket (Per
Pair)
Weber IDF/IDA 48, EMPI EPC
48/51

05237



Carburetor base gasket (Per
Pair)
Solex 32 PDSIT-2/3, Brosol
H32/34 PDSI-2/3, Weber 34
ICT, EMPI EPC 34

32134



Carburetor heat insulation
flange (each)
Type-3 engines (Solex 32
PDSIT)

021129795

341129795



Group 129 : Carburetor, Air filter, Inlet manifold

42135



Carburetor heat insulation flange 4 mm (each)
Solex 34 PDSIT/Brosol H
32/34 PDSI, Bus Type-4 engine, Vanagon/T25 CU engine

071129795

02163




Choke block-off plate
Weber IDF

02121



Choke element 12V
Weber 32/36 DFEV, EMPI EPC 32/36F

02189



Cross-bar linkage Weber IDF, Dellorto DRLA
Type-1 engines, Type-3 engines

01035




Heat riser block-off plates (Per Pair)
Beetle/Karmann Ghia 1.2 1.1963 and later 13/1.5 until 3.1974 1.6 until 7.1975, Bus 8.1960 and later, Type 3 1.5, Thing

03799



Wire grommets (Per Pair)
Beetle, Karmann Ghia, Bus 8.1967 and later, Type 3, Thing

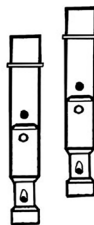
02176



EMPI EPC 34 Carburetor (each)
Main jet: 150, Air jet: 175, Idle jet: 55, Emulsion tube: F6

43-1016-1

02195



Weber IDF F11 emulsion tube (Per Pair)
Weber IDF

04246



Linkage down rod with heim ends (each)
replacement for EMPI 40/44 HPMX or Weber 40/44 IDF
Cross-bar linkage #2189

Group 129 : Carburetor, Air filter, Inlet manifold

04231



Inlet gaskets (Per Pair)
Type-1 engines 1300cc,
1500cc and 1600cc until
7.1970, Type-3 single port
engines 8.1962 and later

311129707 • 311129707D

04236



Inlet gaskets (Per Pair)
Type-1 engines 1200cc 1962
(engine nr. 6 916 251) and
later, Type-3 engines until
7.1962

N138231 • N0138232 • N0138231

32106



Inlet manifolds Weber IDF,
Dellorto DRLA (Per Pair)
Type-3 engines dual port

04197



Chrome velocity stacks
(height 100 mm) (Per Pair)
Weber IDF, Dellorto DRLA,
EMPI HPMX

04198



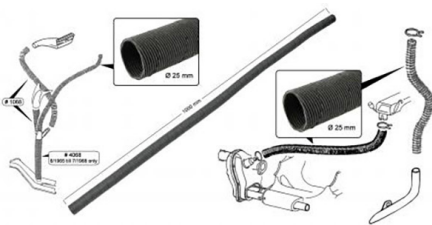
Chrome velocity stacks
(height 152 mm) (Per Pair)
Weber IDF, Dellorto DRLA,
EMPI HPMX

02198



Chrome velocity stacks
(height 55 mm) (Per Pair)
Weber IDF, Dellorto DRLA,
EMPI HPMX

01016



Air cleaner/heater hose
cardboard \varnothing 25 x 1000 mm
A/C Beetle/Type 3
1.1963 until 1967, heater
1200/1300/1500/1302 8.1970

211255359

02159



Air cleaner breather fitting
plastic 90° (each)
Air cleaner #2157
replacement

32159



Chrome perforated air
cleaners \varnothing 127 mm height 45
mm (Per Pair)
Type-3 engines



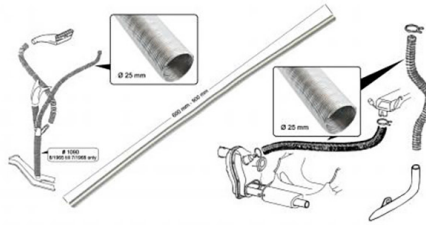
Group 129 : Carburetor, Air filter, Inlet manifold

05230



Air cleaner base gaskets (Per Pair)
Weber IDF, EMPI HPMX

01096



Air cleaner/heater hose aluminum Ø25 x 600-900 mm
A/C Beetle/Type 3
1.1963 until 1967, heater
1200/1300/1500/1302 8.1970

702340



Jet Needle
Dellorto DRLA

705401



Jet Needle
Weber IDF, IDA, EMPI HPMX,
EPC 32/36F, EPC 34

705426



Jet Needle
Weber DFEV, DFV, DGV, ICT,
EMPI EPC 32/36F, EPC 34

01012



Brass nuts (8 pieces)
Thread size: M8 X 1.25,
Wrench size: 11mm

03975



Breather hose with a textile outside per meter
Inner diameter: 12mm, Outer diameter: 17mm, Working pressure: 7 bar, Bursting pressure: 30 bar

42144



Solex/Brosal H32/34 PDSI 2 carburetor left
Type-3 1600cc engines and replaces the Solex 32 PDSIT-2, Type-4 engines and replaces the Solex 34 PDSIT-2, 32-34 PDSIT-2

42145



Solex/Brosal H32/34 PDSI 3 carburetor right
Type-3 1600cc engines and replaces the Solex 32 PDSIT-3, Type-4 engines and replaces the Solex 34 PDSIT-3, 32-34 PDSIT-3

N0202903 • N203741 • N0203741

Group 129 : Carburetor, Air filter, Inlet manifold

01057



Manifold pre-heat gaskets
(Per Pair)
Type-1 engine 8.1964 until
7.1970 right, Type-1 engine
8.1970 and later left/right,
Type-3 engine right, CT/CZ

113251263C • 113251263

02132



Stock inlet gaskets (Per Pair)
Type-1 engines 1300cc and
1600cc 8.1970 and later,
Type-3 dual port engines, CT/
CZ engines

113129717A

42129



Idling cut-off valve sealing
ring (each)
Solex 34 PDSIT-2, Solex 34
PDSIT-3

036129430

702306



Stadler
Weber IDF, DCNF, EMPI HPMX

702332



Stadler
Weber IDA, EMPI EPC 481/51

705045



Stadler
Solex 34 PDSIT-3, H32/34 PDSI 2, H32/34 PDSI 3, H30/31 PICT, Bocar 34 PICT-3, Paruzzi 34 PICT-3

705343




Stadler
Weber DFEV, DGV, DFV, EMPI
EPC 32/36F

705549



Stadler
Weber ICT, EMPI EPC 34

02018



Vacuum hose with a textile
outside per meter
Inner diameter: 3.5mm, Outer
diameter: 7.5mm, Working
pressure: 7 bar, Bursting
pressure: 30 bar

N203531 • N0203535 • N0202911



Group 129 : Carburetor, Air filter, Inlet manifold

00990



Vacuum, water or breather hose T-piece
Maximum hose inner diameter: 5mm, Material: Plastic

00991



Vacuum, water or breather hose T-piece
Maximum hose inner diameter: 7mm, Material: Plastic

02801



Venturi \varnothing 28 mm (Per Pair)
Weber 40 IDF

02802



Venturi \varnothing 30 mm (Per Pair)
Weber 40 IDF

02803



Venturi \varnothing 32 mm (Per Pair)
Weber 40 IDF

02155



Chromed oval air cleaner (each)
Weber DCNF

32157



Chromed rectangular air cleaner (each)
Weber IDF, Dellorto DRLA, EMPI HPMX and D-series

32158



Chromed round air cleaner (each)
Weber ICT, EMPI EPC 34

02131



Heavy Duty inlet gaskets (Per Pair)
Type-1 engines 1300 and 1600cc 8.1970 and later,
Type-3 dual port engines, CT/CZ engines

Group 129 : Carburetor, Air filter, Inlet manifold

02199



Float for Brosol/Solex
Solex H40/44 EIS

02102



Float needle valve 1.2 mm
Solex 26 VFI, 28 PCI, 32
PDSIT-2, 32 PDSIT-3, 34
PDSIT-2, 34 PSDIT-3

02167



Float needle valve 1.5 mm
Solex 26 VFIS, 28 PCI, 28 PICT,
28 PICT-1, 28 PICT-2, 30 PICT-1,
30 PICT-2, 30 PICT-3, 31 PICT-3,
31 PICT-4, 34 PICT-3, 34 PICT-4,
34 PICT-5, 32 PHN-1, 32 PHN-2

111129201A • 341129201

111129201 • 036129201

02175



Weber 34 ICT carburetor
(each)
Main jet: 135, Air jet: 160, Idle
jet: 55, Emulsion tube: F78

02190



Weber IDF 40 carburetor
(each)

02191



Weber IDF 44 carburetor
(each)

133

Injection system

01585



Fuel filter for injection engines
Type-1 engines until 1.1980,
Type-3 engines, Type-4 engines
8.1974 and later, Waterboxer
engines with engine code DH,
hose connections: Ø 8 and Ø
12mm

133133511

03750



Inner injector seals (4 pieces)
Type-1 engines with injection
until 1.1980, Type-3 engines
with injection, Type-4 engines
with injection, Waterboxer
engines with injection

311133261A



Group 133 : Injection system

03751



Outer injector seals (4 pieces)
Type-1 engines with injection until 1.1980, Type-3 engines with injection, Type-4 engines with injection, Waterboxer engines with injection

311133263

01951



Generator, alternator, seat belt- and oil pressure switch terminal boots (Per Pair)
Generator terminals Beetle 8.1970 and later, Karmann Ghia 8.1970 and later, Type 3, Alternator terminal Bus 8.1967 until 7.1979* and 8.1987 and later, Safety belt warning switch Beetle, Karmann Ghia, Type 3, Oil pressure switch Type 3 with injection engine

113971901A


71855



Coolant, petrol or throttle cable conduit connection hose
Type-3 as petrol hose, Vanagon/T25 as coolant or throttle cable conduit connection hose

443121107A

02018



Vacuum hose with a textile outside per meter
Inner diameter: 3.5mm, Outer diameter: 7.5mm, Working pressure: 7 bar, Bursting pressure: 30 bar

N203531• N0203535• N0202911

141

Clutch manual and saxomat

01524



Bronze clutch operating shaft bushing kit Ø 16 mm
Beetle 8.1960 until 1971 (VIN 112 2070 812) and 1.1986 and later, Karmann Ghia 8.1960 until 1971 (VIN 142 2070 812), Bus 6.1959 until 7.1975, Type 3 until 8.1971, Thing until 7.1971

113141723• N124201•
113141717A•

01525



Bronze clutch operating shaft bushing kit Ø 20 mm
Beetle 1971 (VIN 112 2070 813) until 12.1985, Karmann Ghia 1971 (VIN 142 2070 813), Bus 8.1975 and later (the spring is not useable), Type 3 9.1971 and later, Thing 8.1971 and later

N124201• 113141723

Group 141 : Clutch manual and saxomat

01519



Throw-out super clips (Per Pair)
13/1500 until 7.1970, 1200 until 3.1972, Bus 3.1950 until 7.1970

01522



Clutch release bearing sleeve
Beetle 1300-1302-1303 8.1970 and later, Beetle 1200 1972 (112 2670 583) and later, Karmann Ghia 8.1970 and later, Bus 8.1970 and later, Type 3 8.1970 and later, Thing 8.1971 and later

01505



Feramic clutch disc 200 mm
Type-1 engines, Type-3 engines

113141181A• 016141181

01509



Clutch pressure plate 180 mm
Type-1 engines 25hp+30hp, Type-1 engine 1300 until 7.1970, Type-1 engine 1200 until 1972 (VIN 112 2670 582), Type-3 engines until 7.1962

111141025DX

01520



Clutch release bearing
Beetle 1300, 1500 until 7.1970, Beetle 1200 until 1972 (VIN 112 2670 582), Karmann Ghia until 7.1970, Bus until 7.1970, Type 3 until 7.1970, Thing until 7.1971

111141165A• 111141167C

01521



Clutch release bearing
Beetle 1300, 1302, 1303 8.1970 and later, Beetle 1200 1972 (VIN 112 2670 583) and later, Karmann Ghia 8.1970 and later, Bus 8.1970 and later, Type 3 8.1970 and later, Thing 8.1971 and later

113141165B• 091141165D• 088141165A

01531



Clutch operating shaft return spring
Beetle 1971 (VIN 112 2070 813) until 1974 (VIN 114 2663 259), Karmann Ghia 1971 (VIN 142 2070 813) and later, Type 3 1971 (VIN 312 2016 038) and later, Thing 8.1971 until 1974 (VIN 184 2695 786)

113141723C

01533



Clutch operating shaft return spring
Beetle export models 8.1960 until 1964 (VIN 115 245 529), all models 1964 (VIN 115 247 529) until 1971 (VIN 112 2070 812), Karmann Ghia 8.1960 until 1971 (VIN 142 2070 812), Bus 6.1959 until 7.1975, Type 3 until 1971 (VIN 312 2016 037), Thing until 7.1971

113141723

04530



Clutch operating shaft return spring collar
Beetle until 1971 (VIN 112 2070 812), Karmann Ghia until 1971 (VIN 142 2070 812), Bus until 7.1975, Type 3 until 1971 (VIN 312 2016 037), Thing until 7.1971

111141727



Group 141 : Clutch manual and saxomat

04531



Clutch operating shaft return spring collar
Beetle 1971 (VIN 112 2070 813) and later, Karmann Ghia 1971 (VIN 142 2070 813) and later, Type 3 1971 (VIN 312 2016 038) and later, Thing 8.1971 and later

111141727A

01500



Clutch disc 180 mm
Type-1 engines 25hp+30hp, Type-1 engine 1300, Type-1 engine 1200 until 1980 (D 1455271), Type-3 engines until 7.1962

111141031F• 111141031DX• 111141031GX

01501



Clutch disc 200 mm
Type-1 engine 1200cc 1980 (D 1455 272) and later, Type-1 engine 1500cc, Type-1 engine 1600cc (Bus until 1975 VIN 216 2118 505), Type-3 engines 8.1962 and later

311141031D• 043141031MX• BAA141031A• 043141031S

01511



Clutch kit 180 mm
Type-1 engines 25hp+30hp, 1200cc until 1972 (VIN 112 2670 582), 1300cc until 7.1970, Type-3 engines until 7.1962

111198141CX• 111198141CV

01510



Clutch kit 200 mm
Beetle 1200cc 1980 (engine code D 1455 271) and later, 1600cc 8.1970 and later, Karmann Ghia 1600cc 8.1970 and later, Bus with Type-1 engine 8.1970 until 1975 (VIN 216 2118 505), Type 3 8.1970 and later, Thing 8.1970 and later

311198141AX• 311198141AV

01514



Clutch kit 200 mm
Type-1 engines 1500 and 1600cc until 7.1970, Type-3 engines 8.1962 until 7.1970

211141025B

01550



Clutch operating lever (16 mm)
Beetle 1965 until 1971, Karmann Ghia 1965 until 1971, Bus 1965 until 7.1975, Type 3 1965 until 1971, Thing until 7.1971

131141719

01554



Clutch operating lever (20 mm)
Beetle 74 until 12.1985, Karmann Ghia 74 and later, Bus 8.1975 until 7.1979, Vanagon/T25 (CT/CZ), Type 3 71 and later square, Thing 74 and later

111141719F• 361141719

01527



Stock clutch operating shaft fitting kit (Ø 16 mm)
Beetle 8.1960 until 1971 (VIN 112 2070 812) and 1.1986 and later, Karmann Ghia 8.1960 until 1971 (VIN 142 2070 812), Bus 6.1959 until 7.1975, Type 3 until 8.1971, Thing until 7.1971

113141723• N124201• N0124201• 113141717A• 113141271A• 113141707A

Group 141 : Clutch manual and saxomat

01526



Clutch operating shaft Ø 16 mm
Beetle 1300-1302 8.1970 until
1971, Karmann Ghia 8.1970
until 1971, Type 3 8.1970 until
8.1971, Thing 8.1970 until
7.1971

113141701E

01529



Clutch operating shaft Ø 20 mm
Beetle 1200 1972 until 12.1985,
1300-1303 1971 and later,
Karmann Ghia 1971 and later,
Type 3 9.1971 and later, Thing
8.1971 and later

113141701F

01528



Clutch operating shaft Ø 16 mm
Beetle 8.1960 until 7.1970, 1200
1964 until 1971, Karmann Ghia
8.1960 until 7.1970, Bus 7.1959
until 7.1967, Type 3 until 7.1970,
Thing until 7.1970


113141701C

01515



Kush-lok clutch disc
Type-1 engines, Type-3
engines

01507



Stock clutch pressure plate 200 mm
Type-1 engine 1200 (D 1 455 271)
and later, Type-1 engine 1600
(Beetle, Karmann Ghia, 181), Type-1
engine 1600 (Bus until 1975 VIN
216 2118 505), Type-3 engines
8.1970 and later

**311141025CX • BAA141025 •
043141025B**

01508



Stock clutch pressure plate
200 mm
Type-1 engines 1500, 1600
until 7.1970, Type-3 engines
8.1962 until 7.1970

311141025EX

01516



Heavy duty clutch pressure
plate
Diameter: 200mm, Pressure:
771 kg (1700 lb)

01517



Heavy duty clutch pressure
plate
Diameter: 200mm, Pressure:
952 kg (2100 lb)

01518



Heavy duty clutch pressure
plate
Diameter: 200mm, Pressure:
1179 kg (2600 lb)



Group 141 : Clutch manual and saxomat


 06519



Heavy duty clutch pressure plate mounting kit

Beetle, Karmann Ghia, Bus with Type-1 engine until 1976 (VIN 296 2137 724), Bus with Type-4 engine 8.1973 until 1974 (VIN 294 2125 000) and 8.1975 and later, Type 3, Thing

 04774



Engine gasket kit
Type-1 engine 1600cc with injection, Type-3 engine 1600cc with injection

111198007A • 311133263 •
311133261A

 04772



Engine gasket kit A-quality
Type-1 engine 1300cc E, F, Type-1 engine 1300cc AB until 1973 (AB 0 870 512), Type-1 engine 1300cc AC until 1973 (AC 0 007 800), Type-1 engine 1500cc, Type-1 engine 1600cc B, AH, AE, AD and AG, Type-1 engine 1600cc AF, AS until 7.1975, Type-3 engine with carburetor

111198007A

 01772



Engine gasket kit B-quality
Type-1 engine 1300cc E, F, Type-1 engine 1300cc AB until 1973 (AB 0 870 512), Type-1 engine 1300cc AC until 1973 (AC 0 007 800), Type-1 engine 1500cc, Type-1 engine 1600cc B, AH, AE, AD and AG, Type-1 engine 1600cc AF, AS until 7.1975, Type-3 engine with carburetor

111198007AF

Group 199 : Engine fasteners

199

Engine fasteners

 01553



Engine mounting bolts upsides (Per Pair)

Beetle with a manual transmission 8.1966 and later, Karmann Ghia with a manual transmission 1965 (VIN 146 350 066) and later, Bus with Type-1 engine and a manual transmission 8.1966 until 7.1975, Type-3 with a manual transmission 8.1966 and later, Thing

**111199101 • N104701 •
N104702 • N0104707**

 01563



Engine mounting studs underside (Per Pair)

Beetle and Karmann Ghia 1200cc, 1300 and 1500cc 8.1960 and later, 1600cc until 7.1973 and AS until 1975 (AS 256 797) and AF until 1975 (AF 129 067), Bus with Type-4 engine 1700cc, 1800cc, Type-3 1500cc, 1600cc, Thing 1500cc, 1600cc

N0145251 • N145251

 31481



Engine mount flange bolts with serration (4 pieces)

Bus with Type-4 engine 8.1967 until 7.1979, Type-3 with automatic transmission 1967 (VIN 318 015 226) and later, with manual transmission 8.1968 and later

N0143291 • N143291





Fuel, Exhaust, Heater

Group 2

Group 201 : Fuel tanks

201 Fuel tanks

01695



Fuel filter for carburetor engines universal use for Ø 5.0 until Ø 8.0mm hose, Beetle VW 1200 1975 (VIN 116 2128 099) until 12.1985, 1303 1973 (VIN 133 2802 561) and later, Bus 1975 (VIN 215 2145 352) and later, Thing only for the gas heater

251201511G

04695



Fuel filter for carburetor engines High flow Length: 55mm, Diameter: 25mm, Hose barb size: 6.35mm

01692



Fuel filter for carburetor engines chrome Ø 8.1 - Ø 9.5mm (3/8 inch) hose

01693



Fuel filter for carburetor engines chrome Ø 6.5 - Ø 8.0mm (5/16 inch) hose

01694



Fuel filter for carburetor engines chrome Ø 5.0 - Ø 6.4mm (1/4 inch) hose

00969



Fuel line through chassis grommets (Per Pair) Beetle 8.1955 until 7.1974, Type 3 until 7.1967, Thing all years

111201189A

00496



Fuel tank 40 liter polished stainless steel Ø: 25.4 cm, Length: 84 cm

00482



Fuel tank connection kit 6 mm (including filter) Beetle export models, VW 1200, VW 1300 and VW 1500 8.1961 and later, convertible 8.1961 until 7.1970, Karmann Ghia 8.1961 and later, Bus 8.1961 until 1975 (VIN 295 2147 352), Type 3 all models and years, Thing all models and years

113201221A• 311201231A• 311201235• 111209147A



Group 201 : Fuel tanks

03088



Fuel tank retainer clips (4 pieces)
Beetle 1302 and 1303 all and VW1200 1.1978 until 12.1985, Type 3

113201635

03937



Fuel filler neck hose 185 x 48 mm
Beetle 1968 (VIN 118 895 515) and later, Karmann Ghia 1968 (VIN 148 895 515) and later, Type 3 1968 (VIN 318 210 005) and later, Thing

N90123501 • 311201219A

04482



Fuel tank connection extra wide (8 mm)
Beetle 8.1961 and later (except 1302 and 1303), Karmann Ghia 8.1961 and later, Bus 8.1961 until 1975 (VIN 215 2147 352), Type 3, Thing


01579



Fuel filler hose inner seals (Per Pair)
Beetle 1968 (VIN 118 895 515) and later, Karmann Ghia 1968 (VIN 148 431 164) and later, Type 3 1968 (VIN 318 210 005) and later, Thing

113201215

00980



Fuel hose with a textile outside per meter
Inner diameter: 5.0mm, Outer diameter: 9.5mm, Working pressure: 7 bar, Bursting pressure: 30 bar

N203551 • N90099601 • N0203551

00981



Fuel hose textile braided per meter
Inner diameter: 8.00 (max. 8.50mm), Outer diameter: 13.70 (max. 14.20mm), Working pressure: 7.5 bar, Bursting pressure: 30 bar

N90170001 • N0201302


03799



Wire grommets (Per Pair)
Beetle, Karmann Ghia, Bus 8.1967 and later, Type 3, Thing

111971911A • 1119719112

00976



Copper fuel line
Beetle 8.1955 and later, Karmann Ghia, Bus Pickup and Double Cab 8.1967 until 7.1979, Type 3 until 7.1967, Thing

113209211A • 111209211B

03975



Breather hose with a textile outside per meter
Inner diameter: 12mm, Outer diameter: 17mm, Working pressure: 7 bar, Bursting pressure: 30 bar

N0202903 • N203741 • N0203741

Group 201 : Fuel tanks

03948



Fuel cap gasket (cork) Ø 48 x 70 mm
Beetle 8.1960 until 7.1967,
Karmann Ghia 8.1960 until
7.1967, Bus 8.1967 until
7.1971, Type 3 until 7.1967

211201557E

00490



Fuel cap lockable
Beetle 8.1967 until 12.1971,
Karmann Ghia 8.1967 until
1971 (VIN 142 2139 975), Bus
8.1971 until 7.1973, Type 3
8.1967 until 12.1971

867201551

00491



Fuel cap lockable
Beetle 1.1972 and later,
Karmann Ghia 1971 (VIN 142
2139 976) and later, Type 3
1.1972 and later

113201551H• 321201551H

00948



Fuel cap without lock
Beetle 8.1960 until 7.1967,
Karmann Ghia 8.1960 until
7.1967, Bus 8.1967 until
7.1971, Type 3 until 7.1967,
Thing

343201551• 111201551B

00949



Fuel cap without lock
Beetle 8.1967 until 12.1971,
Karmann Ghia 8.1967 until
1971 (VIN 142 2139 975), Bus
8.1971 until 7.1973, Type 3
8.1967 until 12.1971

113201551A• 803201551C

00965



Fuel cap without lock
Beetle 1.1972 and later,
Karmann Ghia 1971 (VIN 142
2139 976) and later, Type 3
1.1972 and later

113201551F

03932



Breather hose
Beetle 1303 T-piece to tank,
Type 3 fuel filler neck to
breather pipe

133201181A

03936



Fuel elbow T-fitting to tank
Beetle 1200/1300/1500/1302
12.1967 and later, Karmann
Ghia 8.1967 and later, Type 3
8.1967 and later

113201179A• 311201179A

01580



Fuel breather T-piece
Beetle 08.1967 and later, Type
3 08.1967 and later, Thing

113201157



Group 201 : Fuel tanks

03095



Vacuum or breather hose
T-piece
Maximum hose inner
diameter: 4mm, Material:
Plastic

113201943B

04483



Fuel filter
Beetle 1200/1300/1500,
Karmann Ghia, Bus until
10.1975, Type 3, Thing

111209147B

00497



Fuel shut-off for aluminum
tank
1/4 NPT, for #0496 or
universal use (ø 5.0mm - ø
6.4mm)

209
Fuel tap,
Connections, Fuel
hose

00984




Stainless steel braided fuel
hose per meter
inner Ø 9.5mm outer Ø
15mm

00985



Stainless steel braided fuel
hose per meter
inner Ø 6.4mm outer Ø
12mm

00980



Fuel hose with a textile
outside per meter
Inner diameter: 5.0mm, Outer
diameter: 9.5mm, Working
pressure: 7 bar, Bursting
pressure: 30 bar

N203551 • N90099601 •
N0203551

Group 209 : Fuel tap, Connections, Fuel hose

01149



Fuel hose with a textile outside per meter
Inner diameter: 7mm, Outer diameter: 12mm, Working pressure: 7 bar, Bursting pressure: 30 bar

N203571

06980



Fuel hose with a textile outside per meter
Inner diameter: 9mm, Outer diameter: 15mm, Working pressure: 7 bar, Bursting pressure: 30 bar

03990



Fuel hose connection T-style (brass)
ø 5.0mm - ø 6.4mm

03991



Fuel hose connection T-style (brass)
ø 7.0mm - ø 8.0mm

00981



Fuel hose textile braided per meter
Inner diameter: 8.00 (max. 8.50mm), Outer diameter: 13.70 (max. 14.20mm), Working pressure: 7.5 bar, Bursting pressure: 30 bar

N90170001 • N0201302

01152



Fuel hose textile braided per meter
Inner diameter: 6.00 (max. 6.50mm), Outer diameter: 11.70 (max. 12.20mm), Working pressure: 7.5 bar, Bursting pressure: 30 bar

N10120701

04152



Fuel hose textile braided per meter
Inner diameter: 4.10 (max. 4.60mm), Outer diameter: 9.15 (max. 9.65mm), Working pressure: 7.5 bar, Bursting pressure: 30 bar

N10196502

04981



Fuel hose textile braided per meter
Inner diameter: 4.90 (max. 5.40mm), Outer diameter: 10.40 (max. 10.70mm), Working pressure: 7.5 bar, Bursting pressure: 30 bar

06245



Fuel hose textile braided per meter
Inner diameter: 10.00 (max. 10.6mm), Outer diameter: 16.25 (max. 17.80mm), Working pressure: 7.5 bar, Bursting pressure: 30 bar



Group 209 : Fuel tap, Connections, Fuel hose

00970



Heavy Duty hose clamps
anodized red (Per Pair)
Maximum hose outer size
12.7mm

03973



Brass hose barb male
threaded (Per Pair)
Thread size: 1/8 inch NPT,
Hose barb size: 6.35mm

03974



Brass hose barb male
threaded (Per Pair)
Thread size: 1/8 inch NPT,
Hose barb size: 7.94mm

01153



Hose connector reducer from
6 to 8 mm

00990



Vacuum, water or breather
hose T-piece
Maximum hose inner
diameter: 5mm, Material:
Plastic

00991



Vacuum, water or breather
hose T-piece
Maximum hose inner
diameter: 7mm, Material:
Plastic

251

Exhaust systems, Catalyst

01035



Heat riser block-off plates
(Per Pair)
Beetle/Karmann Ghia 1.2
1.1963 and later 13/1.5 until
3.1974 1.6 until 7.1975, Bus
8.1960 and later, Type 3 1.5,
Thing

31009



Dual quiet pack muffler
(black transport paint)
Type-3 engine

Group 251 : Exhaust systems, Catalyst

31029



Heater box J-tubes black (Per Pair)
Type-3 engines

01019



Copper exhaust gaskets for 38 mm tubing (4 pieces)
Type-1 engines, Type-3 engines, CT/CZ engines, Waterboxer engines

01036



Copper exhaust gaskets for (41 mm) 1 5/8 inch tubing (4 pieces)
Type-1 engines, Type-3 engines, CT/CZ engines, Waterboxer engines

01012



Brass nuts (8 pieces)
Thread size: M8 X 1.25,
Wrench size: 11mm

01078



Header to muffler gasket (each)
Bolt distance: 58mm, Inner size: 44.70mm

01093



Header to muffler gasket (each)
Bolt distance: 78mm, Inner size: 68mm

01059



Paper exhaust gaskets from 35 mm tubing (4 pieces)
Type-1 engines, Type-3 engines, CT/CZ engines, Waterboxer engines

05002



Stainless steel mounting kit tail pipe or heater box to muffler
tail pipe Beetle 8.1955 and later (except injection engines), Karmann Ghia, Bus with Type-1 engine 8.1976 and later, Type 3 until 7.1971, heat exchanger Beetle 1.1963 and later, Karmann Ghia 1.1963 and later, Bus with Type-1 engine 1.1963 and later, Type 3, Thing

111298051 • 111298051A

31017



Single quiet pack muffler (black transport paint)
Type-3 engine



Group 251 : Exhaust systems, Catalyst

31013



Header (black transport paint)
Type-3 engines

01057



Manifold pre-heat gaskets
(Per Pair)
Type-1 engine 8.1964 until 7.1970 right, Type-1 engine 8.1970 and later left/right, Type-3 engine right, CT/CZ

113251263C • 113251263

05159



Manifold pre-heat gaskets
(Per Pair)
Type-1 engines until 7.1964, Type-3 engines only left

111251263

01058



Stock cylinder head exhaust gaskets (4 pieces)
Type-1 engines, Type-3 engines, CT/CZ engines

111251261C

31071



Stock exhaust (replacement in terms of model)
Type-3 engines 1500 and 1600, Type 3

01001



Stock mounting kit tail pipe or heater box to muffler (2 sets)
tail pipe Beetle 8.1955 and later (except injection engines), Karmann Ghia, Bus with Type-1 engine 8.1976 and later, Type 3 until 7.1971, heat exchanger Beetle 1.1963 and later, Karmann Ghia 1.1963 and later, Bus with Type-1 engine 1.1963 and later, Type 3, Thing

111298051 • 111298051A • 111251241 • 111251233A • 111251269A • 113251273 • N103483

31000



Exhaust muffler mounting kit
Type-3 engines with two carburetors, (for engines with one carburetor use #5159 extra)

341298003

31074



Tail pipe
Type 3 8.1971 and later

311251153F

31003



Tail pipe mounting kit
Type-3 engines until 7.1971

311298055

Group 251 : Exhaust systems, Catalyst


31004



Tail pipe mounting kit
Type-3 engines 8.1971 and
later

311298055A

01092

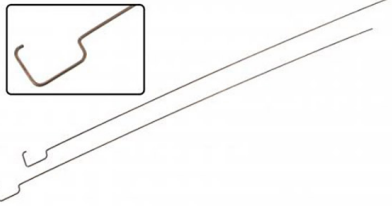


Coppered exhaust nuts (8
pieces)
Thread size: M8 X 1.25,
Wrench size: 12mm

255

Heating system
Type 1, Type 3,
WBX and Diesel
engines

04931



Rear footwell heater flap
cables (Per Pair)
Beetle 8.1964 and later,
Karmann Ghia 8.1964 and
later, Type 3 8.1963 and later,
Thing 2.1974 and later

311255547


31080



Heat exchanger left
Type-3 engines

311255103E

31081



Heat exchanger right
Type-3 engines

311255104K

01015



Heat exchanger repair pipes
(Per Pair)
Type-1 engines 1.1963 and
later (except USA injection
and 30hp), Type-3 engines

113255107

31029




Heater box J-tubes black (Per
Pair)
Type-3 engines



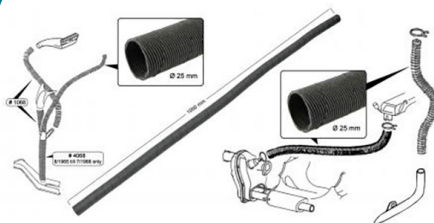
Group 255 : Heating system Type 1, Type 3, WBX and Diesel engines

01077



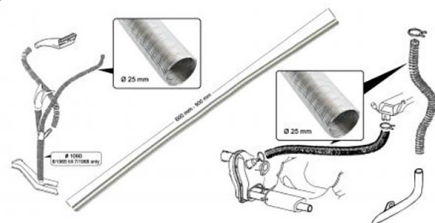
Heater hose aluminum Ø 60 x 350-1000 mm
Bus with Type-4 engine 8.1971 and later right on blower, Type 3 sport exhaust

01016



Air cleaner/heater hose cardboard Ø 25 x 1000 mm
A/C Beetle/Type 3 1.1963 until 1967, heater 1200/1300/1500/1302 8.1970

01096



Air cleaner/heater hose aluminum Ø25 x 600-900 mm
A/C Beetle/Type 3 1.1963 until 1967, heater 1200/1300/1500/1302 8.1970

211255359

05002



Stainless steel mounting kit tail pipe or heater box to muffler
tail pipe Beetle 8.1955 and later (except injection engines), Karmann Ghia, Bus with Type-1 engine 8.1976 and later, Type 3 until 7.1971, heat exchanger Beetle 1.1963 and later, Karmann Ghia 1.1963 and later, Bus with Type-1 engine 1.1963 and later, Type 3, Thing

111298051 • 111298051A

01001



Stock mounting kit tail pipe or heater box to muffler (2 sets)
tail pipe Beetle 8.1955 and later (except injection engines), Karmann Ghia, Bus with Type-1 engine 8.1976 and later, Type 3 until 7.1971, heat exchanger Beetle 1.1963 and later, Karmann Ghia 1.1963 and later, Bus with Type-1 engine 1.1963 and later, Type 3, Thing

111298051 • 111298051A • 111251241 • 111251233A • 111251269A • 113251273 • N103483

01086



Heater cable mounting kit (each)
Beetle, Karmann Ghia, Bus with aircooled engine, Type 3, Thing civil

111298101A

04156



Knob (each)
fresh air controls Beetle 1200, 1300, 1500, 1302 8.1967 and later (models without dash cover), Beetle 1303, Karmann Ghia 8.1971 and later, Type 3 8.1967 and later, glove box Beetle 1200, 1300, 1500, 1302 8.1967 and later, Beetle 1303 until 7.1973, Karmann Ghia 8.1967 and later, Bus 8.1967 until 7.1979, Type 3 8.1967 and later, airco Vanagon/T25 8.1983 until 7.1984

113819661F • 113819661C

00960



Roll pin trunk lid, heating and ventilation cables (Per Pair)
Beetle trunk lid 8.1972 and later, Karmann Ghia trunk lid 8.1970 and later, Bus middle heating cable 8.1967 until 7.1979, Type 3 fresh air cables until 7.1967

N0133302 • N133302

259

Fresh air and heater controls

Group 261 : Hot air blower / Stationary heater

261

Hot air blower / Stationary heater

 **72598**



Sealing rings 10 mm (Per Pair)
various applications for
Type-1, Type-3, Vanagon/T25,
Thing

N0138115• N138111

 **04966**

Geen afbeelding beschikbaar
No image available
Image non disponible



Seal ring for the oil pressure
plunger screw and gas heater
suction pipe (Per Pair)
Oil pressure plunger screw
Type-1 engines, Type-3 engines,
Gas heater suction pipe Type-3
8.1965 until 7.1971

N0138174N138171• N0138171

 **00641**



Indicator lights and
dashboard instrument
lighting bulbs 12V (Per Pair)
Beetle, Karmann Ghia, Bus
until 7.1967, Type 3, Thing

N177222• N0177222

 **00678**



Indicator lights and
dashboard instrument
lighting bulbs 6V (Per Pair)
Beetle, Karmann Ghia, Bus
until 7.1967, Type 3

N177221• N0177221

 **20666**



Indicator lights, switches
and dashboard instrument
lighting bulbs 12V (Per Pair)
Type: T5, Base: W2, Color:
clear, voltsage: 12V, Power:
1.2 Watt

N0177512• N177512


 **04651**



Dash switch escutcheon nut
(each)
Beetle 8.1967 and later,
Karmann Ghia 8.1967 and
later, Bus 8.1967 and later,
Type 3 8.1967 and later, Thing

111941515D

 **01077**



Heater hose aluminum Ø 60 x
350-1000 mm
Bus with Type-4 engine
8.1971 and later right on
blower, Type 3 sport exhaust

 **03829**



Ceramic Fuses 16 AMP (10
pieces)
Beetle, Karmann Ghia, Type
3, Bus until 7.1985 (excluding
Carat), Thing

N171214• N0171214



Group 261 : Hot air blower / Stationary heater

73829



Ceramic Fuses 25 AMP (10 pieces)

Beetle gas heater until 7.1970, Type 3 auxiliary heater until 7.1969, Vanagon/T25 camper used for various applications, Multivan auxiliary heater

N0171215 • 111129929

00681



Ceramic Fuses 8 AMP (10 pieces)

Beetle, Karmann Ghia, Type 3, Thing, Bus until 7.1985 (excluding Carat)

N171211 • N0171211

71855



Coolant, petrol or throttle cable conduit connection hose
Type-3 as petrol hose, Vanagon/T25 as coolant or throttle cable conduit connection hose

443121107A

12682



Bulb socket indicator lights, switches and instrument lighting (Per Pair)

Beetle, Karmann Ghia, Bus 8.1967 and later, Type 3, Thing

141957397A

76184



Sticker Eberspächer fuel fill up warning

02018



Vacuum hose with a textile outside per meter
Inner diameter: 3.5mm, Outer diameter: 7.5mm, Working pressure: 7 bar, Bursting pressure: 30 bar

N203531 • N0203535 • N0202911

05681



Inline fuse holder including 8 AMP fuse

Beetle 1968 (VIN 118 963 240) and later, Karmann Ghia 8.1967 and later, Bus 8.1967 and later, Type 3 1968 (VIN 318 210 005) and later

111937091A



Transmission

Group 3



Group 300 : Gearbox

300 Gearbox

 00687



Reversing light switch or
blanking plug sealing ring
(each)
Beetle, Karmann Ghia, Bus
8.1967 until 12.1982 (except
Diesel engines), Type 3, Thing

N0138165• N138161

 01578



Stock starter bushing
Beetle 8.1966 and later,
Karmann Ghia 1965 (VIN 350
066) and later, Bus 8.1966
and later, Type 3 8.1966 and
later, Thing

113301155

 04822



Gearbox oil fill plug
Thread size: M24 x 1.5,
Wrench size: hex key 17mm

012301127F• 113301123A•
111301127B

301 Gearbox housing and mountings

 04492



Main shaft bearing thrust
plate
fully synchronized gearbox,
Beetle until 7.1972 and
1.1986 and later, Bus until
7.1967, Karmann Ghia until
7.1972, Type 3 until 7.1972,
Thing

 01471



Clutch cable mounting bracket
Beetle 1971 (VIN 112 2299 679) until
1974 (VIN 114 2663 259), Karmann
Ghia 1971 (VIN 142 2299 679) and
later, Type 3 1971 (VIN 312 2006 453)
and later, Thing 1971 (VIN 182 2124
590) until 1974 (VIN 184 2646 529)

113301165A

Group 301 : Gearbox housing and mountings

04826



Magnetic gearbox oil drain plug
Beetle export models 8.1960 and
later, standard models 1964 (VIN
115 247 527) and later, Karmann
Ghia 8.1960 and later, Bus 6.1959
until 7.1967, Type 3 all years,
Thing all years

113301141B

05415



Swing axle gearbox gasket kit
A-quality
Beetle 8.1960 and later,
Karmann Ghia 8.1960 and
later, Bus 6.1959 and later,
Type 3, Thing

113311131A• 111307113B• 111501139• 113301185A•
001301227• 085301227• N138161• 111501131•
111501131A• 111501133• 111501133A• 113301185•
113301191• 211301215• 001301215

01494



Gearshift housing bushing and seal kit
Beetle 1968 (VIN 119 314 500) until
12.1985, Karmann Ghia 1968 (VIN 149
314 500) and later, Bus 8.1967 until
7.1979, Vanagon/T25 with Type 4, Diesel
and Waterboxer engines until 7.1982,
Vanagon/T25 with CT/CZ engine all, Type 3
1968 (VIN 319 072 009) and later, Thing all

**001301209• 001301207•
001301227• 001301227C**

01506



Gearshift housing bushings (Per
Pair)
Beetle until 1968 (VIN 119 314
499), Karmann Ghia until 1968
(VIN 149 314 499), Bus until
7.1967, Type 3 until 1968 (VIN
319 072 007)

111301207

01433



Gearshift housing
Beetle until 7.1972 * +1.1986
and later, Karmann Ghia until
7.1972 *, Type 3 until 1971
(VIN 312 2006 453), Thing

**113301205G• 0803012051•
211301215**

03794



Shift rod seal
Beetle 1968 (119 314 500) until
12.1985, Karmann Ghia 1968 (149
314 500) and later, Bus 8.1967 until
7.1979, Vanagon/T25 aircooled until
7.1982 and Diesel engine until 9.1982,
Type 3 1968 (319 072 009) and later,
Thing all

**001301227• 085301227•
001301227C**

03693



Stock starter bushing
Beetle until 7.1966, Karmann
Ghia until 1965 (VIN 350 065),
Bus until 7.1966, Type 3 until
7.1966

111301155

01587



Starter converter bushing
Beetle 8.1966 and later,
Karmann Ghia 1965 (VIN 350
066) and later, Bus 8.1966
until 7.1967, Type 3 8.1966
and later

01593



Starter converter bushing
Beetle until 7.1966, Karmann
Ghia until 1965 (VIN 350 065),
Bus until 7.1966, Type 3 until
7.1966,



Group 301 : Gearbox housing and mountings

05416



IRS gearbox gasket kit
A-quality
Beetle, Karmann Ghia, Type 3,
Thing

113311113A• 111307113B• 001301227• 085301227•
113301185A• 001301215• 211301215• 113301191•
N0138165• 020409289B• 113301189A• 113301189F

01400



Urethane transmission/
engine mount kit
Beetle 8.1960 until 7.1972 and
1.1986 and later (for vehicles
with manual shift), Karmann
Ghia 8.1960 until 7.1972 (for
vehicles with manual shift),
Type 3 until 7.1967, Thing

01488



Gearbox support bolts (Per
Pair)
Beetle until 7.1972 and
1.1986 and later, Karmann
Ghia until 7.1972, Bus until
7.1967, Type 3, Thing

111301257

01489



Gearbox support spring
washers (Per Pair)
Beetle until 7.1972 and
1.1986 and later, Karmann
Ghia until 7.1972, Bus until
7.1967, Type 3, Thing

N122401• N0122401

01419



Transmission nose cone boot
Beetle 10.1952 and later,
Karmann Ghia, Type 3, Thing

111301289B

01481



Transmission/engine mount
rear (Per Pair)
Beetle until 7.1972 and
1.1986 and later, Karmann
Ghia until 7.1972, Bus until
7.1967, Type 3, Thing

1113301263• 111301263B

01480



Transmission/engine mount
front
Beetle with a full synchronized
gearbox 1961 (VIN 4 173 001)
until 7.1965, Karmann Ghia 1961
(VIN 4 173 001) until 7.1965, Type
3 until 7.1965

311301265• 311301265A

01485



Transmission mount front side
Beetle 8.1965 until 7.1972 and
1.1986 and later (for vehicles
with manual shift), Karmann Ghia
8.1965 until 7.1972 (for vehicles
with manual shift), Type 3 8.1965
until 7.1967, Thing

311301265B• 311301265C

05419



Transmission mount bushing
Beetle 1961 (VIN 4 173 001)
until 7.1965, Karmann Ghia
1961 (VIN 4 173 001) until
7.1965, Type 3 until 7.1965

311301343

Group 301 : Gearbox housing and mountings

01487



Heavy duty urethane transmission/engine mount rear (Per Pair)
Beetle until 7.1972 and 1.1986 and later, Karmann Ghia until 7.1972, Bus until 7.1967, Type 3, Thing

01486



Heavy duty urethane transmission/engine mount front side
Beetle 8.1960 until 7.1972 and 1.1986 and later (for vehicles with manual shift), Karmann Ghia 8.1960 until 7.1972 (for vehicles with manual shift), Type 3 until 7.1967, Thing

01404



Heavy duty gearbox support Beetle until 7.1972 and 1.1986 and later, Karmann Ghia until 7.1972, Bus until 7.1967, Type 3, Thing

311

Gears and Axles since 1960

01437



Seal ring side cover gearbox (Per Pair)
Beetle/Karmann Ghia 3.1965 and later, Bus 3.1965 until 7.1967, Type 3 3.1965 and later, Thing

113301185A

03809



Main drive shaft ball bearing Beetle 8.1960 until 1972, Karmann Ghia 8.1960 until 1972, Bus 8.1959 until 7.1967, Type 3, Thing until 1976

113311123A


03810



Main drive shaft needle bearing Beetle 8.1960 until 7.1969, Karmann Ghia 8.1960 until 7.1969, Bus 8.1959 until 1968 (219 020 134), Type 3 until 7.1969

113311125• 001311125

01415



Gasket set for a fully synchronized gearbox B-quality Beetle 8.1960 and later, Karmann Ghia 8.1960 and later, Bus 6.1959 until 7.1967, Type 3, Thing

111398005A

05415



Swing axle gearbox gasket kit A-quality Beetle 8.1960 and later, Karmann Ghia 8.1960 and later, Bus 6.1959 and later, Type 3, Thing

113311113A• 111307113B• 111501139• 113301185A• 001301227• 085301227• N138161• 111501131• 111501131A• 111501133• 111501133A• 113301185• 113301191• 211301215• 001301215



Group 311 : Gears and Axles since 1960

 04705



Pinion shaft double tapered roller bearing
Beetle with a manual gearbox 8.1960 until 7.1969, Karmann Ghia with a manual gearbox 8.1960 until 7.1969, Bus 6.1959 until 7.1967, Type 3 until 7.1969

113311219A

 03811



Pinion bearing tensioning nut
Beetle Automatic 1967 (VIN 118 071 440) and later, manual transmission 8.1969 and later, Karmann Ghia Automatic 1967 (VIN 148 071 440) and later, manual transmission 8.1969 and later, Bus 1968 (VIN 219 020 135) and later, Vanagon/T25 rear: all models and years, front: Syncro, Type 3 8.1969 and later, Thing all years

002311223A

 01434



Swing axle tube packing (Per Pair)
Beetle 8.1958 and later, Karmann Ghia 8.1958 and later, Bus, Type 3, Thing

113301111

 01416



Main drive shaft oil seal
Beetle 8.1960 and later, Karmann Ghia 8.1960 and later, Bus 6.1959 and later, Type 3, Thing 8.1970 and later

113311113A • 111307113B

 21370



Steering column and gearbox shaft woodruff key (each)
Beetle and Karmann Ghia gearbox shaft, Bus until 7.1967 steering column and gearbox shaft, 8.1967 until 12.1971 gearbox shaft, Type 3 gearbox shaft, Thing gearbox shaft

N127071 • 113311321

 01423



Synchronmesh ring for third and fourth gear (each)
Beetle 1961 (VIN 4 274 401) and later, Karmann Ghia 1961 (VIN 4 274 401) and later, Bus 8.1967 until 7.1975, Type 3, Thing

113311295D

 01422



Synchronmesh ring for first and second gear (each)
Beetle, Karmann Ghia, Bus 8.1967 until 7.1975, Type 3, Thing

113311269B

 05416



IRS gearbox gasket kit
A-quality
Beetle, Karmann Ghia, Type 3, Thing

113311113A • 111307113B • 001301227 • 085301227 • 113301185A • 001301215 • 211301215 • 113301191 • N0138165 • 020409289B • 113301189A • 113301189F



Front axle, Steering

Group 4



Group 401 : Front axle

401 Front axle

 03133



Locknut M12 x 1.5 (4 pieces)
Beetle/Karmann Ghia /Thing
6.1968 and later tie rods
8.1965 and later ball joints,
Bus/Type 3 8.1967 and later
tie rod

 03375



Lower frontbeam bearing (each)
Beetle VW1200, VW1300 and
VW1500 8.1965 and later,
Karmann Ghia 8.1965 and later,
Type 3 1962 (VIN 127 588) and
later, Thing

311401301C

 04396



Straight M6 grease nipples (4 pieces)
Beetle: tierods and pedal assembly,
Karmann Ghia: tierods and pedal
assembly, Bus until 7.1979: front
axle, tierods and ball joints,
Vanagon/T25: automatic step, Type
3: front axle and ball joints

N0185151 • N185151 • N185011

 05378



Torsion leaf spring grub
screw locknuts (3 pieces)
Beetle except 1302 and 1303,
Karmann Ghia, Bus until
7.1979, Type 3, Thing

111411155

 05379



Torsion leaf spring grub
screws (3 pieces)
Beetle except 1302 and 1303,
Karmann Ghia, Bus until
7.1979, Type 3, Thing

111411151

 34392



Front axle grease nipples 45°
M6 (Per Pair)
Type 3

N185231

Group 405 : Front suspension, front brake drum

405

Front suspension, front brake drum

 31398



Upper ball joint upper (each)
Type 3 1963 (VIN 273 514)
and later

311405361B

 01408



Nut M18 x 1.5 (Per Pair)
Right front wheel bearing Beetle until
7.1965, Karmann Ghia until 7.1965,
Steering wheel Beetle export models
8.1959 until 1973, Beetle VW 1200 8.1966
until 1973, Karmann Ghia 8.1959 until
1973, Bus 8.1967 until 1974, Type 3, Thing
until 1.1974, Ball joints Type 3 until 1963,
Tie rod Bus until 7.1967

111405672• N111653

 02477



Grease cap left
Beetle 8.1965 and later,
Karmann Ghia 8.1965 and
later, Type 3 8.1965 and later,
Thing

111405691B• 131405691

 02476



Grease cap right
Beetle 8.1965 and later,
Karmann Ghia 8.1965 and
later, Type 3 8.1965 and later,
Thing

111405692B

 31399



Lower ball joint (each)
Type 3 1963 (VIN 273 514)
and later

311405371C

 04396



Straight M6 grease nipples (4 pieces)
Beetle: tierods and pedal assembly,
Karmann Ghia: tierods and pedal
assembly, Bus until 7.1979: front
axle, tierods and ball joints,
Vanagon/T25: automatic step, Type
3: front axle and ball joints

N0185151• N185151• N185011

 01294



Brake disc with Porsche PCD
front (each)
Beetle until 9.1992, Karmann
Ghia, Type 3 until 7.1971

 01282



Brake disc front side (each)
Beetle until 9.1992, Karmann
Ghia, Type 3 until 7.1971



Group 405 : Front suspension, front brake drum

 05270



Brake disc front side (each)
Beetle 8.1966 until 7.1972,
Karmann Ghia 8.1966 until
7.1972, Type 3 8.1965 until
7.1971

311405583A

 04282



Brake disc front side not
drilled (each)
Beetle until 9.1992, Karmann
Ghia, Type 3 until 7.1971

 04407



Front wheel bearing, steering wheel or
gearbox nut M16x1.5 (each)
steering wheel Beetle 1973 and later, Karmann
Ghia 1973 and later, Thing 2.1974 and later, Bus
until 7.1967 and 1974 and later, front wheel
bearing right Type 3 until 7.1965, synchro
gearbox Beetle 10.1952 until 7.1960, Karmann
Ghia until 7.1960, Bus 4.1953 until 6.1959,
Automatic gearbox Bus 8.1975 and later

N01116415• N1116415•
N0111642• N111642• 113309153

 04367



Inner front wheel bearing (each)
Beetle 8.1965 until 1968 (VIN
118 857 239), Karmann Ghia
8.1965 until 1968 (VIN 148 857
239), Type 3 until 1968 (VIN 318
189 212)

311405625

 04370



Inner front wheel bearing (each)
Beetle 1968 (VIN 118 857 240)
and later, Karmann Ghia 1968
(VIN 148 857 240) and later,
Type 3 1968 (VIN 318 189 213)
and later, Thing

311405625E

 04368



Outer front wheel bearing
(each)
Beetle 8.1965 and later,
Karmann Ghia 8.1965 and
later, Type 3, Thing

311405645

 01360



Front bearing thrust washers
(Per Pair)
Beetle 8.1965 and later,
Karmann Ghia 8.1965 and
later, Type 3, Thing

311405661

 04371



Front wheel bearing seal
(each)
Beetle/Karmann Ghia 8.1965
until 1968 discbrakes, Type
3 1964 until 1968 drum and
discbrakes

311405641A

 04373



Front wheel bearing seal for
disc brakes (each)
Beetle 1968 and later,
Karmann Ghia 1968 and later,
Type 3 1968 and later

311405641B• 321501641•
357501641B

Group 405 : Front suspension, front brake drum

 03295



Front wheel bearing clamp nut left
Beetle 8.1965 and later,
Karmann Ghia 8.1965 and later,
Type 3 8.1965 and later,
Thing

131405669

 04295



Front wheel bearing clamp nut right
Beetle 8.1965 and later,
Karmann Ghia 8.1965 and later,
Type 3 8.1965 and later,
Thing

131405670

 04363



Front wheel bearing kit one side
Beetle/Karmann Ghia 8.1965 until 1968 discbrakes, Type 3 1964 until 1968 drum and disc brakes

311405625• 311405645•
311405641A

 04362



Front wheel bearing kit for disc brakes one side
Beetle 1968 and later,
Karmann Ghia 1968 and later,
Type 3 1968 and later

311405645• 311405625E•
311405641B

 01294



Brake disc with Porsche PCD front (each)
Beetle until 9.1992, Karmann Ghia, Type 3 until 7.1971

 01282



Brake disc front side (each)
Beetle until 9.1992, Karmann Ghia, Type 3 until 7.1971

407
Front wheel hub,
brake disc and
wishbone



Group 407 : Front wheel hub, brake disc and wishbone

 05270



Brake disc front side (each)
Beetle 8.1966 until 7.1972,
Karmann Ghia 8.1966 until
7.1972, Type 3 8.1965 until
7.1971

311405583A

 04282



Brake disc front side not
drilled (each)
Beetle until 9.1992, Karmann
Ghia, Type 3 until 7.1971

 04370



Inner front wheel bearing (each)
Beetle 1968 (VIN 118 857 240)
and later, Karmann Ghia 1968
(VIN 148 857 240) and later,
Type 3 1968 (VIN 318 189 213)
and later, Thing

311405625E

 04368



Outer front wheel bearing
(each)
Beetle 8.1965 and later,
Karmann Ghia 8.1965 and
later, Type 3, Thing

311405645

 01360



Front bearing thrust washers
(Per Pair)
Beetle 8.1965 and later,
Karmann Ghia 8.1965 and
later, Type 3, Thing

311405661

 04373



Front wheel bearing seal for
disc brakes (each)
Beetle 1968 and later,
Karmann Ghia 1968 and later,
Type 3 1968 and later

311405641B • 321501641 •
357501641B

 03295



Front wheel bearing clamp
nut left
Beetle 8.1965 and later,
Karmann Ghia 8.1965 and
later, Type 3 8.1965 and later,
Thing

131405669

 04295



Front wheel bearing clamp
nut right
Beetle 8.1965 and later,
Karmann Ghia 8.1965 and
later, Type 3 8.1965 and later,
Thing

131405670

Group 413 : Shock absorbers

413

Shock absorbers

05306



Front shock absorber upper bolts
(Per Pair)

Beetle 1957 (VIN 1-117 054) until 7.1962, Karmann Ghia 1957 (VIN 1-117 054) until 7.1962, Bus until 7.1962, Type 3 until 1962 (VIN 64 915)

111413401A

03309



Monotube gas-charged shock absorber (each)
Beetle/Karmann Ghia 10.1952 until 7.1965 front, Bus until 7.1979 front, Type 3 front

31300



Oil filled shock absorber front
(each)
Type 3

**311413031G• 311413031E•
311413031F• 311413031L**

01356



Lowered oil shock absorbers
(Per Pair)

Beetle/Karmann Ghia 1952 and later rear, Beetle/Karmann Ghia 1952 until 7.1965 front, Bus until 7.1967 rear, Bus until 7.1979 front

04310



Shock absorber and equalizer torsion bar bushings (Per Pair)

Shock absorbers Beetle front and rear, Karmann Ghia front and rear, Bus until 7.1967 front and rear, 8.1967 until 7.1979 rear, Type 3 front and rear, Thing rear, Equalizer torsion bar Beetle 1968 and later, Karmann Ghia 1968 and later, Thing

211513371• 111413371A

04459

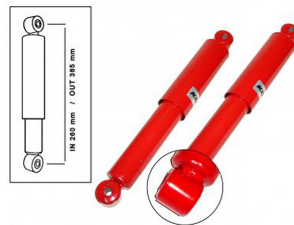


Shock absorber and equalizer torsion bar bushings (Per Pair)

Shock absorbers Beetle, Karmann Ghia, Bus front until 7.1969, rear until 7.1979, Type 3, Thing rear, Lever shock absorbers Beetle, Karmann Ghia, Bus, Equalizer torsion bar Beetle 1968 (VIN 119 381 001) and later, Karmann Ghia 1968 (VIN 149 381 001) and later, Thing

**111413381• 111413381A•
111413381B**

03901



Shock absorber adjustable
(Per Pair)

Beetle/Karmann Ghia 10.1952 until 7.1965 front, Bus until 7.1967 front, Type 3 front

01375



Coil-over shock absorbers (Per Pair)

Beetle 10.1952 until 7.1965 front, 10.1952 and later rear, Karmann Ghia until 7.1965 front, all years rear, Bus until 7.1967 rear, until 7.1979 front, Type 3 all years front and rear, Thing all years rear



Group 413 : Shock absorbers

01306



Twin-tube gas-charged shock absorber (low) (each)
Beetle/Karmann Ghia 52 and later rear, Beetle/Karmann Ghia 52 until 7.1965 front, Bus until 67 rear, Bus until 79 front, Type 3 front/rear, Thing rear

01303



Twin-tube gas-charged shock absorber (each)
Beetle/Karmann Ghia 1952 and later rear, Beetle/Karmann Ghia 1952 until 7.1965 front, Bus until 7.1967 rear, Bus until 7.1979 front, Type 3 front and rear, Thing rear

113513031M


415 Steering

02748



Aluminum push horn for Nardi design steering wheel
Beetle, Karmann Ghia, Bus until 7.1979, Type 3

09726



Banjo steering wheel ivory
Diameter: 40 cm

09742



Banjo steering wheel black
Diameter: 40 cm

09728



Banjo steering wheel hub
Beetle export models, VW1300, VW1500, 1302 and 1303 8.1959 until 1973 (114 2353 464), standard models and VW1200 8.1966 until 1973 (114 2353 464), Karmann Ghia 8.1959 until 1973 (144 2353 464), Type 3, Thing until 1.1974

01338



Bushing for steering damper, tie rod or drop arm (Per Pair)
Steering damper Beetle, Karmann Ghia, Bus until 7.1979, Type 3, Thing, Drop arm Beetle 1302 and 1303 until 7.1974, Type 3, Tie rod Beetle VW 1200, VW 1300 and VW 1500, Karmann Ghia, Thing

113425117 • 113415907C • 211415909 • 211415907C

Group 415 : Steering

09771



Classic wooden steering wheel Ø 380 mm (23 mm grip)
Beetle, Karmann Ghia, Type 3, Thing

02714



Horn button with a gold-colored emblem
Beetle sedan 8.1959 until 7.1971 and convertible 8.1959 until 7.1970, Karmann Ghia 8.1959 until 7.1971, Type 3 until 7.1971

113415669B

02715



Horn button with a silver-colored emblem
Beetle sedan 8.1959 until 7.1971 and convertible 8.1959 until 7.1970, Karmann Ghia 8.1959 until 7.1971, Type 3 until 7.1971

113415669B

02716



Horn button with clock
Beetle sedan 8.1959 until 7.1971 and convertible 8.1959 until 7.1970, Karmann Ghia 8.1959 until 7.1971, Type 3 until 7.1971

02709



Horn button mounting clip (each)
Beetle 8.1971 and later, Karmann Ghia 8.1971 and later, Type 3 8.1971 and later, Thing 3.1973 and later

113415779

02730



Custom steering wheel 3 spoke
Diameter: 25.4 cm, Depth: 140mm, use boss kit #2740 or #2742

02731



Custom steering wheel 3 spoke
Diameter: 31.8 cm, Depth: 80mm, use boss kit #2740 or #2742

02733



Custom steering wheel 3 spoke
Diameter: 37.5 cm, Depth: 108mm, use boss kit #2740 or #2742

02734



Custom steering wheel 3 spoke
Diameter: 34.3 cm, Depth: 89mm, use boss kit #2740 or #2742



Group 415 : Steering

02742



Custom steering wheel hub
Beetle export models, VW1300,
VW1500, 1302 and 1303 8.1959
until 1973 (114 2353 464),
standard models and VW1200
8.1966 until 1973 (114 2353
464), Karmann Ghia 8.1959 until
1973 (144 2353 464), Type 3,
Thing until 1.1974

09766



GT and Classic steering wheel hub
Beetle export models, VW1300,
VW1500, 1302 and 1303 8.1959
until 1973 (114 2353 464),
standard models and VW1200
8.1966 until 1973 (114 2353 464),
Karmann Ghia 8.1959 until 1973
(144 2353 464), Type 3, Thing until
1.1974

09770



Wooden GT steering wheel Ø
380 mm (23 mm grip)
Beetle, Karmann Ghia, Type 3,
Thing

03135



Castle nuts (4 pieces)
Tie rod Beetle 1968 (VIN 118 857
240) and later, Karmann Ghia
1968 (VIN 148 857 240) and later,
Bus 8.1967 and later, Type 3
8.1967 and later, Thing, Sway bar
Beetle 1302 and 1303

N112122• N0112122

01408



Nut M18 x 1.5 (Per Pair)
Right front wheel bearing Beetle until
7.1965, Karmann Ghia until 7.1965,
Steering wheel Beetle export models
8.1959 until 1973, Beetle VW 1200 8.1966
until 1973, Karmann Ghia 8.1959 until
1973, Bus 8.1967 until 1974, Type 3, Thing
until 1.1974, Ball joints Type 3 until 1963,
Tie rod Bus until 7.1967

111405672• N111653

03133



Locknut M12 x 1.5 (4 pieces)
Beetle/Karmann Ghia /Thing
6.1968 and later tie rods
8.1965 and later ball joints,
Bus/Type 3 8.1967 and later
tie rod

02749



Nardi design wooden
steering wheel
Beetle, Karmann Ghia, Bus
until 7.1979, Type 3

02747



Nardi design steering wheel hub
Beetle export models, VW1300,
VW1500, 1302 and 1303 8.1959
until 1973 (114 2353 464),
standard models and VW1200
8.1966 until 1973 (114 2353
464), Karmann Ghia 8.1959 until
1973 (144 2353 464), Type 3,
Thing until 1.1974

04381



Drop arm bolt
Beetle (except 1302 and
1303) 10.1952 and later,
Karmann Ghia, Bus until
7.1965, Type 3, Thing

**211415747A• 221415747A•
111415381A**

Group 415 : Steering

04379



Drop arm bolt lock plate
Beetle (except 1302 and 1303), Karmann Ghia, Type 3, Thing

111415385

02707



Turn signal switch cancel ring with slip ring
Beetle 8.1970 and later, Karmann Ghia 8.1970 and later, Bus 1974 (VIN 214 2164 060) until 7.1979, Type 3 8.1970 and later, Thing 8.1971 and later

113415660A • 311415660

02703



Turn signal switch cancel ring without slip ring
Beetle 8.1967 until 7.1970, Karmann Ghia 8.1967 until 7.1970, Type 3 8.1967 until 7.1970, Thing until 7.1971

113415661C

03121



Tie rod assembly right
Beetle LHD with sector type steering until 7.1965, Type 3 LHD until 7.1967

311415802

07419



Tie rod tapered ring (each)
Beetle, Karmann Ghia, Type 3 until 1972 (VIN 313 2081 368), Thing

141415855A

04320



Tie rod end A-quality
Beetle 1968 (VIN 118 857 240) and later, Karmann Ghia 1968 (VIN 148 857 240) and later, Bus 8.1967 until 7.1979, Type 3 8.1967 and later, Thing

311415811C

04321



Tie rod end A-quality
Beetle 1968 (VIN 118 857 240) and later, Karmann Ghia 1968 (VIN 148 857 240) and later, Bus 8.1967 until 7.1979, Type 3 8.1967 and later, Thing

311415812C

04323



Tie rod end A-quality
Beetle until 1968 (VIN 118 857 239), Karmann Ghia until 1968 (VIN 148 857 239), Bus 4.1955 until 7.1967, Type 3 until 7.1967

131415811

01320



Tie rod end B-quality
Beetle 1968 (VIN 118 857 240) and later, Karmann Ghia 1968 (VIN 148 857 240) and later, Bus 8.1967 until 7.1979, Type 3 8.1967 and later, Thing

311415811C



Group 415 : Steering

 01321



Tie rod end B-quality
Beetle 1968 (VIN 118 857 240) and later, Karmann Ghia 1968 (VIN 148 857 240) and later, Bus 8.1967 until 7.1979, Type 3 8.1967 and later, Thing

311415812C

 01323



Tie rod end B-quality
Beetle until 1968 (VIN 118 857 239), Karmann Ghia until 1968 (VIN 148 857 239), Bus 4.1955 until 7.1967, Type 3 until 7.1967

131415811

 04339



Tie rod clamp bracket (each)
Beetle, Karmann Ghia, Bus until 7.1979, Type 3, Thing

111415841A• N101711• N0101711• N120082• N110182• N0110184• N120091

 07415



Tie rod lock nut (each)
Beetle, Karmann Ghia, Type 3, Thing

N111632• N0111136

 04324



Tie rod end outer side A-quality
Beetle until 1968 (VIN 118 857 239), Karmann Ghia until 1968 (VIN 148 857 239), Bus 4.1955 until 7.1967, Type 3 until 7.1967

131415812

 01324



Tie rod end outer side B-quality
Beetle until 1968 (VIN 118 857 239), Karmann Ghia until 1968 (VIN 148 857 239), Bus 4.1955 until 7.1967, Type 3 until 7.1967

131415812

 04338



Tie rod clamp bracket bolts
(Per Pair)
Beetle 8.1965 and later, Karmann Ghia 8.1965 and later, Bus until 7.1979, Type 3, Thing

N101711• N0101711

 03134



Tie rod castle nuts (4 pieces)
Beetle until 1968 (VIN 118 857 239), Karmann Ghia until 1968 (VIN 148 857 239), Bus until 7.1967, Type 3 until 7.1967

N112101• N0112101

 04334



Tie rod end lock plate (each)
Beetle until 7.1965, Karmann Ghia until 7.1965, Type 3

141415851B

Group 415 : Steering


01348



Tie rod boot (each)
Beetle 1960 (VIN 2 921 552)
and later, Karmann Ghia (VIN
2 921 552) and later, Bus
8.1960 and later, Type 3 all
years, Thing all years

113415835 • 111415837 •
113415837 • 311405387A

02791



Stock steering wheel ivory
complete
Beetle 8.1959 until 7.1971,
Karmann Ghia 8.1959 until
7.1971, Type 3 until 7.1971

02792



Stock steering wheel silver
beige
Beetle 8.1959 until 7.1971,
Karmann Ghia 8.1959 until
7.1971, Type 3 until 7.1971

02790



Stock steering wheel black
complete
Beetle 8.1959 until 7.1971,
Karmann Ghia 8.1959 until
7.1971, Type 3 until 7.1971

31310



Steering damper
Type 3

01368



Steering box
Beetle Sedan export models 1961 (4
236 757) until 7.1965, VW 1200, VW
1300 and VW 1500 8.1965 and later,
Convertible 1961 (VIN 3 933 185) until
7/1970, Karmann Ghia 1961 (VIN 4
236 757) and later, Type 3 all, Thing all

311425021

113415061

05367



Steering box seal output shaft
Beetle with roller type steering
(except 1302 and 1303) 1961
(VIN 3 933 185) and later,
Karmann Ghia 1961 (VIN 3 933
185) and later, Type 3, Thing

N149051 • 311415297


04382



Steering box mounting
bracket lock plates (Per Pair)
Beetle, Karmann Ghia, Type 3,
Thing

111415159

05366



Steering box gasket
Beetle with roller type steering
(except 1302 and 1303) 1961
(VIN 3 933 185) and later,
Karmann Ghia 1961 (VIN 3 933
185) and later, Type 3, Thing

311415135 • 311415135A



Group 415 : Steering

 05369



Steering box worm gear seal
Beetle with roller type steering
(except 1302 and 1303) 1961
(VIN 3 933 185) and later,
Karmann Ghia 1961 (VIN 3 933
185) and later, Type 3, Thing

311415277

 05368



Steering box cover plug (each)
Beetle with roller type
steering, Karmann Ghia with
roller type steering, Type 3
1964 (VIN 315 079 951) and
later, Thing

311415133

 03369



Steering coupling disc
Beetle VW 1200, VW 1300
and VW 1500, Karmann Ghia,
Type 3, Thing

111415417

 03469



Steering column bearing
Beetle 8.1970 and later,
Karmann Ghia 8.1970 and
later, Type 3 8.1970 and later,
Thing 1.1971 and later

111953559C • 111953559A

 03470



Steering column bearing kit
Beetle 8.1967 until 7.1970,
Karmann Ghia 8.1967 until
7.1970, Type 3 8.1967 until
7.1970, Thing until 12.1970

111953559 • 111953559D •
111953561 • 111953562 • 111953535D

 04374



Steering shaft flanges (upper
and lower) chrome
Beetle 1200-1300-1500,
Karmann Ghia, Type 3, Thing

131415413 • 111415409

 03468



Steering shaft flange and shift rod
spring clamping bracket
Beetle Steering shaft (except 1302
and 1303), Shift rod for automatic
transmission, Karmann Ghia Steering
shaft, Shift rod for automatic
transmission, Type 3 Steering shaft,
Thing Steering shaft

111415539

 03132



Self-locking hex nuts M10 x
1.0 (4 pieces)

N0221442

Group 501 : Rear axle, rear brake drum



Rear axle, Differential

Group 5



Group 501 : Rear axle, rear brake drum

501

Rear axle, rear brake drum

03478



Drive axle (IRS) complete (each)
Beetle manual/Automatic, Karmann Ghia manual/Automatic, Type 3 only manual transmission

113501201D

03480



Drive axle (IRS) XZN bolts (6 pieces)
Beetle, Karmann Ghia, Bus, Type 3, Vanagon/T25

113501229A

03479



Drive axle lock plates for vehicles with IRS (3 pieces)
Beetle, Karmann Ghia, Type 3

113501329

01468



Split axle boots A-quality (each)
all the models with swing axle

111598021A

01469



Split axle boots B-quality (Per Pair)
all the models with swing axle

111598021A

01461



Split axle boots copolymer blue (Per Pair)
all aircooled cars with swing axle

01460



Split axle boots copolymer yellow (Per Pair)
all aircooled cars with swing axle

01462



Split axle boots copolymer red (Per Pair)
all aircooled cars with swing axle

Group 501 : Rear axle, rear brake drum

01464



Split axle boots copolymer black (Per Pair)
all aircooled cars with swing axle

01467



CV boot with assembly items and grease (each)
Beetle, Karmann Ghia, Type 3

01474



CV boot without assembly items (4 pieces)
Beetle, Karmann Ghia, Type 3

113501149• 113501229A•
113517279• 113501327• 113501159

113501149

01463



Axle boot mounting kit (for 8 boots)
all aircooled cars with swing axle

01465



Solid axle boot (each)
all the models with swing axle

21454



Rear suspension rubber bump stop (each)
Bus 10.1964 until 7.1979,
Type 3 squareback until 7.1966, Thing until 2.1973

N140799• N140799• N1401591

111501151

211501191

01453



Rear suspension rubber bump stops (Per Pair)
Beetle 8.1959 and later, Karmann Ghia 8.1959 and later, Type 3 Notchback and Fastback until 7.1968, Squareback 8.1966 until 7.1968 and 8.1968 and later when equipped with a heavy duty equalizer spring (M 263)

01449



Rear axle castle nuts (Per Pair)
Beetle 8.1966 and later, Karmann Ghia 8.1966 and later, Bus until 7.1963 (only models with a 1500cc engine), Type 3, Thing

01470



Rear axle bearing caps chrome IRS (Per Pair)
Beetle IRS, Karmann Ghia IRS, Type 3 IRS, Thing IRS

311501191

311501221

113501311



Group 501 : Rear axle, rear brake drum

04418



Rear wheel bearing spacer kit (6-part)
Beetle with IRS, Karmann Ghia with IRS, Type 3 with IRS, Thing with IRS

113501305• 113501243

04419



Rear wheel bearing inner spacer (each)
Beetle with swing axle, Karmann Ghia with swing axle, Bus until 7.1963, Type 3 with swing axle, Thing with swing axle

111501281A

04426



Rear wheel bearing outer spacer (each)
Beetle with swing axle, Karmann Ghia with swing axle, Bus until 7.1963, Type 3 with swing axle, Thing with swing axle

111501303A• 111501303B• 1135013031

04342



Rear axle bearing cap seal for vehicles with IRS (each)
Beetle, Karmann Ghia, Type 3, Thing

113501291B

01411



Rear axle nut cotter pin (each)
Beetle, Karmann Ghia, Bus until 7.1963, Type 3, Thing

N125451• N0125451

04385



Inner rear wheel bearing for vehicles with IRS (each)
Beetle, Karmann Ghia, Type 3, Thing

113501283

04386



Outer rear wheel bearing for vehicles with IRS (each)
Beetle, Karmann Ghia, Type 3, Thing

113501277A

04375



Rear wheel bearing seal (each)
Beetle, Karmann Ghia, Bus until 7.1967, Type 3, Thing

113501315• 113501315H• 111501315• 113501315F• 113501315G

04380



Rear wheel bearing for vehicles with a swing axle
Beetle, Karmann Ghia, Bus rear axle and reduction box inner bearing, Type 3, Thing rear axle and reduction box inner bearing

311501283

Group 501 : Rear axle, rear brake drum

01440



Rear wheel bearing kit for vehicles with IRS (one side)
Beetle, Karmann Ghia, Type 3, Thing

113501315• 113501283• 113501277A•
113• 501• 291B• N125451

01497



Stub axle (each)
Beetle with IRS axle, Karmann Ghia with IRS axle, Type 3 with IRS axle

113501231

05305



Bolt M12 x 1.5 x 80 mm (Per Pair)
Beetle/Karmann Ghia until 9.1952 and 1959 and later rear shocks, Type 3 1963 and later rear shocks and stabilizer

361501569


05497



Chromoly conversion stub axle (each)
Beetle/Karmann Ghia/Type 3 conversion to Bus CV joint

111501139

01436



O-ring gearbox side covers (pair)
Swing axle, Beetle/Karmann Ghia, Bus, Type 3, Thing

111501139

04455



Pivot bolt for vehicles with IRS (each)
Beetle, Karmann Ghia, Type 3, Thing

113501535A

03086



Curved M8 spring washers (10 pieces)
Inner diameter: 8.1mm, Outer diameter: 22mm, Thickness: 1mm, Material: black galvanized steel

131821150

01466



CV joint (each)
Beetle IRS, Karmann Ghia IRS, Type 3 IRS

113501331

05478



Swing Axle drive shaft (each)
Beetle VW 1300 and VW 1500 8.1966 and later, Beetle VW 1200 8.1967 and later, Karmann Ghia 8.1966 and later, Type 3 alle models 1962 (VIN 76 300) until 7.1968, Type 3 Variant 8.1968 and later (M263), Length: 721mm

311501201D



Group 501 : Rear axle, rear brake drum

04341



Swing axle rear wheel bearing kit A-quality complete kit (per side)
Beetle, Karmann Ghia, Type 3

311501283• 311598051

01441



Swing axle rear wheel bearing kit B-quality basic kit (per side)
Beetle, Karmann Ghia, Type 3

311501283• 111598051A•
111501286

01435



Swing axle adjusting gaskets 0.20 mm (Per Pair)
Swing axle, Beetle/Karmann Ghia, Bus, Type 3, Thing

111501133A

01426



Swing axle gasket kit A-quality complete kit one side
Beetle, Karmann Ghia, Type 3

311598051• 111501286• 111501291A•
111501296• 111501303B• 111501315•
211501315• 211501321• N125451

01410



Swing axle gasket kit B-quality basic kit one side
Beetle, Karmann Ghia, Bus until 7.1967, Type 3, Thing

111598051A• 111501286

05415



Swing axle gearbox gasket kit A-quality
Beetle 8.1960 and later, Karmann Ghia 8.1960 and later, Bus 6.1959 and later, Type 3, Thing

113311113A• 111307113B• 111501139• 113301185A•
001301227• 085301227• N138161• 111501131•
111501131A• 111501133• 111501133A• 113301185•
113301191• 211301215• 001301215

31282



Brake drum rear (each)
Type 3 8.1965 and later

311501615F

01458



Stock trailing arm pivot bushings for vehicles with IRS (Per Pair)
Beetle, Karmann Ghia, Type 3, Thing

113501541C• 113501541B

01447



Bump stop bracket left
Beetle 8.1964 and later swing axle, Karmann Ghia 8.1964 and later swing axle, Type 3 swing axle

131501189A

Group 501 : Rear axle, rear brake drum

01448



Bump stop bracket right
Beetle 8.1964 and later swing
axle, Karmann Ghia 8.1964
and later swing axle, Type 3
swing axle

131501190A

04458



IRS suspension arm distance
washer (each)
Beetle, Karmann Ghia, Type 3,
Thing

113501533

06453



Urethane rear suspension bump
stops (Per Pair)
Beetle 8.1959 and later, Karmann
Ghia 8.1959 and later, Type 3
Notchback and Fastback until
7.1968, Squareback 8.1966 until
7.1968 and 8.1968 and later
when equipped with a heavy
duty equalizer spring (M 263)

01454



Urethane trailing arm pivot
bushings for vehicles with IRS
(Per Pair)
Beetle, Karmann Ghia, Type 3,
Thing

31445



Rear wheel hub (4 x 130 mm)
(each)
Type 3 8.1965 and later

311501581

71427



Final drive flange seal
automatic transmission (Per
Pair)
Bus, Type 3

016409399B• 003507269A

507

Rear axle housing,
oil cooler
automatic



Group 511 : Springs

511 Springs

04406



Spring plate caps (Per Pair)
Beetle with IRS axle 1970 (VIN 111 2424 622) and later, Karmann Ghia with IRS axle 1970 (VIN 141 2424 622) and later, Type 3 until 7.1968 with a manual transmission *, 8.1968 and later with automatic transmission, Thing, all years

113511227B • 311511219

01450



Urethane torsion bar bushings (Per Pair)

Beetle 8.1959 and later inside, Karmann Ghia 8.1959 and later inside, Type 3 until 7.1968 with original torsion bar covers inside and outside, Type 3 8.1968 and later inside, Thing inside, also for the adjustable spring plates #4431 and #4432 outside

04435



Urethane torsion bar bushings inside (Per Pair) only for adjustable spring plates: #4429, #4431, #4432 and #4433

01429



Urethane torsion bar bushings outside (Per Pair)
Beetle with IRS, Karmann Ghia with IRS, Type 3 8.1968 and later, Thing, also for the adjustable spring plates #4429 and #4433

04444



Spring plate bushing A-quality (each) left inner and right outer side for Beetle 8.1959 until 7.1968, Karmann Ghia 8.1959 until 7.1968, Type 3 8.1959 until 7.1968, left inner side for Beetle 8.1968 and later, Karmann Ghia 8.1968 and later, Type 3 8.1968 and later, Thing

311511246

04445



Spring plate bushing A-quality (each) Right inner and left outer side for Beetle 8.1959 until 7.1968, Karmann Ghia 8.1959 until 7.1968, Type 3 8.1959 until 7.1968, Right inner side for Beetle 8.1968 and later, Karmann Ghia 8.1968 and later, Type 3 8.1968 and later, Thing

311511245

04446



Spring plate bushing A-quality (each)
Right and left outer side for Beetle 8.1968 and later, Karmann Ghia 8.1968 and later, Type 3 8.1968 and later, Thing

111511245E

01444



Spring plate bushing B-quality (each) left inner and right outer side for Beetle 8.1959 until 7.1968, Karmann Ghia 8.1959 until 7.1968, Type 3 8.1959 until 7.1968, left inner side for Beetle 8.1968 and later, Karmann Ghia 8.1968 and later, Type 3 8.1968 and later, Thing

311511246

Group 511 : Springs

01445



Spring plate bushing B-quality (each)
Right inner and left outer side for Beetle 8.1959 until 7.1968, Karmann Ghia 8.1959 until 7.1968, Type 3 8.1959 until 7.1968, Right inner side for Beetle 8.1968 and later, Karmann Ghia 8.1968 and later, Type 3 8.1968 and later, Thing

311511245

01446



Spring plate bushing B-quality (each)
Right and left outer side for Beetle 8.1968 and later, Karmann Ghia 8.1968 and later, Type 3 8.1968 and later, Thing

111511245E

01431



Chrome spring plate caps (Per Pair)
Beetle with automatic transmission until 1970 (VIN 111 2424 621), Karmann Ghia with automatic transmission until 1970 (VIN 140 2424 621), Type 3 with automatic transmission until 7.1968, with a manual transmission 8.1968 and later

113511219A

04429



Adjustable spring plates (Per Pair)
Swing axle (627mm torsion bars), Beetle until 7.1959, Karmann Ghia until 7.1959, Type 3

04433



Adjustable spring plates (Per Pair)
IRS axle (675mm torsion bars), Beetle, Karmann Ghia, Type 3

513

Shock absorbers

05305



Bolt M12 x 1.5 x 80 mm (Per Pair)
Beetle/Karmann Ghia until 9.1952 and 1959 and later rear shocks, Type 3 1963 and later rear shocks and stabilizer

361501569

01309



Monotube gas-charged shock absorber (each)
Beetle/Karmann Ghia 10.1952 and later rear, Bus until 7.1967 rear, Type 3 rear, Thing rear



Group 513 : Shock absorbers

01301



Oil filled shock absorber rear (each)

Beetle with swing axle 10.1952 and later, Karmann Ghia with swing axle 10.1952 and later, Bus until 7.1967, Type 3 with swing axle, Thing with swing axle

113513031G• 111513031G• 113513031H

01305



Oil filled shock absorber rear (each)

Beetle with IRS axle, Karmann Ghia with IRS axle, Type 3 with IRS axle, Thing with IRS axle

113513031N

01356



Lowered oil shock absorbers (Per Pair)

Beetle/Karmann Ghia 1952 and later rear, Beetle/Karmann Ghia 1952 until 7.1965 front, Bus until 7.1967 rear, Bus until 7.1979 front

04459



Shock absorber and equalizer torsionbar bushings (Per Pair)

Shock absorbers Beetle, Karmann Ghia, Bus front until 7.1969, rear until 7.1979, Type 3, Thing rear, Lever shock absorbers Beetle, Karmann Ghia, Bus, Equalizer torsion bar Beetle 1968 (VIN 119 381 001) and later, Karmann Ghia 1968 (VIN 149 381 001) and later, Thing

111413381• 111413381A• 111413381B

05311

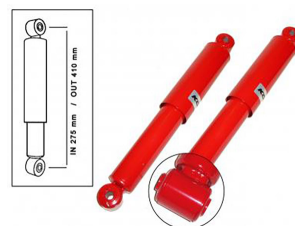


Shock absorber and strut bolts (Per Pair)

Beetle Lever shock absorbers, Lower strut mounting 1303 8.1974 and later, Bus until 7.1967 Lever shock absorbers, Rear shock absorbers upper, Type 3 Shock absorbers rear until 1963 (VIN 168 497) upper/lower, 1963 (VIN 168 498) and later lower

133513471• 311513471

03905



Shock absorber adjustable (Per Pair)

Beetle rear (IRS), Karmann Ghia rear (IRS), Type 3 rear (IRS), Thing rear (IRS)

01375



Coil-over shock absorbers (Per Pair)

Beetle 10.1952 until 7.1965 front, 10.1952 and later rear, Karmann Ghia until 7.1965 front, all years rear, Bus until 7.1967 rear, until 7.1979 front, Type 3 all years front and rear, Thing all years rear

01306



Twin-tube gas-charged shock absorber (low) (each)

Beetle/Karmann Ghia 52 and later rear, Beetle/Karmann Ghia 52 until 7.1965 front, Bus until 67 rear, Bus until 79 front, Type 3 front/rear, Thing rear

01303



Twin-tube gas-charged shock absorber (each)

Beetle/Karmann Ghia 1952 and later rear, Beetle/Karmann Ghia 1952 until 7.1965 front, Bus until 7.1967 rear, Bus until 7.1979 front, Type 3 front and rear, Thing rear

113513031M

Group 517 : Differential

517 Differential

01425



Final drive flange seals (Per Pair)
Beetle (IRS), Karmann Ghia (IRS), Type 3 with manual transmission (IRS), Thing (IRS)

113301189A• 113301189F

05496



Chromoly conversion drive flange axle (Per Pair)
Beetle/Karmann Ghia/Type 3 conversion to Bus CV joint

04447



Final drive plugs (Per Pair)
Beetle IRS, Karmann Ghia IRS, Type 3 IRS, Thing IRS

020409289B• 113517289A

04701



IRS differential and front wheel bearing (each)
Beetle differential, Karmann Ghia differential, Bus 8.1967 until 7/1979 (differential of an automatic gearbox NE or NF), Vanagon/T25 differential of an automatic gearbox and as inner front wheel bearing, Type 3 differential, Thing differential

113517185C

04702



Swing axle differential bearing (each)
Beetle export models and convertible 8.1960 and later, standard models 1964 (VIN 115 247 529) and later, Karmann Ghia 8.1960 and later, Bus 6.1959 and later, Type 3, Thing

113517185

01439



Swing axle fulcrum plates (stock size) (4 pieces)
Beetle, Karmann Ghia, Bus, Type 3, Thing

113517191

01420



Super differential for vehicles with swing axles
Beetle, Karmann Ghia, Bus, Type 3, Thing

113517121D

01421



Super differential for vehicles with IRS
Beetle, Karmann Ghia, Type 3, Thing

113517121F



Group 517 : Differential

 05416



IRS gearbox gasket kit
A-quality
Beetle, Karmann Ghia, Type 3,
Thing

113311113A• 111307113B• 001301227• 085301227•
113301185A• 001301215• 211301215• 113301191•
N0138165• 020409289B• 113301189A• 113301189F

 01491



Heavy duty side cover
differential (each)
Swing axle, Beetle 8.1960
and later, Karmann Ghia,
Bus 8.1959 and later, Type 3,
Thing

 01493



Heavy duty side cover
differential (each)
IRS axle, Beetle, Karmann
Ghia, Type 3, Thing



Brakes, Wheels

Group 6



Group 601 : Wheels and accessories

601

Wheels and accessories

02482



5-Rib wheel anthracite (each)
PCD: 5 x 205mm, Size:
5.5 x 15 inch, ET: +12mm,
Backspacing: 3 5/8 inch

02469



911 Alloy wheel polished
with black inner side (each)
PCD: 5 x 130mm, Size:
5.5 x 15 inch, ET: +45mm,
Backspacing: 4 15/16 inch

02473



911 wheel polished with
matte black inner side (each)
PCD: 5 x 130mm, Size:
4.5 x 15 inch, ET: +45mm,
Backspacing: 4 1/2 inch

05473



911 Alloy wheel polished
with black inner side (each)
PCD: 5 x 205mm, Size:
4.5 x 15 inch, ET: +20mm,
Backspacing: 3 1/2 inch

05475



911 Alloy wheel polished
with black inner side (each)
PCD: 5 x 205mm, Size:
5.5 x 15 inch, ET: +20mm,
Backspacing: 4 inch

02459



911 Alloy wheel fully
polished (each)
PCD: 5 x 130mm, Size:
5.5 x 15 inch, ET: +45mm,
Backspacing: 4 15/16 inch

02464



911 Alloy wheel fully
polished (each)
PCD: 5 x 130mm, Size:
4.5 x 15 inch, ET: +45mm,
Backspacing: 4 1/2 inch

05476



911 Alloy wheel fully
chromed (each)
PCD: 5 x 205mm, Size:
5.5 x 15 inch, ET: +20mm,
Backspacing: 4 inch

Group 601 : Wheels and accessories

02471



914 Alloy wheel gloss black (each)
PCD: 4 x 130mm, Size: 5.5 x 15 inch, ET: +35mm, Backspacing: 4 1/2 inch

02522



BRM wheel gloss black (each)
PCD: 5 x 205mm, Size: 5.0 x 15 inch, ET: +14mm, Backspacing: 3 7/16 inch

02523



BRM wheel gloss black (each)
PCD: 5 x 205mm, Size: 6.5 x 15 inch, ET: +12mm, Backspacing: 4 1/8 inch

09719



BRM wheel gloss black (each)
PCD: 4 x 130mm, Size: 5.5 x 15 inch, ET: +15mm, Backspacing: 3 3/4 inch

09757



BRM wheel gloss black (each)
PCD: 4 x 130mm, Size: 4.5 x 15 inch, ET: +15mm, Backspacing: 3 3/4 inch

02512



Cal-look hubcap chrome (each)
Beetle & Karmann Ghia 8.1966 and later, Type 3 8.1965 and later, Bus 8.1970 and later (including T25)

09807



Cosmo wheel gloss black (each)
PCD: 4 x 130mm, Size: 5.5 x 15 inch, ET: +35mm, Backspacing: 4 1/2 inch

02563



Custom hubcap chrome with Wolfsburg emblem (each)
Beetle VW1300, VW1500, 1302 and 1303 8.1966 and later, VW1200 8.1967 and later, Karmann Ghia 8.1967 and later, Type 3 8.1965 and later

02656



EMPI GT-5 wheel white (each)
PCD: 5 x 205mm, Size: 5.5 x 15 inch, ET: +20mm, Backspacing: 4 inch



Group 601 : Wheels and accessories

02606



EMPI GT-5 wheel silver (each)
PCD: 5 x 205mm, Size:
5.5 x 15 inch, ET: +20mm,
Backspacing: 4 inch

02554



EMPI GT-8 wheel polished
(each)
PCD: 4 x 130mm, Size:
5.5 x 15 inch, ET: +30mm,
Backspacing: 4 3/8 inch

02550



EMPI GT-8 wheel gloss black
(each)
PCD: 4 x 130mm, Size:
5.5 x 15 inch, ET: +30mm,
Backspacing: 4 3/8 inch

02518



EMPI GT-8 wheel white (each)
PCD: 4 x 130mm, Size:
5.5 x 15 inch, ET: +30mm,
Backspacing: 4 3/8 inch

02517



EMPI GT-8 wheel silver (each)
PCD: 4 x 130mm, Size:
5.5 x 15 inch, ET: +30mm,
Backspacing: 4 3/8 inch

02521



Knock-off 2 spoke (4 pieces)

02520



Knock-off 3 spoke (4 pieces)

09698



Aluminum center cap
including clamping ring and
BRM emblem (each)
Diameter: 80mm, Height:
10mm, Original used -
Speedwell BRM wheels, - SSP
and EMPI BRM wheels

09718



Aluminum center cap
including clamping ring and
BRM emblem (each)
Diameter: 80mm, Height:
31mm, Original used: SSP
and EMPI BRM wheels

Group 601 : Wheels and accessories

02545



Polished aluminum center caps with paruzzi emblem (4 pieces)
 Diameter: 80mm, Height: 75mm, Original used - Mangels Majouk and Modular wheels, - Eagle 520 wheels (PCD 4 x130), - Pro-lite wheels

02456



Polished stainless steel center cap (each)
 Diameter: 70mm, Height: 13mm, Original used - 911 Alloy wheels, - Gasser wheels

09783



Stainless steel centercaps with BBT GT emblem (4 pieces)
 Diameter: 73mm, Height: 34mm, Original used: BBT Sprintstar wheels

02519



Plastic chromed Lemmerz or Ritter wheel center caps (4 pieces)
 Diameter: 75mm, Height: 30mm, Original used - Beetle, - Karmann Ghia, - Type 3

02489



Chromed plastic center caps (each)
 Diameter: 63mm, Height: 37mm, Original used - EMPI and SSP Sprintstar wheels, - 914 Alloy wheels

02524



Chromed plastic center cap (each)
 Diameter: 73mm, Height: 42mm, Original used - EMPI and SSP Torque wheels, - EMPI and SSP Dish wheels

04456



Chromed plastic center caps (each)
 Bolt circle: 4 x 92mm, Height: 43mm, Original used: EMPI and SSP GT-8 wheels

02575



Chromed steel center caps (Per Pair)
 Height: 86mm, Rim PCD: 5 x 205mm, Original used - CT&W and EMPI Majouk wheels, - Eagle 520 wheels, - Centerline wheels

02629



Chromed steel center caps with paruzzi emblem (4 pieces)
 Diameter: 82mm, Height: 86mm, Original used - BBT Modular wheels, - CT&W and EMPI Majouk wheels (PCD 4 x 130)



Group 601 : Wheels and accessories

04518



Black center caps with ATS emblem (4 pieces)
Diameter: 70mm, Height: 38mm, Original used: ATS wheels

02504



Black center caps with Paruzzi emblem (4 pieces)
Diameter: 64mm, Height: 39mm, Original used - old style EMPI GT-8 wheels, - old style Riviera wheels

02562



Nipple hubcap with Wolfsburg emblem (each)
Beetle VW1300, VW1500, 1302 and 1303 8.1966 and later, VW1200 8.1967 and later, Karmann Ghia 8.1967 and later, Bus 8.1970 and later, Type 3 8.1965 and later

04043



Red Line tire insert 2.5 cm black/2.5 cm red (4 pieces)
15 inch wheels

22526



Red Line tire insert 2.5 cm black/2.5 cm red (4 pieces)
14 inch wheels

02490



Smoothie wheel polished (each)
PCD: 4 x 130mm, Size: 5.5 x 15 inch, ET: +5mm, Backspacing: 3 3/8 inch

02528



Wheel spacers (Per Pair)
PCD: 4 x 130, Thickness: 5mm

02516



Wheel spacers including bolts (Per Pair)
Wheel spacer PCD: 4 x 130, Thickness: 25mm, Bolts Thread size: M14 x 1.5, Total length: 77mm, Thread length: 49mm, Collar: 60°, Wrench size: 17mm

02527



Wheel spacers including bolts (Per Pair)
Wheel spacer PCD: 5 x 205, Thickness: 25mm, Bolts Thread size: M12 x 1.5, Total length: 68mm, Thread length: 40mm, Collar: 60°, Wrench size: 17mm

Group 601 : Wheels and accessories

09723



Sprintstar wheel aluminum polished/gloss black (each)
PCD: 5 x 205mm, Size: 5 x 15 inch, ET: +20mm, Backspacing: 3 3/4 inch

09724



Sprintstar wheel aluminum polished/gloss black (each)
PCD: 4 x 130mm, Size: 5 x 15 inch, ET: +25mm, Backspacing: 4 inch

09793



Sprintstar wheel aluminum polished matte black (each)
PCD: 5 x 205mm, Size: 5 x 15 inch, ET: +20mm, Backspacing: 3 3/4 inch

04498



Stock Valve stem (each)
Beetle 8.1968 and later, Karmann Ghia 8.1968 and later, Bus, Type 3 until 1961 (VIN 10 000) and 8.1968 and later, Thing

311601361 • 281601361

02483



Dish wheel (each)
PCD: 5 x 205mm, Size: 5.5 x 15 inch, ET: +23mm, Backspacing: 4 inch

02484



Dish wheel (each)
PCD: 4 x 130mm, Size: 5.5 x 15 inch, ET: +17mm, Backspacing: 3 3/4 inch

02506



Modular Wheel chrome (each)
PCD: 4 x 130mm, Size: 6.0 x 15 inch, ET: +24mm

02540



Modular wheel chrome (each)
PCD: 4 x 130mm, Size: 6.0 x 15 inch, ET: +10mm

02541



Modular wheel chrome (each)
PCD: 4 x 130mm, Size: 7.0 x 15 inch, ET: +0mm



Group 601 : Wheels and accessories

02542



Modular wheel chrome (each)
PCD: 4 x 130mm, Size: 8.0 x 15 inch, ET: +0mm

02543



Modular wheel chrome (each)
PCD: 4 x 130mm, Size: 10 x 15 inch, ET: -37mm

02774



Wheel Radar Chrome (each)
PCD: 5 x 205mm, Size: 5.0 x 15 inch, ET: +20mm

02537



Wheel beauty rings (4 pieces)
Beetle 8.1966 and later,
Karmann Ghia 8.1966 and later,
Type 3 8.1965 and later

311601155

02513



Standard wheel grey (each)
PCD: 4 x 130mm, Size: 4.5 x 15 inch, ET: +45mm

111601025G

02534



Standard wheel grey (each)
PCD: 4 x 130mm, Size: 5.5 x 15 inch, ET: +25mm

135601025P

04070



Standard wheel grey with vent holes A-quality (each)
Beetle, Karmann Ghia, Type 3, Thing, Porsche 356

111601025E

04072



Standard wheel grey with vent holes A-quality (each)
Beetle, Karmann Ghia, Type 3, Thing, Porsche 356

04005



Standard wheel grey with vent holes B-quality (each)
PCD: 5 x 205mm, Size: 4.5 x 15 inch, ET: +25mm

111601025E

Group 601 : Wheels and accessories

04006



Standard wheel grey with vent holes B-quality (each)
PCD: 5 x 205mm, Size: 5.5 x 15 inch, ET: +15mm

04071



Standard wheel grey without vent holes (each)
Beetle, Karmann Ghia, Type 3, Thing, Porsche 356

04073



Standard wheel grey without vent holes (each)
Beetle, Karmann Ghia, Type 3, Thing, Porsche 356

02566



Standard wheel chrome (each)
PCD: 4 x 130mm, Size: 4.5 x 15 inch, ET: +45mm

02567



Standard wheel chrome (each)
PCD: 4 x 130mm, Size: 5.5 x 15 inch, ET: +25mm

02564



Standard wheel chrome (each)
PCD: 5 x 205mm, Size: 4.5 x 15 inch, ET: +25mm

111601025G

135601025P

111601025E

02565



Standard wheel chrome (each)
PCD: 5 x 205mm, Size: 5.5 x 15 inch, ET: +15mm

02593



Wheel adapters VW 4x130 to 5x205 mm (Per Pair)
Thickness: 9.5mm

02597



Wheel adapters VW 4x130 to Chevrolet 5x120.6 mm (Per Pair)
Thickness: 22.35mm

135601025E



Group 601 : Wheels and accessories

02592



Wheel adapters VW 4x130 to Porsche 5x130 mm (Per Pair)
Thickness: 25.15mm

02596



Wheel adapters VW 5x205 to Chevrolet 5x120.6 mm (Per Pair)
Thickness: 26.55mm

02598



Wheel adapters VW 5x205 to 5x114.3 mm (Per Pair)
Thickness: 26.2mm

02591



Wheel adapters VW 5x205 to Porsche 5x130 mm (Per Pair)
Thickness: 26.5mm

02594



Wheel adapters VW 5x205 to 4x130 mm (Per Pair)
Thickness: 26.5mm

21121



Wheel nut conversion tool:
10-star to 17 mm socket

02595



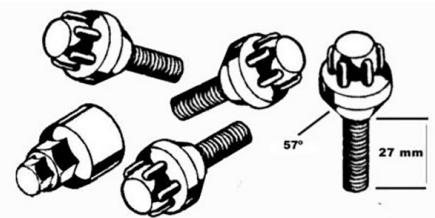
Wheel rings Stainless steel (4 pieces)
15 inch

22595



Wheel rings Stainless steel (4 pieces)
14 inch

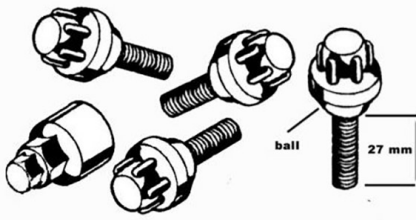
02479



Wheel locks for bolts with 57° collar (4 pieces)
M14 X 1.5

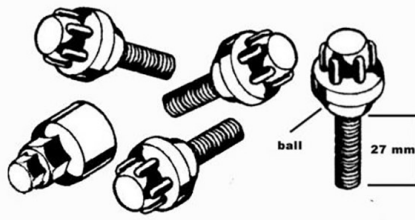
Group 601 : Wheels and accessories

02580



Wheel locks for bolts with convex collar (4 pieces)
M12 X 1.5

02583



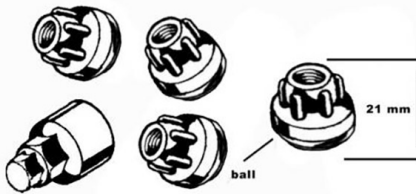
Wheel locks for bolts with convex collar (4 pieces)
M14 X 1.5

04520



Wheel locks for nuts with 57° collar (4 pieces)
M14 X 1.5

02478



Wheel locks for nuts with convex collar (4 pieces)
M14 X 1.5

04499



Valve stem (each)
Beetle until 7.1968, Karmann
Ghia until 7.1968, Type 3
1961 (VIN 10 0001) until
7.1968

111601361

02573



Chrome-plated screw on valve stem (each)
Mounting hole: 11.5mm,
Height: 20mm

02590



Chrome-plated stock valve stem (each)
Mounting hole: 11.5mm,
Height: 43mm

02589



Chromed wheel bolt caps per
(20 pieces)

02587




Chrome wheel nut and stud kit
with flat washer (4 pieces)



Group 601 : Wheels and accessories

02586



Chrome wheel nut and stud kit with flat washer (5 pieces)
Thread size: M12 X 1.5

04041



White Wall tire insert 2.5 cm black/2.5 cm white (4 pieces)
15 inch wheels

04042



White Wall tire insert 2.5 cm black/2.5 cm white (4 pieces)
16 inch wheels

22527



White Wall tire insert 2.5 cm black/2.5 cm white (4 pieces)
14 inch wheels

02539



White Wall tire inserts 4.5 cm (4 pieces)
15 inch wheels

03403



White Wall tire inserts 4.5 cm (4 pieces)
16 inch wheels

22539



White Wall tire inserts 4.5 cm (4 pieces)
14 inch wheels

04040



White Wall tire inserts 7.5 cm (4 pieces)
15 inch wheels

02488



White Walls including stainless steel rims (4 pieces)
Beetle 10.1952 and later,
Karmann Ghia, Bus 4.1955 until 1963 (VIN 1 219 510),
Type 3, Thing until 1971 (VIN 181 2617 369)

Group 601 : Wheels and accessories

22489



White Wall mounting clips (6 pieces)
replacement for the Paruzzi #2488 and #22488

02492



Wheel bolts black oxide (stock bolt) (4 pieces)
Thread size: M14 X 1.5, Total length: 39mm, Thread length: 19mm, Wrench size: 19mm, Collar: ball

251601139

02491



Wheel bolts black oxide (stock bolt) (5 pieces)
Thread size: M12 X 1.5, Total length: 30mm, Thread length: 13mm, Wrench size: 19mm, Collar: ball

111601139

02486



Wheel bolts galvanized (4 pieces)
Thread size: M14 X 1.5, Total length: 53mm, Thread length: 32mm, Wrench size: 17mm, Collar: ball

02555



Wheel bolts galvanized (4 pieces)
Thread size: M14 X 1.5, Total length: 48mm, Thread length: 25mm, Wrench size: 17mm, Collar: 60°

02508



Wheel bolts galvanized (5 pieces)
Thread size: M12 X 1.5, Total length: 47mm, Thread length: 20mm, Wrench size: 17mm, Collar: 60°

02556



Wheel bolts chromed (4 pieces)
Thread size: M14 X 1.5, Total length: 64mm, Thread length: 38mm, Wrench size: 17mm, Collar: 60°

02582



Wheel bolts chromed (4 pieces)
Thread size: M14 X 1.5, Total length: 45mm, Thread length: 20mm, Wrench size: 22mm, Collar: ball

02546



Wheel bolts chromed (5 pieces)
Thread size: M12 X 1.5, Total length: 55mm, Thread length: 25mm, Wrench size: 17mm, Collar: 60°



Group 601 : Wheels and accessories

02581



Wheel bolts chromed (5 pieces)
Thread size: M12 X 1.5, Total length: 45mm, Thread length: 20mm, Wrench size: 22mm, Collar: ball

02559



Lug nut cover caps black (20 pieces)
original used on VW sport wheels for Beetle 5/1972 and later, Karmann Ghia 5/1972 and later, Type 3 1971 (VIN 313 2034 476) and later, Vanagon/T25 Syncro

111601173 • 000071480

02503



Hubcap clip and rivet kit (5 pieces)
Beetle until 7.1965, Bus until 7.1970, Type 3 until 7.1965, Thing

111601131 • N134071

02510



Hubcap with Wolfsburg emblem (each)
Beetle VW 1300, VW 1500, 1302, 1303 and convertible 8.1966 and later, VW 1200 8.1967 and later, Karmann Ghia 8.1966 and later, Type 3 8.1965 and later

02602



Hubcap chrome original (each)
Beetle 1949 until 7.1965, Karmann Ghia until 7.1965, Bus until 7.1970, Thing

113601151

02505



Hubcap chrome Wolfsburg (each)
Beetle export models and convertible 8.1965 until 7.1966, standard models 8.1965 until 7.1967, Karmann Ghia 8.1965 until 7.1966, Type 3 until 7.1965

22515



Hubcap in black primer (each)
Beetle & Karmann Ghia 8.1966 and later, Type 3 8.1965 and later, Bus 8.1970 and later

251601151

22514



Hubcap chromed (each)
Beetle & Karmann Ghia 8.1966 and later, Type 3 8.1965 and later, Bus 8.1970 and later

251601151A

02544



Wheel studs galvanized (4 pieces)
Thread size: M14 X 1.5 (both sides), Total length: 38mm, Rotor side length: 10mm, Wheel side length: 28mm, Hex key: 5.5mm

Group 601 : Wheels and accessories

 22605



Wheel nuts galvanized steel (4 pieces)
Thread size: M14 X 1.5,
Length: 31mm, Diameter:
19.5mm, Collar: 60°, Wrench
Paruzzi #21121

 02585



Wheel nuts steel phosphated
(stock nut) (4 pieces)
Thread size: M14 X 1.5,
Length: 20mm, Wrench size:
19mm, Collar: ball

N0201121

 04517



Wheel nuts galvanized steel
(4 pieces)
Thread size: M14 X 1.5,
Length: 33mm, Wrench size:
19mm, Collar: 60°

 02470



Wheel nuts chromed steel (4
pieces)
Thread size: 7/16`` x 20,
Length: 35mm, Wrench size:
21mm, Collar: 60°

 02599



Wheel nuts chromed steel (4
pieces)
Thread size: 1/2`` x 20,
Length: 35mm, Wrench size:
21mm, Collar: 60°

 02605



Wheel nuts chromed steel (4
pieces)
Thread size: M14 X 1.5,
Length: 34mm, Wrench size:
19mm, Collar: ball

 02604



Wheel nuts black anodized
aluminum (4 pieces)
Thread size: M14 X 1.5,
Length: 32mm, Wrench size:
19mm, Collar: ball



Group 609 : Brake shoes, Cables, Backing plates

609

Brake shoes, Cables, Backing plates

01138



Handbrake push bars (Per Pair)
Beetle 10.1957 and later,
Karmann Ghia 10.1957 and
later, Type 3

113609631A • 311609631

01132



Handbrake lever left
Beetle 10.1957 and later (except
for vehicles with self-adjusting
brakes), Karmann Ghia 10.1957
and later (except for vehicles
with self-adjusting brakes), Type
3, Thing 3.1973 and later

113609613A

01137



Handbrake lever pin (Per Pair)
Beetle (except for vehicles
with self-adjusting brakes),
Karmann Ghia, Bus until 7.1979
(except for vehicles with self-
adjusting brakes), Type 3, Thing

211609601B

01136



Handbrake lever right
Beetle 10.1957 and later (except
for vehicles with self-adjusting
brakes), Karmann Ghia 10.1957
and later (except for vehicles
with self-adjusting brakes), Type
3, Thing 3.1973 and later

113609614A

01245



Handbrake lever arm pin
secure clips (Per Pair)
Beetle, Karmann Ghia, Bus
until 7.1979, Type 3, Thing

211609619

30924



Handbrake cable (each)
Type 3 until 1965 (VIN 315
144 905)

311609721

30925



Handbrake cable (each)
Type 3 1965 (VIN 315 144
906) until 7.1967

311609721A

30926




Handbrake cable (each)
Type 3 with IRS axle 1967
(VIN 318 015 226) and later

311609721C

Group 609 : Brake shoes, Cables, Backing plates

30927



Handbrake cable (each)
Type 3 with swing axle
8.1967 and later

311609721D

01139



Brake cable clamps (Per Pair)
Beetle, Karmann Ghia, Bus
until 3.1955, Type 3,
Thing 3.1973 and later

113609637 • 113609638

01142



Brake shoe adjusting screw (4 pieces)
Beetle 8.1964 and later, Karmann Ghia 8.1964 and later, Type 3 8.1964 until 7.1965, Thing until 12.1972 front, 1.1973 and later front/rear

131609209

04142



Brake shoe adjusting screw (4 pieces)
Beetle until 7.1964, Karmann Ghia until 7.1964, Bus until 12.1953, Type 3 until 7.1963

211609209

01141



Brake shoe adjusting nut leaf spring (Per Pair)
Beetle VW 1200, 1300, 1500 front and rear side, 1302 and 1303 rear side, Karmann Ghia front and rear side, Bus 8.1963 until 7.1970 rear side, Type 3 until 7.1963 rear side, Thing all years front side and 3.1973 and later rear side

211609185A

01143



Brake shoe adjusting nuts (4 pieces)
Beetle, Karmann Ghia, Bus until 7.1979, Type 3, Thing

113609205A

01295



Brake shoe inspection plugs (16 pieces)
Beetle front side 8.1967 and later, rear side VW 1300, VW 1500, 1302 and 1303 8.1966 and later, VW 1200 1967 (VIN 118 328 506) and later, Karmann Ghia front side 8.1967 and later, rear side 8.1966 and later, Bus rear side 8.1973 and later, Type 3 rear side 8.1965 and later, Thing front and rear side

113609163

01222



Brake shoe mounting kit
Beetle front 8.1964 and later, rear VW1300, VW1500, 1302 and 1303 8.1967 and later, VW1200 1967 (VIN 118 328 506) and later, Karmann Ghia front 8.1964 and later, rear 8.1967 and later, Bus front and rear 8.1963 until 7.1967, rear 8.1967 until 7.1970, Type 3 front and rear 1963 (VIN 76 300) and later, Thing front and rear

311609579 • 171609579B • 211609279 • 113609289 • 251609289 • 113609283 • 251609283

03239



Brake shoe mounting kit rear, including tension springs
Beetle 10.1957 and later (except vehicles with self-adjusting brakes), Karmann Ghia 10.1957 and later (except vehicles with self-adjusting brakes), Type 3 until 1962 (VIN 76 299), Thing 3.1973 and later

311609579 • 171609579B • 113609283 • 251609283 • 113609289 • 251609289 • 113609309B • 113609605A • N122282 • N0122283 • 211609619



Group 609 : Brake shoes, Cables, Backing plates

01225



Brake shoe set A-quality
Beetle 10.1957 until 7.1964
front, Karmann Ghia 10.1957
until 7.1964 front, Type 3
until 1962 (VIN 76 299) rear

113609237D

31230



Brake shoe set rear 45 mm
Type 3 8.1963 and later

311698075

01232



Brake shoe set B-quality
Beetle 10.1957 until 7.1964
front, Karmann Ghia 10.1957
until 7.1964 front, Type 3
until 1962 (VIN 76 299) rear

113609237D

01140



Spring clip for the handbrake
push bar (Per Pair)

113609625

611

Wheel cylinders,
Brake lines

03229



Bleeder valve caps (4 pieces)

211611483

01255



Grommets (4 pieces)
Beetle brake line all and fuel line
1200cc 1976 (D 1371 481) until
12.1977, Karmann Ghia brake line,
Bus until 7.1979 brake line and gas
heater, Vanagon/T25 brake booster
pipe 8.1985 and later, Type 3 brake
line, Thing brake line until 2.1973

211611751

Group 611 : Wheel cylinders, Brake lines

04254



Master cylinder blanking plug (each)
M10 x 1

214611225

31207



Master cylinder single brake system
Type 3

311611023

31206



Master brake cylinder split braking system
Type 3

311611015K

01296



Hydraulic park lock

01257



Copper brake line Ø 5 mm (5 meter)

01297



Mechanical brake booster
Beetle 4.1966 and later LHD,
Karmann Ghia 4.1966 and
later LHD, Thing 8.1969 and
later LHD, Type 3 8.1964 until
LHD

05447



Nut windscreen washer hose or brakefluid reservoirline (each)
Window washer hose nut Beetle 8.1967 and later, Karmann Ghia 8.1967 and later, Bus 8.1967 until 7.1979, Type 3, Thing, Brake fluid reservoir line nut Beetle 1966 (VIN 116 872 032) until 7.1967, Karmann Ghia 1966 (VIN 146 872 032) until 7.1967, Type 3 until 7.1967

113955481

21229



Brake bleeder valve M10 x 37
(Per Pair)
Bus drum brakes front 4.1955 and later, Type 3 drum brakes front

211611475A • 443616789

01229



Brake bleeder valve M6 x 28 (4 pieces)
Beetle 10.1957 and later (drum brakes front and rear), Karmann Ghia 10.1957 and later (drum brakes front and rear), Bus 4.1955 and later rear, Type 3 rear, Thing front and rear

211611477A



Group 611 : Wheel cylinders, Brake lines

01298



Hydraulic steering brake

01258



Brake line fittings (4 pieces)
Thread size: M10 X 1.0, Inner size: 5.15mm, Wrench size: 11mm

01247



Brake line T-piece
Thread size: M10 X 1.0, Mounting hole: 7mm, Length: 30mm, Width: 30mm

113611731 • 1J0611731

113611755 • 803611755

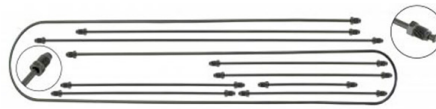
05247



Brake line connector repair connector Beetle, Karmann Ghia, Bus until 7.1979, Type 3, Thing, stock replacement and repair connector Vanagon/T25

411611789

31267



Brake line kit for a single brake system (9-part)
Type 3 8.1963 and later

311611741 • 311611741A • 211611741K • 211611741M • 311611763 • 311611764 • 311611764A • 311611724A • 113611735D • 113611736D • 311611723A • 311611506A • 311611505A • 113611781D • 113611781A

31268



Brake line kit for a dual brake system (7-part)
Type 3 with swing axle

311611741 • 311611741A • 211611741K • 211611741M • 113611781D • 113611781A • 311611723B • 311611763 • 311611764 • 311611764A • 311611724B

31269



Brake line kit for a dual brake system (7-part)
Type 3 with IRS axle

311611741 • 311611741A • 211611741K • 211611741M • 113611781E • 113611782E • 113611781C • 113611782B • 311611723B • 311611763 • 311611764 • 311611764A • 311611724B

01261



Brake hose (each)
Beetle VW 1200, VW 1300 and VW 1500 front side with drum brakes 8.1966 and later, Type 3 front side with a single brake circuit and disc brakes

311611701A

01262



Brake hose (each)
Beetle VW 1200, VW 1300 and VW 1500 front side with disc brakes 8.1966 and later, Karmann Ghia front side 8.1966 and later, Type 3 front side with a dual brake circuit (except for Sweden)

311611701B

Group 611 : Wheel cylinders, Brake lines

01265



Brake hose (each)
Beetle rear side swing axle, Karmann Ghia rear side swing axle, Bus rear side until 7.1967 and rear side right 8.1967 until 7.1979, Type 3 rear side swing axle, Thing rear side swing axle

113611775 • 211611775B

31260



Brake hose (each)
Type 3 front side with dual circuit (only for Sweden)

361611701

31261



Brake hose (each)
Type 3 front side with a single brake circuit and drum brakes

311611701

01269



Brake hose retainers (6 pieces)
Beetle, Karmann Ghia, Bus until 7.1979, Type 3, Thing

113611715A

31281



Brake drum rear (5 x 205 mm) (each)
Type 3 1963 (VIN 221 975) until 7.1965

311501615E

50100



Brake fluid DOT 3 (1 liter) stock applications

50105



Brake fluid DOT 4 (1 liter) heavy duty applications

B000700A3 • B000200

04202



Master cylinder inlet tube (each)
Beetle 8.1971 and later (diameter 13mm)

113611153C

04199




Brake hose connector with grommet
Beetle 8.1966 until 7.1969



Group 611 : Wheel cylinders, Brake lines

 01256



Brake line connection hose
Beetle 8.1966 and later,
Karmann Ghia 8.1966 and
later, Type 3 8.1965 and later,
Thing

N0203501• N203661•
211611801

 04255



Brake line connecting hose
Beetle until 7.1966, Karmann
Ghia until 7.1966, Type 3 until
7.1965

113611801A• 113611801

 01252



Cap brake fluid reservoir
Beetle 8.1961 until 1966 (VIN
116 872 031), Karmann Ghia
8.1961 until 1966 (VIN 146
072 031), Type 3 until 7.1964

113611351• 131611349A

 04252



Cap brake fluid reservoir
Beetle 1966 (VIN 116 872
032) and later, Karmann Ghia
1966 (VIN 146 872 032) and
later, Bus 8.1967 until 7.1979,
Type 3 8.1964 and later, Thing

111611349

 03257



Brake fluid reservoir single
circuit brake system
Beetle 8.1960 until 7.1966,
Karmann Ghia 8.1960 until
7.1966, Type 3 with drum
brakes

113611301G

 03359



Brake fluid reservoir for a dual
brake circuit A-quality
Beetle 1968 (VIN 118 607 340)
and later, Karmann Ghia 1968
(VIN 148 607 340) and later, Type
3 1968 (VIN 318 147 140) and
later, Thing

113611301R

 03258



Brake fluid reservoir for a dual
brake circuit B-quality
Beetle 1968 (VIN 118 607 340)
and later, Karmann Ghia 1968
(VIN 148 607 340) and later, Type
3 1968 (VIN 318 147 140) and
later, Thing

113611301R

 04200



Brake fluid plastic feed pipe or
reservoir grommet
Beetle and Karmann Ghia single
brakes 8.1966 until 7.1969, dual
brakes 1967 (VIN 117 626 506) until
7.1971, Bus 8.1966 until 7.1979, Type
3 with disc brakes until 7.1971, 8.1971
and later only front side, Thing all

211611817A• 311611817

 04204



Brake fluid plastic feed pipe or
reservoir grommet (each)
Beetle 8.1971 and later,
Karmann Ghia 8.1971 and later,
Type 3 8.1971 and later only
the rear side, Vanagon/T25

113611817A• 357611817

Group 611 : Wheel cylinders, Brake lines

06199



Brake fluid plastic feed pipe grommet for vehicles with a single brake circuit A-quality
Beetle 1.1954 until 7.1966,
Karmann Ghia until 7.1966,
Type 3 with drum brakes

113611817

01199



Brake fluid plastic feed pipe grommet for vehicles with a single brake circuit B-quality
Beetle 1.1954 until 7.1966,
Karmann Ghia until 7.1966,
Type 3 with drum brakes

113611817

09951



Stainless steel brake hose (each)
Beetle VW 1200, VW 1300 and VW 1500 front side with drum brakes 8.1966 and later, Type 3 front side with a single brake circuit and disc brakes

09952



Stainless steel brake hose (each)
Beetle VW 1200, VW 1300 and VW 1500 front side with disc brakes 8.1966 and later, Karmann Ghia front side 8.1966 and later, Type 3 front side with a dual brake circuit (except for Sweden)

09955



Stainless steel brake hose (each)
Beetle rear side swing axle, Karmann Ghia rear side swing axle, Bus rear side until 7.1967 and rear side right 8.1967 until 7.1979, Type 3 rear side swing axle, Thing rear side swing axle

04203



Dust cap master brake cylinder
Beetle, Karmann Ghia, Bus until 7.1966, Type 3, Thing

113611195

01209



Wheel brake cylinder A-quality (each)
Beetle 1302 and 1303 front, Type 3 Squareback 8.1964 until 7.1965 rear

361611067A


31229



Wheel brake cylinder rear side A-quality (each)
Type 3 Notchback and Fastback 8.1964 and later, Squareback 8.1965 and later

311611067C

31228



Wheel brake cylinder rear side B-quality (each)
Type 3 Notchback and Fastback 8.1964 and later, Squareback 8.1965 and later

311611067C



Group 611 : Wheel cylinders, Brake lines

01212



Wheel brake cylinder
B-quality (each)
Beetle 1302 and 1303 front,
Type 3 Squareback 8.1964
until 7.1965 rear

361611067A

01229



Brake bleeder valve M6 x 28 (4
pieces)
Beetle 10.1957 and later (drum
brakes front and rear), Karmann
Ghia 10.1957 and later (drum brakes
front and rear), Bus 4.1955 and later
rear, Type 3 rear, Thing front and rear

211611477A

01228



Brake bleeder valve M7 x 30
(4 pieces)
Beetle disc brakes, Karmann
Ghia disc brakes, Bus disc
brakes, Type 3 disc brakes

113615273A • 311615273 •
113615273

01134



Brake pad mounting kit
Beetle/Karmann Ghia 1971
(VIN 112 2076 274) until
7.1972 (Ate), Type 3 until
7.1971 (Ate)

113698911A • 311615269 •
311615261

31245



Brake pad hardware kit
Type 3 8.1971 and later (Ate),
VW411 69 until 72

31241



Brake pad set
Type 3 8.1971 and later
(except for Sweden)

411698151

Group 615 : Disc brakes

01243



Brake pad set for Ate brake calipers
Beetle 1971 (VIN 112 2076 274) until 1972 (VIN 113 2013 626), Karmann Ghia 1971 (VIN 142 2076 274) until 1972 (VIN 143 2013 626), Type 3 until 7.1971

311698151D • 311698151

03927



Brake caliper seals (Ate calipers only) (Per Pair)
Beetle until 7.1972, Karmann Ghia until 7.1972, Bus until 1986 (VIN 2--G-120 000), Type 3

311615277

03289



Bolt brake calipers (4 pieces)
Beetle all years, Karmann Ghia all years, Type 3 until 7.1971

311615293


31246



Brake caliper rebuild kit for Ate calipers per side
Type 3 8.1971 and later

411698471

01248



Brake caliper A-quality left
Beetle 8.1966 and later, Karmann Ghia 8.1966 and later, Type 3 until 7.1971

113615107A

01249



Brake caliper A-quality right
Beetle 8.1966 and later, Karmann Ghia 8.1966 and later, Type 3 until 7.1971

113615108A

03448



Brake caliper B-quality (each)
Beetle 8.1966 and later, Karmann Ghia 8.1966 and later, Type 3 until 7.1971

311615107/108

31249



Brake caliper bolt locking tabs (Per Pair)
Beetle until 7.1972, Karmann Ghia until 7.1972, Type 3 until 7.1971

311615291

01294



Brake disc with Porsche PCD front (each)
Beetle until 9.1992, Karmann Ghia, Type 3 until 7.1971



Group 615 : Disc brakes

 01282



Brake disc front side (each)
Beetle until 9.1992, Karmann
Ghia, Type 3 until 7.1971

 05270



Brake disc front side (each)
Beetle 8.1966 until 7.1972,
Karmann Ghia 8.1966 until
7.1972, Type 3 8.1965 until
7.1971

 04282



Brake disc front side not
drilled (each)
Beetle until 9.1992, Karmann
Ghia, Type 3 until 7.1971

311405583A

 03291



Splash shield mounting kit
(12-part)
Beetle until 1993 (VIN 11-R-
054 481), Karmann Ghia, Bus
until 7.1979, Type 3

N102261 • N0102262 • N120131 •
N0420011

 31288



Pistons for Ate brake calipers
(Per Pair)
Type 3 except for vehicles
with reinforced disc brakes
(Sweden)

311615151



Bumpers, Chassis, Hand & Foot controls

Group 7



Group 700 : Frame

700 Frame

 31406



Shift coupler inspection
cover seal
Type 3

311705449

701

Frame head and Floor pan

 00564



Seal body to chassis A-quality
Beetle, Karmann Ghia, Type 3,
Thing

1137986151

 06275



Accelerator pedal hinge bracket
Beetle/Karmann Ghia 08.1957
until 1965 LHD/RHD 1965 and
later RHD, Type 3 until 1964
LHD/RHD 1964 and later RHD,
Thing RHD

111701535A

 04564



Tunnel drain valve
Beetle 8.1966 and later,
Karmann Ghia 8.1966 and
later, Type 3 8.1966 and later,
Thing

111701309

Group 707 : Bumpers (Beetle until 8.1974)

707

Bumpers (Beetle until 8.1974)

03086



Curved M8 spring washers (10 pieces)
Inner diameter: 8.1mm, Outer diameter: 22mm, Thickness: 1mm, Material: black galvanized steel

131821150

10019



Polished stainless steel bumpers (Per Pair)
Karmann Ghia 8.1971 and later, Type 3 8.1971 and later

315707103A • 311707303

00051



Chromed bumper, fog lights or stretcher bolts (6 pieces)
Beetle 8.1967 and later, Karmann Ghia, Bus 8.1973 and later, Type 3 8.1969 and later

113707191C

04052



Chromed stainless steel bumper or fog light bolts (Per Pair)
Beetle bumpers until 9.1952 and fog light 8.1974 until 1975, Bus bumpers front until 1958, front and rear 8.1967 until 7.1972 and rear 8.1972 until 7.1979, Type 3 bumpers 8.1969 and later

113707191

04051



Chromed stainless steel bumper, fog lights or stretcher bolts (6 pieces)
Beetle 8.1967 and later, Karmann Ghia, Bus 8.1973 and later, Type 3 8.1969 and later

113707191C

00511



Aluminum T-handle shift knob
all models and years

04663



Billet choke, light switch or ashtray knob (each)
Beetle 10.1952 until 7.1966, Karmann Ghia until 9.1957, Bus until 7.1966, Type 3 8.1963 until 7.1965

711

Heating flap cable, Selector mechanism, Brake lever



Group 711 : Heating flap cable, Selector mechanism, Brake lever

04515



Billet shift knob
all models and years

113941541

04656



Choke, light switch or ashtray
knob ivory (each)
Beetle 10.1952 until 7.1966,
Karmann Ghia until 9.1957,
Bus until 7.1966, Type 3
8.1963 until 7.1965

04655



Choke, light switch or ashtray
knob silver beige (each)
Beetle 10.1952 until 7.1966,
Karmann Ghia until 9.1957,
Bus until 7.1966, Type 3
8.1963 until 7.1965

113941541

04654



Choke, light switch or ashtray
knob black (each)
Beetle 10.1952 until 7.1966,
Karmann Ghia until 9.1957,
Bus until 7.1966, Type 3
8.1963 until 7.1965

111941541

00520



Classic Sport quick shifter
Beetle, Karmann Ghia, Type 3,
Thing

00508



Dual handle shifter
Beetle, Karmann Ghia, Type 3,
Thing

09790



Eliminator shifter
Beetle /Karmann Ghia, Type
3, Thing

03086



Curved M8 spring washers
(10 pieces)
Inner diameter: 8.1mm, Outer
diameter: 22mm, Thickness:
1mm, Material: black
galvanized steel

03720



Handbrake clip (Per Pair)
Beetle 8.1955 and later,
Karmann Ghia 8.1955 and
later, Type 3, Thing

131821150

N124601 • N0124601

Group 711 : Heating flap cable, Selector mechanism, Brake lever

00521



Handbrake handle kit chrome
Beetle 8.1955 until 12.1964,
Karmann Ghia until 12.1964,
Type 3 until 2.1965

113711305• 311711325• 111711329•
211711339• 113711333B• 111711335•
113711341• N124601

04524



Handbrake bearing pin
Beetle export models, VW 1300, VW
1500, 1302, 1303 and convertibles
8.1955 and later, Beetle standard
models and VW 1200 1962 (VIN 4
630 938) and later, Karmann Ghia all
models and years, Type 3 all models
and years, Thing all models and years

113711341• 281711341•
171711341

03721



Handbrake repair kit
Beetle, export models and
convertible 8.1955 until 7.1964,
standard models 1962 (VIN 4 630
938) until 7.1964, Karmann Ghia,
8.1955 until 7.1964, Type 3, until
7.1967

211711339• 111711329• 113711333B•
311711333• 113711333A• 111711341•
111711321• 111711323• 111711325• N124151

04521



Handbrake lever press button black
Beetle, Karmann Ghia, Bus
until 7.1967, Vanagon/T25,
Type 3, Thing

113711333A• 113711333B•
311711333•

00522



Handbrake cover aluminum
Beetle, Karmann Ghia, Type 3,
Thing

09762



Handbrake cover rose wood
Beetle, Karmann Ghia, Bus
until 7.1967, Type 3, Thing

04709



Handbrake cable compensator bracket
Beetle 1964 and later,
Karmann Ghia 1964 and later,
Type 3 1964 and later, Thing

111711331

04708



Handbrake cable nuts (Per Pair)
Beetle 1964 (VIN 115 400 119)
and later, Karmann Ghia 1964
(VIN 145 400 119) and later, Bus
8.1967 until 7.1971, Vanagon/
T25, Type 3 1964 (VIN 315 144
906) and later, Thing

111711349

05708



Handbrake boot blue
Beetle 8.1967 and later
all models, Karmann Ghia
8.1967 and later, Type 3
8.1967 and later, Thing



Group 711 : Heating flap cable, Selector mechanism, Brake lever

 00708



Handbrake boot black
Beetle 8.1967 and later
all models, Karmann Ghia
8.1967 and later, Type 3
8.1967 and later, Thing

311711461

 04519



Handbrake spring
Beetle, Karmann Ghia, Bus
until 7.1967, Type 3, Thing

111711329

 04265



Wooden shift knob with shift
pattern
Beetle 8.1967 and later,
Karmann Ghia 8.1967 and
later, Type 3, Bus 8.1967 until
7.1979, Thing

 05242



Classic shift knob black with
shift pattern
Beetle 8.1967 and later,
Karmann Ghia 8.1967 and
later, Bus 8.1967 and later,
Type 3, Thing

 09760



Rosewood shift knob with
FLAT 4 GT emblem
Beetle 1961 (VIN 4 289 952)
and later, Karmann Ghia 1961
(VIN 4 289 952) and later,
Bus 8.1967 and later, Type 3,
Thing

 01409



Shift coupler/shift selector
fork bolt M8 x 14 (each)
Beetle, Karmann Ghia, Bus
until 7.1979, Type 3, Thing

211711189A• 443711189A•
111711189

 01407



Shift rod bushing
Beetle 1960 (VIN 3 140 046)
and later, Karmann Ghia 1960
(VIN 3 140 046) and later, Bus
until 1965 (VIN 216 028 111),
Type 3, Thing

111701259A

 01428



Shift rod bushing retaining ring
Beetle 1960 (VIN 3 140 046) and
later, Karmann Ghia 1960 (VIN
3 140 046) and later, Bus until
1965 (VIN 216 028 111), Type 3,
Thing

111701263

 01405



Shift coupler
Beetle standard models until
1963 (VIN 5 911 560), export
models until 1964 (VIN 115 247
528), Karmann Ghia until 1963
(VIN 5 911 560), Bus until 7.1967,
Type 3 until 7.1963

111711175B

Group 711 : Heating flap cable, Selector mechanism, Brake lever

01406



Shift coupler

Beetle standard models 1963 and later (VIN 5 911 561), export models 1963 and later (VIN 115 247 529), Karmann Ghia 1963 and later (VIN 5 911 561), Bus 8.1967 until 7.1979, Type 3 8.1963 and later, Thing all years

311798211 • 311711239 • 311711243 • 111711189 • 311711233 • 311711211 • 311711227 • 311711235A

06406



Shift coupler rubber inserts (Per Pair)

Beetle standard models 1963 and later (VIN 5 911 561), export models 1963 and later (VIN 115 247 529), Karmann Ghia 1963 and later (VIN 5 911 561), Bus 8.1967 until 7.1979, Type 3 8.1963 and later, Thing all years

311711233

03806



Shift coupler Urethane

Beetle 1964 and later (export models 1963 and later), Karmann Ghia 1963 and later, Bus 8.1967 until 7.1979, Type 3 8.1963 and later, Thing

311798211

00510



Quick shift kit (only manual transmission)

Beetle, Bus until 7.1979, Karmann Ghia, Type 3, Thing

00513



T-handle shifter

Beetle, Karmann Ghia, Type 3, Thing

00507



Trigger shifter

Beetle, Karmann Ghia, Type 3, Thing

05525



Trigger shifter shift lever boot
Replacement for Trigger Shifter #507 and #20509

00525



Trigger shifter replacement boot
Replacement for Trigger Shifter #507 and #20509

00514



Gearshift lever stop plate (manual transmissions)
Beetle, Bus until 7.1979, Karmann Ghia, Thing

111711149



Group 711 : Heating flap cable, Selector mechanism, Brake lever

06515



Gearshift lever pressure spring
Beetle 10.1952 and later,
Karmann Ghia, Type 3 8.1970
and later, Thing

111711145B

00964



Shift knob with EMPI emblem
black vinyl
all models and years

00265



Shift knob with shift pattern
black vinyl
all models with 4 speed
transmission

30540



Shift knob black
Type 3

311711141

05352



Shift knob black with
Wolfsburg emblem
Beetle 8.1967 and later,
Karmann Ghia 8.1967 and
later, Bus 8.1967 and later,
Type 3, Thing

00738



Heater lever stop plates (Per
Pair)
Beetle 8.1964 and later,
Karmann Ghia 8.1964 and
later, Type 3 8.1966 and later,
Thing 2.1974 and later

131711665

00702



Heating lever resistance discs
(4 pieces)
Beetle 8.1964 and later,
Karmann Ghia 8.1964 and
later, Type 3 8.1966 and later,
Thing 2.1974 and later

111711749A

00933



Heater cable sleeve boots
(Per Pair)
Beetle 8.1964 and later,
Karmann Ghia 8.1964 and
later, Type 3, Thing with heat
exchangers

113711691

07451



Heater knob roll pin stainless
steel
Beetle 10.1952 until 7.1964,
Karmann Ghia until 7.1964,
Bus until 7.1967, Type 3 until
7.1963

N133281

Group 711 : Heating flap cable, Selector mechanism, Brake lever

01086



Heater cable mounting kit (each)
Beetle, Karmann Ghia, Bus with aircooled engine, Type 3, Thing civil

111298101A

07450



Heater cable dowel pin stainless steel
Beetle 10.1952 until 7.1964, Karmann Ghia until 7.1964, Bus until 7.1967, Type 3 until 7.1963

N132161

01151



Heater cable universal
Beetle 8.1964 and later, Karmann Ghia 8.1964 and later, Type 3 1964 (VIN 315 048 102) and later, Thing

00928



Heater cable for vehicles with IRS
Beetle with carburetor engine 8.1972 and later, Karmann Ghia 8.1972 and later, Type 3 8.1966 and later, Thing 2.1974 and later

133711717 • 311711707C

00729



Knob heater control ivory
Beetle 10.1952 until 7.1964, Karmann Ghia until 7.1964, Bus 1952 (20-014 685) until 7.1967, Type 3 until 7.1963

113711623A

04725



Heater control knob red (each)
Beetle 8.1964 and later, Karmann Ghia 8.1964 and later, Type 3 8.1966 and later, Thing (civilian)

131711741A

03729



Knob heater control black
Beetle 10.1952 until 7.1964, Karmann Ghia until 7.1964, Bus 1952 (20-014 685) until 7.1967, Type 3 until 7.1963

113711623A

00725



Heater control knob black (each)
Beetle 8.1964 and later, Karmann Ghia 8.1964 and later, Type 3 8.1966 and later, Thing (civilian)

131711741B

04508



Wolfsburg Edition shift knob
all models and years



04509



Wolfsburg Edition piston style shift knob
all models and years

713 Selector mechanism automatic

20666



Indicator lights, switches and dashboard instrument lighting bulbs 12V (Per Pair)
Type: T5, Base: W2, Color: clear, voltsage: 12V, Power: 1.2 Watt

N0177512• N177512

721 Feet control system

00252



Big Foot accelerator pedal cover
Beetle 8.1957 and later,
Karmann Ghia 8.1957 and later, Type 3, Thing, Vanagon/
T25

04523



Billet aluminum roller pedal
Beetle 1.1966 and later,
Karmann Ghia 1.1966 and later, Type 3 1964 and later, Thing, (older years use cable #916)

Group 721 : Feet control system

03866



Retaining springs (4 pieces)
Cooling flaps Type-1 engines,
Accelerator pedal mechanism Beetle
8.1957 until 1966 (VIN 116 851 649),
Bus until 7.1972, Type-3 until 1964
(VIN 315 048 101), Heater and fresh
air cables and rods Bus 8.1967 until
7.1979

211259283

30913



Throttle inner cable
Type 3 8.1965 and later

311721555G

30914



Throttle inner cable
Type 3 until 1964 (VIN 315
048 101)

311721555

04276



Gas pedal
Beetle 8.1957 until 1965 (VIN
116 460 613) LHD, Karmann
Ghia 8.1957 until 1965 (VIN
116 460 613) LHD, Type 3 until
1964 (VIN 315 048 101) RHD

111721507B

06276



Accelerator pedal (metal)
Beetle 1965 (VIN 116 460 614)
and later LHD, Karmann Ghia
1965 (VIN 116 460 614) and later
LHD, Type 3 1964 (VIN 315 048
102) and later LHD, Thing LHD

111721507E

04275



Accelerator pedal lever LHD
Beetle 1965 (116 460 614)
and later, Karmann Ghia 1965
(145 460 614) and later, Type
3 1964 (315 048 102) and
later, Thing

311721509A

03475



Accelerator repair kit
Beetle 8.1957 until 1965
(116460613), Karmann
Ghia 8.1957 until 1965
(145460613), Type 3 until
1964 (315048101)

**111721517• 721525A• 111721619•
211259283• 111721615**

03476



Accelerator repair kit
Beetle 1965 (116 460 614)
and later, Karmann Ghia 1965
(145 460614) and later, Type 3
1964 (315 048 102) and later,
Thing

**N0115572• N115572• 311721521•
111721517• 111721525A• 311721619**

03474



Accelerator pedal hinge pin
Beetle 8.1957 and later,
Karmann Ghia 8.1957 and
later, Type 3, Thing

111721525B



Group 721 : Feet control system

 03086



Curved M8 spring washers
(10 pieces)
Inner diameter: 8.1mm, Outer
diameter: 22mm, Thickness:
1mm, Material: black
galvanized steel

131821150

 02143



Cable connector
Throttle cable Type-1 engines 25hp, 30hp,
1200cc, 1500 and 1600cc all, 1300cc with
engine code E 1965 (E 0 002 921) and
later and with engine code F 1965 (F 0
429 814) and later, Type-3 engines until
7.1965, Cool air flap rod Type-3 1963
(engine code 255 340) and later

111129921• N102052•
N0102052

 30902



Clutch inner cable
Type 3 until 1965 (VIN 315
125 560)

311721335

 30903



Clutch inner cable
Type 3 1965 (VIN 315 125
561) and later

311721335A

 00909



Clutch cable guide (outer cable)
Beetle until 7.1971, 1973 (VIN 114
2398 011) until 1974 (VIN 114 2663
259), Karmann Ghia until 7.1971,
1973 (VIN 144 2398 011) until 1974
(VIN 144 2663 259), Bus until 7.1967,
Type 3 all years, Thing until 7.1971

311721361

 03272



Pedal stop plate
Beetle RHD until 1966 (VIN 116 851
649), LHD 1966 (VIN 116 851 650) and
later, Karmann Ghia RHD until 1966
(VIN 146 851 649), LHD 1966 (VIN 146
851 650) and later, Type 3, all models
8.1970 and later, Thing, all models
and years

113721231E

 06907



Clutch cable adjustment nut
(each)
Beetle until 1965 (VIN 115 685
586), Karmann Ghia until 1965
(VIN 145 685 586), Bus until 1965
(VIN 295 134 682), Type 3 until
1965 (VIN 315 158 979)

111721349A

 00907



Clutch cable wing nut
Beetle 1965 (VIN 115 685 587)
and later, Karmann Ghia 1965
(VIN 145 685 587) and later, Bus
1965 (VIN 215 134 683) until
12.1982, Type 3 1965 (VIN 315
158 980) and later, Thing

131721349

 03909



Clutch cable, handbrake cable and
roof turn signal light grommet (each)
Clutch cable Beetle, Karmann Ghia,
Bus, Type 3 until 7.1967, Thing,
Handbrake cable Bus 5.1960 until
7.1979, Roof turn signal lights Bus
8.1976 until 7.1979

211721365A• 111721365

Group 721 : Feet control system

04266



Clutch pedal

Beetle 1966 (VIN 116 851 650) and later LHD, Karmann Ghia 1966 (VIN 146 851 650) and later LHD, Type 3, Thing

113721315C

04271



Clutch pedal shaft

Beetle LHD 1971 (VIN 112 2076 467) and later, Karmann Ghia LHD 1971 (VIN 142 2076 467) and later, Type 3 LHD 9/1971 and later, Thing 8.1971 and later

111721305B

00258



Gas pedal pad

Beetle 8.1957 and later (not applicable to plastic gas pedal), Karmann Ghia, Type 3, Thing

113721647A

00256



Pedal pads brake/clutch (Per Pair)

Beetle, Karmann Ghia, Bus until 7.1967, Type 3, Thing

311721173A

00270



Pedal assembly

Beetle 8.1965 (VIN 116 460 614) and later LHD, Karmann Ghia 1965 (VIN 146 460 614) and later LHD, Type 3 1964 (VIN 315 048 102) and later LHD, Thing LHD

111721305C• 113721071C• 131721163• 113721141D• N0124241• 113721315C

04270



Brake pedal

Beetle/Karmann Ghia 5.1966 and later, Type 3 8.1964 and later, Thing

113721141D

03273



Brake pedal spring

Beetle 1966 (VIN 116 851 650) and later (LHD), Karmann Ghia 1966 (VIN 146 851 650) and later (LHD), Type 3 8.1964 and later (LHD), Thing (LHD)

131721163

00250



Roller pedal black

Beetle 1.1966 and later, Karmann Ghia 1.1966 and later, Type 3 1964 (VIN 315 048 102) and later, Thing, (older years use cable #916)

00916



Universal throttle inner cable kit

Beetle with carburetor engine, Karmann Ghia, Bus until 7.1969, Type 3, Thing



Group 721 : Feet control system

04256



Chromed clutch and brake pedal pads (Per Pair)
Beetle, Karmann Ghia, Bus until 7.1967, Vanagon/T25, Type 3, Thing

00254



Chrome pedal cover set (3-part)
Beetle 8.1957 until 7.1977, Karmann Ghia 8.1957 and later, Type 3, Thing

00253



Brake pedal pad automatic
Beetle until 7.1970, Karmann Ghia until 7.1970, Type 3 until 7.1970 LHD+RHD, 8.1970 and later RHD

311723173

00255



Brake pedal pad automatic
Beetle 8.1970 and later, Karmann Ghia 8.1970 and later, Type 3 8.1970 and later LHD

311723173A

723

Brake pedal, Throttle cable Automatic



Bodywork, Interior

Group 8




Group 800 : Repair panels

800


Repair panels

 00899



Universal panel 1000 x 500 x
0.8 mm

 04899



Universal panel 1000 x 500 x
1.25 mm

809

Side repair panels

 03939



Fuel filler lid spring
Beetle 8.1967 until 7.1968
and 8.1972 and later,
Karmann Ghia 8.1967 until
7.1968, Type 3 until 7.1968

111809931

 00767



Glove box/fuel flap stops (Per
Pair)
Beetle glove box (cars without
dashboard cover), Beetle fuel
flap 8.1967 and later, Bus fuel
flap until 7.1979, Type 3 fuel flap
all years

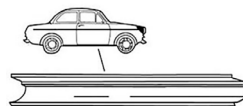
111857145 • 111857145A •
N0200291

 30851



Rocker panel complete right
Type 3

 30863



Rocker overlap panel (door
recess) right
Type 3

 30850



Rocker panel complete left
Type 3

Group 809 : Side repair panels

 30852



Heater channel with heater tube left
Type 3

311809511A • 311809511A

 30853



Heater channel with heater tube right
Type 3

311809512B • 315809512B

813

Boot floor, Rear panels, Rear corners

 37870



Engine compartment lid seal
Type 3

311813133A

817

Roof

 03488



Luggage rack straps brown leather (Per Pair)

 03486



Luggage rack straps camel colour leather (Per Pair)



Group 819 : Heating , Ventilation system

819

Heating , Ventilation system

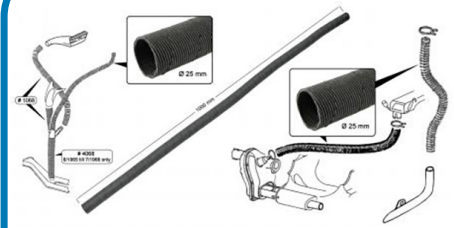
04156



Knob (each)
fresh air controls Beetle 1200, 1300, 1500, 1302 8.1967 and later (models without dash cover), Beetle 1303, Karmann Ghia 8.1971 and later, Type 3 8.1967 and later, glove box Beetle 1200, 1300, 1500, 1302 8.1967 and later, Beetle 1303 until 7.1973, Karmann Ghia 8.1967 and later, Bus 8.1967 until 7.1979, Type 3 8.1967 and later, airco Vanagon/T25 8.1983 until 7.1984

113819661F • 113819661C

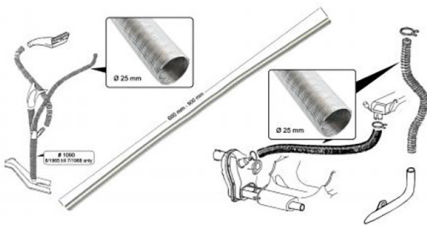
01016



Air cleaner/heater hose
cardboard Ø 25 x 1000 mm
A/C Beetle/Type 3
1.1963 until 1967, heater
1200/1300/1500/1302 8.1970

211255359

01096



Air cleaner/heater hose
aluminum Ø25 x 600-900
mm
A/C Beetle/Type 3
1.1963 until 1967, heater
1200/1300/1500/1302 8.1970

00780



Vent rear defogger white (6
pieces)
Beetle VW1300 and 1302 8.1971
and later, VW1200 8.1973 and
later, Type 3 Notchback until
7.1965, Fastback all years

**311819467581 • 311819465A •
311819465**

00087



Vent rear defogger black (6
pieces)
Beetle VW1300 and 1302 8.1971
and later, VW1200 8.1973 and
later, Type 3 Notchback until
7.1965, Fastback all years

31181946701C

04153



Fresh air knob bushings (Per
Pair)
Beetle 1200-1300-1500-1302,
Karmann Ghia 8.1971 and
later, Type 3

113819607

03411



Cool air fan motor switch
Beetle 1200-1302 (1303
model knob different), Type
3

**113959511 • 113959529 •
113959513A**

Group 821 : Fenders, Running boards

821

Fenders, Running boards

33315



Seal between rear fender underside and body (Per Pair)
Type 3

311821331C

00182



Headlight housing left
Beetle 8.1967 and later, Bus 8.1967 until 7.1979 (with modification), Type 3, Thing

311821121B

00790



Headlight bowl or inner fender drain tubes (Per Pair)
Headlight bowls, Beetle 8.1959 until 1966 (VIN 116 809 563), Rear inner fenders, Type 3 notchback and fastback

111941187

00183



Headlight housing right
Beetle 8.1967 and later, Bus 8.1967 until 7.1979 (with modification), Type 3, Thing

311821122B

03767



Rubber stops (8 mm) on several places used (Per Pair)
Beetle, Karmann Ghia, Type 3, Bus until 7.1979, Thing

N0200223 • N200021 • N200223

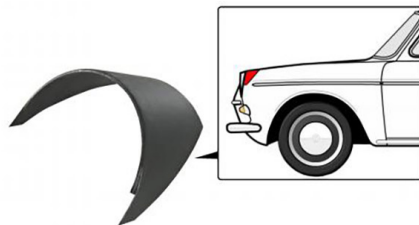
00943



Stainless steel front valance or rear fender hole cover kit (2-part)
front valance, Beetle VW1200, VW1300 and VW1500 8.1967 and later, rear fenders, Type 3

311821335A • 111805673 • N110052 • N01100517 • N122251 • N0122253

30803



Fender repair panel above headlight left/right (each)
Type 3 all models

33310



Fender beading kit black
Type 3 Notchback

311821705A041 • 311821705B041 • 311821706A041 • 311821706B041 • 311821715A041 • 311821716A041



Group 821 : Fenders, Running boards

33311



Fender beading kit black
Type 3 Fasback and
Squareback

311821705A041• 311821705B041•
311821706A041• 311821706B041•
361821715A041• 361821715A041

823

Bonnet and relatives

00768



Stop buffer
Beetle engine lid 8.1966 and later,
Karmann Ghia boot lid 1966 (VIN 146
971 719) and later, Type 3 boot lid
front 1963 (VIN 209 893) and later,
Thing boot lid, Vanagon/T25 clutch
pedal until 12.1982 (only for vehicles
with a mechanical clutch)

311823499A• 867827500A

03799



Wire grommets (Per Pair)
Beetle, Karmann Ghia, Bus
8.1967 and later, Type 3,
Thing

111971911A• 1119719112

10961



Trunk lid cable with ivory
knob
Beetle 1949 (VIN 1-102 948)
until 7.1967, Karmann Ghia
8.1966 until 7.1967, Type 3
until 7.1967

343823531A• 113823531

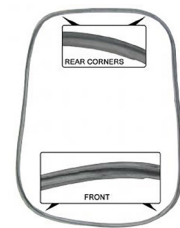
03962



Front hood release knob
Beetle 8.1968 and later,
Karmann Ghia 8.1967 and
later, Type 3 8.1968 and later

411823665

37850



Front hood seal
Type 3

311823703A

Group 823 : Bonnet and relatives

04177



Engine seal side tray retaining strip 335 mm (each)
Beetle, Karmann Ghia, Bus until 7.1971, Type 3 8.1963 until 7.1964 (only used for hood support retainer), Thing

111813169 • 133813169

827

Engine lid, rear hood and relatives

37862



Rear hood seal
Type 3 squareback

361827705

30827



Tailgate lock seal
Type 3 Notchback

311827523A

08601



Automatic fire extinguishing system
Beetle, Type 3

03086



Curved M8 spring washers
(10 pieces)
Inner diameter: 8.1mm, Outer diameter: 22mm, Thickness: 1mm, Material: black galvanized steel

131821150

23448



Tailgate side guide plates on the body (Per Pair)
Bus 8.1963 until 1971 (VIN 291 2168 836), Type 3 Squareback

361827185A



Group 827 : Engine lid, rear hood and relatives

 23447



Tailgate side guide plates on the tailgate (Per Pair)
Bus 8.1963 until 1971 (VIN 291 2168 836), Type 3 Squareback

361827195

 33312



Tail gate lock gasket (each)
Bus Delivery Van, Kombi, Microbus 9 seater, Microbus Deluxe 9 seater, 8.1963 until 7.1967, Type 3 Squareback, Vanagon/T25 until 8.1983 (VIN 2--E-005 433)

361827527

 03699



Uncut key (M profile)
Beetle doors and ignition switch 8.1970 until 1983 (VIN 11 E 003 117), engine lid 8.1970 until 11.1985, Karmann Ghia 8.1970 and later (used for all locks), Type 3 doors and ignition switch 8.1970 and later, rear hatch all years (only squareback)

111837219AS92

831

Doors, Repair panels, Seals

 37839



Door seal A-quality left
Type 3

311831711F

 37840



Door seal A-quality right
Type 3

311831712F

 37838



Door seals B-quality (Per Pair)
Type 3

311831711F• 311831712F

 00715



Plugs door hinge black (4 pieces)
Beetle 1967 (VIN 117 496 034) and later, Karmann Ghia 1967 (VIN 148 397 900) until 7.1970, Type 3

311831439A043

Group 837 : Door parts, Keys

837

Door parts, Keys

00719



Seals door handle (4 pieces)
Beetle 8.1967 and later,
Karmann Ghia 8.1967 and
later, Type 3 8.1967 and later

111837209B• 111837211C

50610



Sound absorber self-adhesive
250 x 450 x 2.4 mm (each)
Beetle, Karmann Ghia,
Vanagon/T25, Type 3, used
on several places

323863950• 111837807A•
111837807C

04500



Billet door pull locks (Per Pair)
Beetle 8.1966 and later,
Karmann Ghia 8.1966 and
later, Bus 8.1967 until 7.1968
and 8.1973 and later, Type 3
8.1966 and later

04505



Billet window winders (Per
Pair)

04674



Inner door handle seal (each)
Beetle 8.1966 and later,
Karmann Ghia 8.1963 and
later, Bus 8.1967 and later,
Type 3

171837241• 111837341

04671



Door pull trim frame chrome (each)
Beetle sedan 8.1966 and later,
convertible 8.1966 until 7.1970 and
8.1973 and later, Karmann Ghia
8.1963 until 7.1970, Bus 8.1967
until 7/1968 and 8.1973 until
7.1979, Type 3 all years

113837239A• 113837239B

04667



Insert door latch cover plate silver
beige (Per Pair)
Beetle sedan 8.1966 and later,
convertible 8.1966 until 7.1970 and
8.1973 and later, Karmann Ghia
8.1963 until 7.1970, Bus 8.1967 until
7/1968 and 8.1973 and later, Type 3
all years

311837247466

04672



Insert door latch cover plate black
(Per Pair)
Beetle sedan 8.1966 and later,
convertible 8.1966 until 7.1970 and
8.1973 and later, Karmann Ghia
8.1963 until 7.1970, Bus 8.1967 until
7/1968 and 8.1973 and later, Type 3
all years

31183724701C• 311837247043



Group 837 : Door parts, Keys

 04673



Door pull trim frame black (Per Pair)
Beetle sedan 8.1966 and later,
convertible 8.1966 until 7.1970 and
8.1973 and later, Karmann Ghia
8.1963 until 7.1970, Bus 8.1967 until
7/1968 and 8.1973 until 7.1979,
Type 3 all years

111837239B

 03423



Door lock mechanism left
Beetle sedan 8.1967 and
later, convertible 8.1967 until
7.1970 and 8.1973 and later,
Type 3 8.1967 and later

111837015G• 111837015F•
151837015B

 03424



Door lock mechanism right
Beetle sedan 8.1967 and
later, convertible 8.1967 until
7.1970 and 8.1973 and later,
Type 3 8.1967 and later

111837016G• 111837016F•
151837016B

 04623



Door lock mechanism oil
hole plugs (Per Pair)
Beetle 8.1966 and later, Type
3 8.1966 and later

111837111C

 03812



Door pull lock collar (Per Pair)
Beetle 8.1966 and later,
Karmann Ghia 8.1966 and
later, Bus 8.1967 until 7.1968
and 8.1973 until 7.1979, Type
3 8.1966 and later

111837355• 171837355

 00527



Custom door pull locks (Per
Pair)
Beetle 8.1966 and later,
Karmann Ghia 8.1966 and
later, Bus 8.1967 until 7.1968
and 8.1973 and later, Type 3
8.1966 and later

 09748



Rose wood door pull locks
(Per Pair)
Beetle 8.1966 and later,
Karmann Ghia 8.1966 and
later, Bus 8.1967 until 7.1968
and 8.1973 and later, Type 3
8.1966 and later

 07512



Stock door pull locks (Per Pair)
Beetle 8.1966 and later,
Karmann Ghia 8.1966 and
later, Bus 8.1967 until 7.1968
and 8.1973 until 7.1979, Type
3 8.1966 and later

111837187B• 171837187

 03435



Door pullers universal

Group 837 : Door parts, Keys

03362



Door check rod stops (Per Pair)
Beetle 8.1961 and later, Type 3, Thing

311837261

03699



Uncut key (M profile)
Beetle doors and ignition switch 8.1970 until 1983 (VIN 11 E 003 117), engine lid 8.1970 until 11.1985, Karmann Ghia 8.1970 and later (used for all locks), Type 3 doors and ignition switch 8.1970 and later, rear hatch all years (only squareback)

111837219AS92

03401



Window winder escutcheons (Per Pair)
Beetle 8.1967 until 7.1969, Karmann Ghia 8.1967 until 7.1969, Bus 8.1967 until 7.1969 and Microbus Deluxe 8 seater 8.1969 and later, Type 3 8.1967 until 8.1971

311837595

03405



Window winder escutcheons (Per Pair)
Beetle 8.1969 until 12.1985, Karmann Ghia 8.1969 and later, Bus 8.1969 until 7.1979 (except Microbus Deluxe 8 seater), Vanagon/T25, Type 3 9.1971 and later

111837595 • 111837595A

00519



Custom window winders (Per Pair)
Beetle 8.1967 and later, Karmann Ghia 8.1967 and later, Bus 8.1967 and later, Type 3 8.1967 and later

111837581H

00518



Window winders full black (Per Pair)
Beetle VW1200 8.1967 until 7.1974, VW1300, VW1500, 1302 and 1303 8.1969 until 7.1974, Karmann Ghia 8.1969 and later, Bus 8.1967 until 7.1974 (except Microbus Deluxe 8 seater), Microbus Deluxe 8 seater 8.1973 until 7.1974, T3 9.1971 and later

111837581H

03421



Window winders black with chrome (Per Pair)
Beetle VW1300 and VW1500 8.1967 until 7.1969, Karmann Ghia 8.1967 until 7.1969, Bus all models 8.1967 until 7.1969, Microbus Deluxe 8 seater 8.1969 until 7.1973, Type 3 8.1967 until 8.1971

113837581D

00276



Window lift channels (Per Pair)
Beetle sedan 10.1952 until 7.1964, Type 3

111837571B

07145




Window regulator clip (Per Pair)
Beetle sedan 8.1955 until 7.1964, convertible front side 1961 (VIN 4 096 526) until 7.1964 and rear side 8.1964 and later, Karmann Ghia sedan and convertible 1961 (VIN 4 180 146) and later, Type 3 all models

111837507



Group 837 : Door parts, Keys

00333



Seal window lift channels
(Per Pair)
Beetle sedan all years, Beetle convertible until 7.1964 front and rear, Type 3, Bus 8.1967 and later

831837565 • 111837565C

00369



Felt channel mounting clips
(7 pieces)
Beetle sedan 8.1964 and later, Bus 8.1967 until 7.1979, Type 3

111837361


00351



Window felt channel for the top and rear side (Per Pair)
Beetle sedan 10.1952 and later, Bus 8.1967 until 7.1979, Type 3

111837439D

00343



Window felt channel for the front side (Per Pair)
Beetle sedan 8.1964 and later, Bus 8.1967 until 7.1979, Type 3 8.1965 and later

311837433A

07034



Window felt channel for the front side (Per Pair)
Beetle sedan 10.1952 until 7.1964, Type 3 until 7.1965

311837433

04360



Window felt channel and steering column cover plate retaining clips (Per Pair)
Window felt channel Beetle sedan 1958 (VIN 1 804 134) and later, Bus 8.1967 until 1974 (VIN 295 2030 080), Type 3, Steering column cover plate Beetle 1303

111837421

03440



Striker plate left
Beetle 8.1966 and later, Type 3 8.1966 and later

111837035E


03441



Striker plate right
Beetle 8.1966 and later, Type 3 8.1966 and later

111837036E

00370



Vent window antitheft locks (Per Pair)

Group 837 : Door parts, Keys

00282



Vent window rivets set (Per Pair)
Beetle sedan, Bus until 7.1979, Type 3

N136612• 111837637

00293



Vent window rivets (16 pieces)
, vent window locks Beetle sedan, Bus until 7.1979 (front and rear), Type 3, vent window frames Beetle sedan 8.1964 and later, Bus 8.1967 until 7.1979 (front and rear), Type 3

N137363• N0137363

05361



Vent window brake brackets (Per Pair)
Beetle sedan 8.1964 and later, Beetle convertible 1964 (VIN 115 031 111) and later, Bus 8.1967 until 7.1979 (only for the cabin doors), Type 3

311837683

06462



Vent window wind deflector amber transparent (Per Pair)
Beetle, Bus, Type 3

06461



Vent window wind deflector bleu transparent (Per Pair)
Beetle, Bus, Type 3

06465



Vent window wind deflector polished stainless steel (Per Pair)
Beetle, Bus, Type 3

06463



Vent window wind deflector green transparent (Per Pair)
Beetle, Bus, Type 3

06464



Vent window wind deflector clear transparent (Per Pair)
Beetle, Bus, Type 3

06460



Vent window wind deflector red transparent (Per Pair)
Beetle, Bus, Type 3



Group 837 : Door parts, Keys

 37842



Vent window seal left
Type 3

311837625A

 37843



Vent window seal right
Type 3

311837626A

 00288



Vent window lock left
Beetle sedan 8.1967 and
later, Bus 8.1967 until 7.1979,
Type 3 8.1971 and later

311837657A

 00289



Vent window lock right
Beetle sedan 8.1967 and
later, Bus 8.1967 until 7.1979,
Type 3 8.1971 and later


311837658A

 00350



Universal glue-in window
scrapers (4 pieces)
Length: 820mm, Height:
17mm

 03828



Universal window felt
channels (Per Pair)
Length: 1850mm, Width:
15mm, Height: 16mm

 05618



Spring behind door panel (Per Pair)
for door release Beetle until 7.1966,
Karmann Ghia until 7.1963, for
window winder Beetle all models
until 12.1977 (convertible only
front), Beetle 1303 1.1978 and later
(convertible only front), Karmann
Ghia, Type 3

111837229C

 04621



Spring door lock mechanism
(length 27 mm) (Per Pair)
Beetle 8.1966 until 7.1971,
Type 3 8.1966 until 7.1971

111837061A

 04622



Spring door lock mechanism
(length 32 mm) (Per Pair)
Beetle 8.1971 and later, Type
3 8.1971 and later

111837061C

Group 837 : Door parts, Keys

04670



Chromed inner door handles (Per Pair)

Beetle sedan 8.1966 and later, convertible 8.1966 until 7.1970 and 8.1973 and later, Karmann Ghia 8.1966 until 7.1970, Type 3 8.1966 and later

113837019 • 113837019B • 113837020 • 113837020B

00512



Chromed door pull locks with wooden knob (Per Pair)

Beetle 8.1966 and later, Karmann Ghia 8.1966 and later, Bus 8.1967 until 7.1968 and 8.1973 and later, Type 3 8.1966 and later

00501



Chromed with wood trimmed window cranks (Per Pair)

Beetle 8.1967 and later, Karmann Ghia 8.1967 and later, Bus 8.1967 and later, Type 3 8.1967 and later

00347



Upright vent window seals (Per Pair)

Beetle sedan 8.1964 and later, Type 3 8.1965 and later

311837465

04507



Wolfsburg Edition door pull locks (Per Pair)

Beetle 8.1966 and later, Karmann Ghia 8.1966 and later, Bus 8.1967 until 7.1968 and 8.1973 and later, Type 3 8.1966 and later

04506



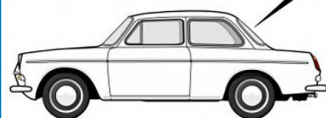
Wolfsburg Edition window winders chrome (Per Pair)

Beetle 8.1967 and later, Karmann Ghia 8.1967 and later, Bus 8.1967 and later, Type 3 8.1967 and later

845

Window glass, Seals

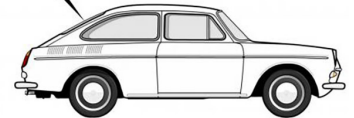
30309



Rear window seal deluxe (with molding groove)
Type 3 Notchback

311845521B

30311



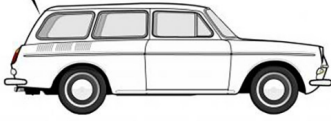
Rear window seal deluxe (with molding groove)
Type 3 Fastback

311845521C



Group 845 : Window glass, Seals

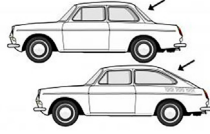
30312



Rear window seal deluxe
(with molding groove)
Type 3 Squareback

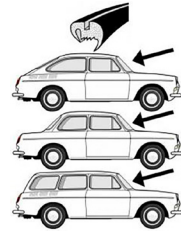
361845521A

37830



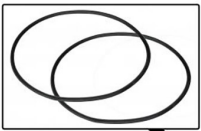
Cal-look rear Window seal
Type 3 Fastback and
Notchback

37800



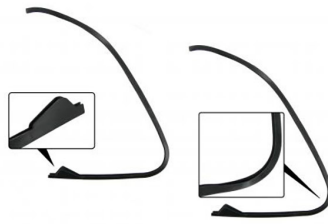
Cal-look front window seal
Type 3

37831



Cal-look side window seals
(Per Pair)
Type 3 Fastback

00283



Seal between glass and vent
window frame (Per Pair)
Beetle sedan 8.1964 and later

39000



Windscreen clear glass
Type 3

221845295A

311845101D

30301



Front window seal deluxe
(with molding groove)
Type 3

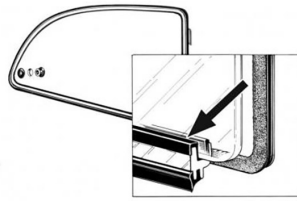
312845121F • 311845121D •
311845121B

Group 847 : Safari, pop-out, rear side windows

847

Safari, pop-out, rear side windows


 37817



Pop-out seal between frame and glass (Per Pair)
Type 3 Notchback and Squareback 1962 (VIN 28 883) and later

311847145B

 37818



Pop-out window seal on window frame (Per Pair)
Type 3 Notchback and Squareback 1962 (VIN 28 883) and later

361847137A

 03341



Pop out latch thru glass seals left and right (4-part)
Beetle 8.1964 and later, Karmann Ghia 8.1959 and later, Type 3 notch/squareback

113847205/207

 03340



Pop-out latch knob (each)
Beetle 8.1964 and later, Karmann Ghia 8.1959 and later, Type 3

311847245

 03342



Pop out latch mounting pins (Per Pair)
Beetle 8.1964 and later, Karmann Ghia 1963 and later, Type 3 Notchback and Squareback

311847229

853

Molding, Emblem, Body accessories

 20410



Rear hatch emblem "Volkswagen"
Bus 8.1963 until 7.1972, Type 3 Notchback and Fastback 1962 (VIN 95 100) until 7.1965

311853687

 00959



Chrome roof gutter trim (Per Pair)
Beetle sedan, Type 3



Group 853 : Molding, Emblem, Body accessories

00405



Trim panel/molding plug (48 pieces)
Beetle door panels all years, moldings 10.1952 until 7.1966, Type 3 door panels all years, moldings 8.1963 until 7.1966

113857219A

05355



Molding clips outer door scraper (14 pieces)
Beetle, Bus 8.1967 until 7.1979, Type 3

113853329

30354



Door window scraper with molding left
Type 3

311853321A

30355



Door window scraper with molding right
Type 3

311853322A

00445



HOTROD emblem

00444



STREETMACHINE emblem

00728



Emblem clips (5 pieces)
Beetle 1.1961 and later hood, side all years convertible, Karmann Ghia side, Type 3 hood, Thing hood

113853615

03959



Polished stainless steel roof gutter end pieces (4 pieces)
the roof cutter trim #0959 and #20959

00436



Enameled Wolfsburg emblem (each)
replacement for hubcap #2561, #2562 and #2563

Group 853 : Molding, Emblem, Body accessories

01168




License plate mounting set
Beetle, Karmann Ghia, Bus,
Type 3, Thing

00281



EMPI license plate holder
only for USA license plate

04168



License plate bracket front
Beetle 8.1967 and later (1200
8.1973 and later), Karmann
Ghia 8.1971 and later, Bus
8.1972 and later, Type 3
8.1969 and later, Thing

04307



License plate edge white
vinyl (each)
27.5 X 19.5 cm licence plates

04308



License plate edge white
vinyl (each)
44.5 X 10.5 cm licence plates

00440



Hood emblem "VW"
Beetle 1962 (VIN 5010448)
until 7.1972, Type 3 1962 (VIN
95100) until 7.1969, Thing


113853601B

05559



Ra-Bambus storage tray
name plate


00318



Chrome plastic window molding 250
cm (each)
Beetle 8.1971 and later, Bus 8.1971 until
7.1979 front and side window (with vent
window), Type 3 (rear and side window)
Notchback and Fastback 1972 (VIN 313
2067 284) and later, Type 3 Squareback
1972 (VIN 363 2067 284) and later

113853355F• 241853333B•
241853353B• 241853305B

00406




Molding clips body (34
pieces)
Beetle 10.1952 until 7.1966,
Type 3 8.1963 until 7.1966

113853585B



Group 853 : Molding, Emblem, Body accessories

00407



Molding clips body (36 pieces)
Beetle 8.1966 and later, Type 3 8.1966 and later

113853585C

30398



Rocker molding clips (14 pieces)
Type 3 8.1966 until 10.1970

311853587A

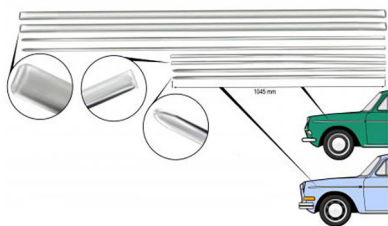
30400



Rocker molding clips (14 pieces)
Type 3 until 7.1966

311853589

30401



Molding kit (8-part)
Type 3 models without parking lights 8.1966 until 7.1969 (export models and USA), models with parking lights 8.1969 and later

311853507E• 311853509B• 311853515C• 311853555B

30403



Molding kit for vehicles with parking lights (8-part)
Type 3 8.1963 until 7.1966 (except export models and USA)

311853507B• 311853509A• 311853515B• 311853555A


30404



Molding kit for vehicles with parking lights (8-part)
Type 3 8.1966 until 7.1969 (except export models and USA)

311853507D• 311853509B• 311853515C• 311853555B

30405



Molding kit for vehicles without parking lights (8-part)
Type 3 export models and USA 8.1969 and later

311853507F• 311853509B• 311853515C• 311853555B

00954



Window seal molding clip (each)
Beetle 10.1952 until 7.1971, Bus 8.1967 until 7.1971, Type 3 8.1963 and later

113853309B(315853309)

04511



Fender flagpole (each)
Beetle, Type 3, Thing

Group 853 : Molding, Emblem, Body accessories

04300



Chromed aluminum license plate holder
Licence plate dimensions,
Length: 445mm, Width:
105mm

04302



Chromed aluminum license plate holder
Licence plate dimensions,
Length: 520mm, Width:
110mm

00410




Volkswagen manuscript emblem
universal emblem

857

Dashboard, Sun visor, Safety belt, Mirror

00568



5 panel custom interior mirror

04663



Billet choke, light switch or ashtray knob (each)
Beetle 10.1952 until 7.1966,
Karmann Ghia until 9.1957,
Bus until 7.1966, Type 3
8.1963 until 7.1965

03385



Exterior mirror A-quality
Stainless steel left
Beetle 8.1967 and later
sedan, Type 3 8.1967 and
later

113857513D

03386



Exterior mirror A-quality
Stainless steel right
Beetle 8.1967 and later
sedan, Type 3 8.1967 and
later

113857514D

00385



Exterior mirror B-quality
chrome casted left
Beetle 8.1967 and later
sedan, Type 3 8.1967 and
later

113857513D



Group 857 : Dashboard, Sun visor, Safety belt, Mirror

00386



Exterior mirror B-quality chrome casted right
Beetle 8.1967 and later sedan, Type 3 8.1967 and later

113857514D

00467



Baby turbo exterior mirror (each)

00349



Bullet exterior mirror chrome (each)

00462



Exterior mirror C-quality chromed steel left
Beetle 8.1967 and later sedan, Type 3 8.1967 and later

00463



Exterior mirror C-quality chromed steel right
Beetle 8.1967 and later sedan, Type 3 8.1967 and later

30385



Exterior mirror Stainless steel left
Type 3 until 7.1967

311857501A

30386



Exterior mirror Stainless steel right
Type 3 until 7.1967

311857502A


20475



Exterior mirror base plastic seal (Per Pair)
Bus 8.1967 until 7.1979, Type 3, Thing

311857543

04656



Choke, light switch or ashtray knob ivory (each)
Beetle 10.1952 until 7.1966, Karmann Ghia until 9.1957, Bus until 7.1966, Type 3 8.1963 until 7.1965

113941541

Group 857 : Dashboard, Sun visor, Safety belt, Mirror

04655



Choke, light switch or ashtray knob silver beige (each)
Beetle 10.1952 until 7.1966,
Karmann Ghia until 9.1957,
Bus until 7.1966, Type 3
8.1963 until 7.1965

113941541

04654



Choke, light switch or ashtray knob black (each)
Beetle 10.1952 until 7.1966,
Karmann Ghia until 9.1957,
Bus until 7.1966, Type 3
8.1963 until 7.1965

111941541

32670



Dash pad
Type 3 8.1970 and later *

311857205E

00515



Glove box lock with keys
Beetle VW 1200, VW 1300, VW
1500, 1302 8.1967 and later,
1303 until 7.1973, Karmann Ghia
8.1967 and later, Bus 8.1971 until
7.1979, Type 3 8.1967 and later

133857131 • 113857131

00517



Glove box organizer
Beetle 8.1957 until 7.1964,
Type 3 until 7.1968, Thing all
years

00526



Glove box lock with keys
Beetle sedan 10.1952 until
7.1967, Karmann Ghia sedan
until 7.1967, Type 3 1963 (VIN
174 773) until 7.1967

09715



EMPI style dash knob
Beetle 10.1952 until 7.1967,
Karmann Ghia until 7.1967,
Type 3 until 7.1967

111000120

00743



Glove box lock without keys
Beetle sedan 10.1952 until
7.1967, Karmann Ghia sedan
until 7.1967, Type 3 1963 (VIN
174 773) until 7.1967

111857131

09697



Glove box finger pull lever
chromed stainless steel
Beetle 10.1952 until 7.1967,
Karmann Ghia until 7.1967,
Type 3 until 7.1967



Group 857 : Dashboard, Sun visor, Safety belt, Mirror

03416



Assist strap bracket with coat holder (Per Pair)

Beetle sedan 1966 (VIN 117 290 085) and later, Type 3 1966 (VIN 317 080 001) and later, Vanagon/T25 Ambulance

113857635C

00099



Assist strap bracket underlay (Per Pair)

Beetle 8.1967 and later, Type 3 8.1967 and later, Vanagon/T25

113857639A

00089



Assist strap kit white (Per Pair)

Beetle sedan 8.1967 and later, Type 3 8.1967 and later, Vanagon/T25 Ambulance

113857611E581 • 113857611D581 • 113857637B581 • 113857723

00088



Assist strap kit black (Per Pair)

Beetle sedan 8.1967 and later, Type 3 8.1967 and later, Vanagon/T25 Ambulance

113857611E01C • 113857637B01C • 113857723

03069



Lap seat belt black (each)

Beetle 8.1964 and later, Karmann Ghia 8.1964 and later, Bus 8.1966 and later, Type 3 6.1964 and later, Thing

03080



Lap seat belt with Wolfsburg emblem beige (Per Pair)

Beetle 8.1964 and later, Karmann Ghia 8.1964 and later, Bus 8.1966 and later, Type 3 6.1964 and later, Thing

03081



Lap seat belt with Wolfsburg emblem grey (Per Pair)

Beetle 8.1964 and later, Karmann Ghia 8.1964 and later, Bus 8.1966 and later, Type 3 6.1964 and later, Thing

03082



Lap seat belt with Wolfsburg emblem red (Per Pair)

Beetle 8.1964 and later, Karmann Ghia 8.1964 and later, Bus 8.1966 and later, Type 3 6.1964 and later, Thing

03079



Lap seat belt with Wolfsburg emblem black (Per Pair)

Beetle 8.1964 and later, Karmann Ghia 8.1964 and later, Bus 8.1966 and later, Type 3 6.1964 and later, Thing

Group 857 : Dashboard, Sun visor, Safety belt, Mirror

04156



Knob (each)

fresh air controls Beetle 1200, 1300, 1500, 1302 8.1967 and later (models without dash cover), Beetle 1303, Karmann Ghia 8.1971 and later, Type 3 8.1967 and later, glove box Beetle 1200, 1300, 1500, 1302 8.1967 and later, Beetle 1303 until 7.1973, Karmann Ghia 8.1967 and later, Bus 8.1967 until 7.1979, Type 3 8.1967 and later, airco Vanagon/T25 8.1983 until 7.1984

113819661F • 113819661C

03076



Retractable 3-point seat belt beige (each)

Beetle 8.1964 and later (use also #3074), Karmann Ghia 8.1964 and later, Bus 8.1966 until 7.1967, 8.1967 until 7.1979 (use also #23072 or #23073), 8.1979 and later, Type 3 6.1964 and later, Thing all years

03073



Retractable 3-point seat belt grey (each)

Beetle 8.1964 and later (use also #3074), Karmann Ghia 8.1964 and later, Bus 8.1966 until 7.1967, 8.1967 until 7.1979 (use also #23072 or #23073), 8.1979 and later, Type 3 6.1964 and later, Thing all years

03072



Retractable 3-point seat belt red (each)

Beetle 8.1964 and later (use also #3074), Karmann Ghia 8.1964 and later, Bus 8.1966 until 7.1967, 8.1967 until 7.1979 (use also #23072 or #23073), 8.1979 and later, Type 3 6.1964 and later, Thing all years

00573



Retractable 3-point seat belt black (each)

Beetle 8.1964 and later (use also #3074), Karmann Ghia 8.1964 and later, Bus 8.1966 until 7.1967, 8.1967 until 7.1979 (use also #23072 or #23073), 8.1979 and later, Type 3 6.1964 and later, Thing all years

03071



Static 3-point seat belt black (each)

Beetle 8.1964 and later, Karmann Ghia 8.1964 and later, Bus 8.1966 and later, Type 3 6.1964 and later, Thing

03065



Static 3-point seat belt cover, upper side (Per Pair)

Beetle until 1971, Karmann Ghia until 1971, Type 3 until 1972

111857719C

03085



Seat belt retractor (2 point belts) (each)

111857727

03084



Seat belt adapter plugs (Per Pair)

Beetle 8.1961 until 7.1964, Karmann Ghia 8.1961 until 7.1964, Bus 8.1963 until 7.1966, Type 3 until 5.1964



Group 857 : Dashboard, Sun visor, Safety belt, Mirror

04573

Geen afbeelding beschikbaar
No image available
Image non disponible



Seat belt extender (each)
Minimum extension: 11 cm,
Maximum extension: 44 cm

23074



Seat belt bracket mounting
nuts (Per Pair)
Thread size: 7/16 UNF,
Thickness: 9.47mm, Wrench
size: 11/16

00237



Sun visor clips cloud white
(Per Pair)
Beetle 1966 (VIN 117 408
151) and later, Karmann Ghia
8.1967 and later, Type 3 1966
(VIN 317 080 001) and later

111857561B • 111857562A •
133857561 • 133857562

00238



Sun visor clips zwart (Per Pair)
Beetle 1966 (VIN 117 408
151) and later, Karmann Ghia
8.1967 and later, Type 3 1966
(VIN 317 080 001) and later

30554



Sun visors white with mirror
(Per Pair)
Type 3

30595



Loop pile interior carpet kit
black (7-part)
Type 3 with a manual
transmission 8.1967 until
1972 (VIN 312 2133 000)

05708



Handbrake boot blue
Beetle 8.1967 and later
all models, Karmann Ghia
8.1967 and later, Type 3
8.1967 and later, Thing

863

Carpet, Luggage
compartment
upholstery

Group 863 : Carpet, Luggage compartment upholstery

00580



Black carpeted tire cover 15 inch
Beetle 1200-1300-1500,
Karmann Ghia, Type 3

30596



Rubber floor mat cargo area
Type 3 squareback

361863465

867

Door trim, Sidewall
upholstery,
Armrest,
Headlining

00585



Armrest/Door pull grab
handle (Per Pair)
Beetle 8.1968 until 7.1972,
Karmann Ghia 8.1968 until
7.1972, Type 3 1968 (VIN 318
149 519) until 7.1972

111867171C • 113867185C

00586



Armrest/Door pull grab handle
(Per Pair)
Beetle VW1300,1302 and 1303
8.1972 and later, VW1200 8.1973
and later, Karmann Ghia 8.1972
and later, Type 3 8.1972 and later

113867171F

00574



Armrest/Door pull grab
handle black (Per Pair)
Beetle 8.1959 until 7.1968,
Type 3 8.1963 until 1968 (VIN
318 149 518)

**114867171A • 114867171-
113867171D • 113867171C**

01189



Armrest mounting plugs
(spread nut) (4 pieces)
Beetle 8.1972 and later,
Karmann Ghia 8.1972 and
later, Bus 1975 until 7.1979,
Type 3 1972 and later

803867199

04401



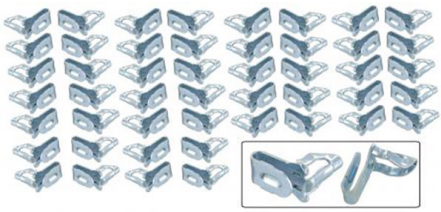
Trim panel/radiator clips (10
pieces)
Beetle 1200 8.1974 until
12.1977, Type 3 squareback
until 7.1966, Vanagon/T25
Syncro

361885449A • 801867299



Group 867 : Door trim, Sidewall upholstery, Armrest, Headlining

00409



Trim panel clips (50 pieces)
Beetle VW 1300, VW 1500,
1302 and 1303 all years, VW
1200 until 7.1974 and 1.1978
and later, Karmann Ghia rear
panels, Type 3 all years

N0143893• N143893

20390



Door panel bungs (42 pieces)
Bus 8.1967 until 7.1979 door
panels, Type 3 until 7.1966
squareback rear panels

361867425

09919



Damping felt headliner and
seat pads (80 x 120 cm)
Beetle, Karmann Ghia, Bus,
Type 3


00405



Trim panel/molding plug (48
pieces)
Beetle door panels all years,
moldings 10.1952 until 7.1966,
Type 3 door panels all years,
moldings 8.1963 until 7.1966

113857219A

22906



Headliner Bows (3.95 x 1530
mm) (5 pieces)
Bus, Type 3

32902



Headliner perforated vinyl,
without sliding roof, Off
White
Type 3 fastback (6 bows)

32904



Headliner perforated vinyl,
without sliding roof, Off
White
Type 3 notchback (6 bows)

02930



Headliner bow covers (14
pieces)
Beetle sedan, Bus, Type 3

70418



Screw with cover edge (10
pieces)
various applications for,
Beetle, Bus 8.1967 and later,
Type 3

113867649

311867167

Group 877 : Sliding roof

877

Sliding roof

70418



Screw with cover edge (10 pieces)
various applications for, Beetle, Bus 8.1967 and later, Type 3

311867167

04743



Sliding roof gear assembly
Beetle VW1200, VW1300, VW1500 and 1302 8.1967 and later, Type 3 8.1967 and later

117877403

04744



Sliding roof gear assembly
Beetle until 7.1967, Type 3 until 7.1967

313877403

04741



Sliding roof guide rail retainers (Per Pair)
Beetle 1200-1300-1302 8.1963 and later, Bus until 7.1979, Type 3

313877359

24749



Sliding roof cable guide/cover (3-part)
Bus 8.1967 until 7.1979, Type 3 1965 and later only right side can be used

313877366A • 241877369 • 241877361

04750



Sliding roof cable guide center
Beetle, Type 3

313877369A

04747



Sliding roof center cover/cable guide
Beetle, Type 3

313877375B

04745



Sliding roof gear for gear assembly
Beetle, Bus 8.1967 until 7.1979, Type 3

117877407 • 313877407



Group 877 : Sliding roof

04746



Sliding roof crank handle
base cloud white
Beetle, Bus, Type 3, Vanagon/
T25

313877465581

04742



Sliding roof crank handle
finger plate cloud white
Beetle, Bus, Type 3 8.1963
and later squareback, Type
3 1963 and later notchback,
Vanagon/T25

117877433

03738



Sliding roof crank handle
cloud white
Beetle 8.1967 and later, Bus
8.1967 until 7.1979, Type 3
8.1967 and later

117877453581 • 161877453581

03737



Sliding roof crank handle
silver beige
Beetle 8.1967 and later, Bus
8.1967 until 7.1979, Type 3
8.1967 and later

117877453466 • 161877453466

04754



Sliding roof cable spring
plate (each)
Beetle, Bus 8.1967 until
7.1979, Type 3

241877373

09919



Damping felt headliner and
seat pads (80 x 120 cm)
Beetle, Karmann Ghia, Bus,
Type 3

03115



Poly high back seat (each)

881

Front seats,
Padding,
Upholstery

Group 881 : Front seats, Padding, Upholstery

03116



Seat cover (each)
for the Poly high back seat
#3115

03173



Hog ring fasteners (100
pieces) including plier
for fastening seat upholstery

00734



Seat glide runners (6 pieces)
Beetle 8.1972 until 7.1980,
Type 3 1972 (VIN 312 2133
001) and later

**321881203 • 371881203 •
191881213 • 171881213B**

03111



Seat and bench frame
upholstery welding tabs (10
pieces)

03102



Seat rails and back rest adjusting knob
silver beige (Per Pair)
Beetle seat rails: export models, VW1300,
VW1500, 1302 and 1303 until 7.1972,
standard models and VW1200 8.1965
until 7.1972, back rest: 8.1972 until 7.1975,
Karmann Ghia all, Bus until 7.1979, Type 3
1972 (VIN 312 2133 001) and later, Thing
all

111881251466

03101



Seat rails or back rest adjusting knob black
(Per Pair)
Back rest Beetle 8.1972 until 7.1975, Seat
rails Beetle, export models, VW1300,
VW1500, 1302 and 1303 until 7.1972,
standard models and VW1200 8.1965 until
7.1972, Karmann Ghia all years, Bus until
7.1979, Type 3 1972 (VIN 312 2133 001)
and later, Thing all years

113881251C • 111881251B043

03110



Universal seat frame (each)



Group 885 : Rear seat padding, Fixing material

885

Rear seat padding, Fixing material

04401



Trim panel/radiator clips (10 pieces)

Beetle 1200 8.1974 until 12.1977, Type 3 squareback until 7.1966, Vanagon/T25 Syncro

361885449A • 801867299

09919



Damping felt headliner and seat pads (80 x 120 cm)

Beetle, Karmann Ghia, Bus, Type 3

09736



Door catch or rear bench mechanism pin and retaining ring (4-part)

Door catch Beetle 8.1955 and later, Rear bench mechanism Type 3 Squareback until 1962 (VIN 111 149)

111837257 • N0124551

60715



Edge protection beading
Door edges, door pockets and body, Thing, Rear seat backrest, Type 3 Squareback

181837803 • 361885553D • 181837809 • 181867375A • 181867376A

03111



Seat and bench frame upholstery welding tabs (10 pieces)

897


Origin plates

09683



Origin plate
S (Sweden)

709541



Origin plates B (Belgium)

Group 897 : Origin plates

709621




Origin plates for Duitje
Duitsland

709162



Origin plates for Finland

709581



Origin plates for France
Frankrijk

709501



Origin plates for Netherlands
Nederland

709684



Origin plates for Norway
Noorwegen

898

Interior accessories

09881



Car dehumidifier with
saturation indicator

01011



Flower vase classic



Group 898 : Interior accessories

00698



Electric fan for cold and warm air
#NAME?

01167



Storage basket with cupholders chrome
Beetle, Karmann Ghia, Type 3, Thing

01165



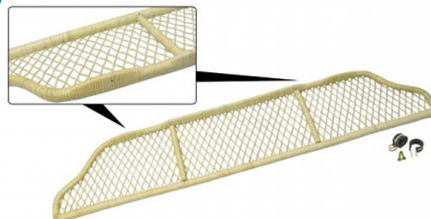
Storage basket with cupholders white
Beetle, Karmann Ghia, Type 3, Thing

01166



Storage basket with cupholders black
Beetle, Karmann Ghia, Type 3, Thing

30548




Under dash storage tray (bamboo)
Type 3

01190




Center console
Beetle 8.1964 and later, Karmann Ghia 8.1964 and later, Type 3, Thing

04260



Vintage Safety Vent door window rack ivory
Beetle, Bus 8.1967 and later, Type 3

04258



Vintage Safety Vent door window rack black
Beetle, Bus 8.1967 until 7.1979, Type 3

Group 899 : Chassis and body mounting parts

899

Chassis and body mounting parts

 30308



Upper shock pad for body mounting on the front axle bracket (pair)
Type 3

311899115

 08060



Chassis-en bumper bracket cover bolts (22 pieces)
Chassis on body mounting for Beetle, Karmann Ghia, Type 3, Thing, Front bumper bracket cover for Karmann Ghia until 7.1971 with overrider tubes

111899145

 00564



Seal body to chassis A-quality
Beetle, Karmann Ghia, Type 3, Thing

1137986151

 08061



Chassis bolt retainers (22 pieces)
Beetle, Karmann Ghia, Type 3, Thing

311899131

 30305



Lower rubber pad for body mounting on the rear support (Per Pair)
Type 3

311899155

 30307



Lower shock pad for body mounting on the front axle bracket (pair)
Type 3

311899117





Electricity

Group 9

Group 903 : Dynamo and alternator

903

Dynamo and alternator

01559



Dynamo and alternator woodruff key (Per Pair)
Type-1 engines, Type-3 engines

N0127051 • N127051

01963



Generator/alternator bearing (each)
Type-1 engine generator front/rear, alternator rear, Type-3 engine generator front/rear

111903221A

31943



Generator V-belt toothed
Type-3 engines

311903137A

41944



Alternator V-belt toothed
Type-4 engines 1700cc and 1800cc, 2000cc with engine code CJ, GD or GE, Type-3 engines replacement for alternator conversion #31965

068903137D

01951



Generator, alternator, seat belt- and oil pressure switch terminal boots (Per Pair)
Generator terminals Beetle 8.1970 and later, Karmann Ghia 8.1970 and later, Type 3, Alternator terminal Bus 8.1967 until 7.1979* and 8.1987 and later, Safety belt warning switch Beetle, Karmann Ghia, Type 3, Oil pressure switch Type 3 with injection engine

113971901A

01936



Alternator/generator shims (10 pieces)

111903131A

03934



Dynamo/Alternator pulley mounting kit
8.1955 and later

211903183 • 111903181

01959



Brushes generator 6V/12V (Per Pair)
Ø 90mm generators, Type-1 engines, Type-3 engines

111903515AK



Group 903 : Dynamo and alternator

01960



Brushes generator 6V/12V
(Per Pair)
Ø 105mm generators, Type-1
engines, Type-3 engines

111903515E

01955



Voltage regulator 12V
(generator)
Type-1 engines, Type-3
engines

113903803E

31965




Alternator conversion kit 55-
60 Ampere
Type-3 engines

905

Ignition system, Ignition switch

02246



123 distributor with vacuum
advance for carburetor engines
Type-1 engines (except 25hp
and 30hp engines), Type-3
engines, CT/CZ engines, Type-4
engines

123/VW-R-V

02250




123 distributor for engines
with a D-Jetronic injection
system
Type-1 engines, Type-3
engines, Type-4 engines

02252



123 distributor spacer ring
Distributor #2245, #2246,
#2247, #2248 and #2250

02245



123 distributor without vacuum
advance for carburetor engines
Type-1 engines (except
25hp+30hp engines), Type-3
engines, CT/CZ engines, Type-4
engines

123/VW-R

02247



123 TUNE distributor for
carburetor engines
Type-1 engines (except
25hp+30hp engines), Type-
3 engines, CT/CZ engines,
Type-4 engines

123/TUNE-4-R-V-V

Group 905 : Ignition system, Ignition switch

02248



123 TUNE+ distributor with bluetooth for carburetor engines
Type-1 engines (except 25hp+30hp engines), Type-3 engines, CT/CZ engines, Type-4 engines

123/TUNE+-4-R-V-V

02056



Coil relocate bracket
Type-1 engines for cross-bar linkages, Type-3 engines stock replacement 8.1963 and later

341905131B

02060



Coil cover stainless steel

02165



Coil with mounting bracket 12V
all models with conventional ignition points and all models using electronic ignition #2013, #4012, #4013 or #4014

113905115

02052



Coil with mounting bracket 6V

111905105H

02053



Coil without mounting bracket 12V
all models with conventional ignition points and all models using electronic ignition #2013, #4012, #4013 or #4014

043905115C

02015



Spark plug Bosch W8AC for stock engines (4 pieces)
Type-1 engines until 9.1992, Type-3 engines

N01780113

42016



Spark plug NGK BP5ES for stock engines (4 pieces)
Type-1 engines 10.1992 and later, Type-4 engines, CT/CZ engines 1980 (engine nr. 065011) and later

101000047AA

02067



Spark plug NGK BP5HS for stock engines (4 pieces)
Type-1 engines until 9.1992, Type-3 engines, CT/CZ engines until 1980 (engine nr. 065010)

101000048AA



Group 905 : Ignition system, Ignition switch

 42017



Spark plug NGK BP6ES for tuned engines (4 pieces)
Type-1 engines 10.1992 and later, Type-4 engines, CT/CZ engines 1980 (engine nr. 065011) and later

 02068



Spark plug NGK BP6HS for tuned engines (4 pieces)
Type-1 engines until 9.1992, Type-3 engines, CT/CZ engines until 1980 (engine nr. 065010)

 42018



Spark plug NGK BP7ES for tuned engines (4 pieces)
Type-1 engines 10.1992 and later, Type-4 engines, CT/CZ engines 1980 (engine nr. 065010) and later

 02069



Spark plug NGK BP7HS for tuned engines (4 pieces)
Type-1 engines until 9.1992, Type-3 engines, CT/CZ engines until 1980 (engine nr. 065010)

 42019



Spark plug NGK BP8ES for tuned engines (4 pieces)
Type-1 engines 10.1992 and later, Type-4 engines, CT/CZ engines 1980 (engine nr. 065011) and later

 02076



Spark plug NGK BP8HS for tuned engines (4 pieces)
Type-1 engines until 9.1992, Type-3 engines, CT/CZ engines until 1980 (engine nr. 065010)

 02016



Spark plug NGK DPR7EA-9 with 12 mm thread (4 pieces)
Type-1 engines, Type-3 engines, CT/CZ engines

 02047



Ignition wire separators blue

 02050



Ignition wire separators chrome

Group 905 : Ignition system, Ignition switch

02048



Ignition wire separators yellow

02046



Ignition wire separators red

02049



Ignition wire separators black


72098



Ignition wire kit
Waterboxer engines 1900cc
engine code DF, DG, and DH
until 7.1984 (VIN 2--E-155000)*,
engine code GW 8.1983 until
7.1984 (VIN 2--E-155000)*

171998031B • 321998031A •
321998031 • 056998031A

02019



Spark plug seals (4 pieces)
Type-1 engines, Type-3
engines, Type-4 engines, CT/
CZ engines

111905449

04055



Ignition wire holders for 2
wires (each)
Type-1 engines, Type-3
engines until 7.1969

311905451

32164



Ignition wire kit black
Type-3 engines

311998031D

02028



Condenser
009 distributors

02075



Condenser
Type-1 engines 25hp until
12.1953, 30hp 8.1960 and
later, 34hp until 7.1965, Type-
3 engines until 7.1964

113905295



Group 905 : Ignition system, Ignition switch

02080



Condenser

Type-1 engines 30hp 8.1959 and later, 34hp until 7.1965, 1200cc until 1974 (D 1 307 618), 1300cc until 7.1970, 1500cc, 1600cc until 7.1970, Type-3 engines 1500cc 1964 (784 310) until 7.1965, K 8.1966 and later, 1600cc T until 7.1969, U 1969 (U 0 230 434) until 1970 (U 0 374 850)

311905295A

02081



Condenser

Type-1 engines 1300 AC until 1973 (007 319), AB until 1973 (830 937), 1600 AE, AH or AM all, AF until 1972 (032 050), AD until 1973 (754 527), AG 1971 (002 437) until 2.1973, AL until 8.1975, Type-3 engines 1600 U and X all, Type-4 engines 1700 CA until 1972 (0 040 493)

311905295C

05082



Condenser

Type-1 engines 30hp 8.1960 and later, 34hp 1964 (8 350 310) until 7.1965, 1200cc until 7.1970, 1300cc until 7.1970, 1500cc all, 1600cc until 7.1970, Type-3 engines 1500cc 8.1963 until 7.1966

111905295A

02004



Ignition points

Type-1 engines 30hp until 7.1960, 1600cc with engine code AL, AS and AD all and AG until 2.1973, Type-3 engine 1500cc 8.1963 until 7.1964

111998053 • 111998055 • 181998053

02005



Ignition points

Type-1 engines 30hp 8.1960 and later, 34hp 1964 (8 350 310) until 7.1965, 1200cc 8.1965 until 7.1968, 1300cc until 7.1968, 1500cc until 7.1968, Type-3 engines 1500cc 8.1963 until 7.1965, 1500cc with engine code K until 7.1968, 1600cc with engine code T until 7.1968

111998059

02010



Ignition points

Type-1 engines 30hp 8.1960 and later, 34hp until 7.1965, 1600cc until 7.1970, Type-3 engine 1500cc until 7.1963

111998057

02054



Ignition points

Type-1 engines 1200 1974 (D 1 307 619) and later, 1300 8.1968 and later, 1500 1967 (L 0 019 430) and later, 1500 1967 (H 0 879 927 and 5 077 366) and later, 1600, Type-3 engines 1500 until 7.1964, 1600 (engine code U), 1600 1967 (T 0 463 430) and later, Type-4 engines, Waterboxer engines, 009

311998063 • 059998051B

02059



Ignition points

Type-1 engines 30hp 8.1959 and later, 34hp until 7.1965, 1200cc 8.1965 until 1974 (D 1 307 618), 1300cc until 7.1970, 1500cc, 1600cc until 7.1970 +1988 (VIN 11-J-012 805) until 9.1992, Type-3 engines 1500cc with engine code K 8.1968 and later, 1600cc with engine code T 8.1968 and later

111998063

00631



Ignition switch

Beetle 8.1967 until 7.1970, Beetle 8.1966 until 7.1967 with an optional steering lock (M55), Karmann Ghia 8.1967 until 7.1970, Bus 8.1967 until 7.1970, Type 3 8.1966 until 7.1970, Thing until 7.1970

113905853

Group 905 : Ignition system, Ignition switch


00632



Ignition switch
Beetle 8.1970 and later,
Karmann Ghia 8.1970 and
later, Type 3 8.1970 and later,
Bus 8.1970 and later, Thing
8.1970 and later

191905855• 411905855C•
113905855B• 113905855A

00689



Ignition switch
Beetle 8.1967 until 7.1970,
Karmann Ghia 8.1967 until
7.1970, Bus 8.1967 until
7.1970, Type 3 8.1967 until
7.1970, Thing until 7.1970

311905865A

00693



Ignition switch
Beetle 1300-1302-1303 8.1971
until 1973 (VIN 114 2358 021),
Karmann Ghia 8.1971 until
1973 (VIN 144 2358 021), Type
3 8.1971 and later, Thing 3.1973
until 1974 (VIN 184 2356 315)

111905865K

02013



Electronic ignition
Beetle 1968-1979, Karmann
Ghia 1968-, Bus 1968-1983,
Type 3 1968-, Thing

04012



Electronic ignition
Beetle 1965-1967, Karmann
Ghia 1965-1967, Bus 1964-
1967, Type 3 1966-1967

04014



Electronic ignition
009 and 050 distributors
Bosch 0 231 178 009 and 9
230 081 050, Paruzzi #2234
and #1999

02036



Oil filled "Flame-Thrower" coil
12V
all models with conventional
ignition points and all
models using electronic
ignition #2013, #4012, #4013
or #4014

02044



Oil filled "Flame-Thrower" coil
6V

03699



Uncut key (M profile)
Beetle doors and ignition switch
8.1970 until 1983 (VIN 11 E 003 117),
engine lid 8.1970 until 11.1985,
Karmann Ghia 8.1970 and later
(used for all locks), Type 3 doors and
ignition switch 8.1970 and later, rear
hatch all years (only squareback)

111837219AS92



Group 905 : Ignition system, Ignition switch

 03489



Breather- fuel hose and ignition wire clips
(Per Pair)

Beetle and Karmann Ghia until 7.1967
fuel tank breather hose, Bus 8.1971 until
7.1976 fuel tank hose, 8.1974 until 7.1977
L-jetronic fuel hose, 8.1973 until 7.1979
gas heater fuel hose, 8.1967 until 7.1979
spark plug wires Type-4 engine, Type 3
spark plug wires

111201261• 211201249A

 02026



Rotor
Bosch 050 distributor

040905225

 03049



Rotor
Type-1 engines 30hp 8.1960
and later, 34hp until 7.1965,
Type-3 engine 1500cc until
7.1963

113905225A

 05057



Rotor
all models 123 ignitions
#2245, #2246, #2247, #2248
and #2250

 02032



Rotor (5 kilo-ohm)
Type-1 engines 30hp 8.1959 and later,
34hp until 7.1965, 1200, 1300, 1500
and 1600cc 8.1968 and later, Type-3
engines 1500cc 8.1968 and later,
1600cc 8.1968 until 7.1969, Type-4
engines Bus until 7.1979, Waterboxer
engines 1900cc, 009 distributors

113905225E

 02017



Rotor A-quality
Type-1 engines 30hp 8.1960 and later,
34hp 1964 (8 350 310) until 7.1965,
1200cc 8.1965 until 7.1968, 1300,
1500 and 1600cc until 7.1968, Type-3
engines 1500cc 8.1963 until 7.1968,
1600cc until 7.1968 and 8.1969 and
later

111905225F

 02006



Rotor B-quality
Type-1 engines 30hp 8.1960 and later,
34hp 1964 (8 350 310) until 7.1965,
1200cc 8.1965 until 7.1968, 1300,
1500 and 1600cc until 7.1968, Type-3
engines 1500cc 8.1963 until 7.1968,
1600cc until 7.1968 and 8.1969 and
later

111905225F

 02412



Start relay 12V

 02234



009 distributor standard

0231178009

Group 905 : Ignition system, Ignition switch

01999



009 distributor chrome

9230081094

02002



Distributor seal
all petrol engines

111905261

02064



Distributor vacuum advance
Type-1 engines 30hp 8.1959 and later,
34hp until 7.1965, 1200cc 8.1965 until
7.1970, 1300cc until 7.1970, 1500cc
until 7.1970, Type-3 engines 1500cc
8.1964 until 8.1965, 1500cc with
engine code K 8.1966 and later, 1600cc
with engine code T until 7.1969

311905271

02025



Distributor cap
Bosch 050 distributor

0419052072

03056



Distributor cap
Type-1 engines 30hp 8.1960
and later, 34hp until 7.1965,
Type-3 engine 1500cc until
7.1963

113905207

04063



Distributor cap
123 distributor until 2012

059905207

02062



Distributor cap A-quality
Type-1 engines 30hp 8.1960 and
later, 34hp until 7.1965, 1200cc,
1300cc and 1500cc until 7.1968,
1600cc until 7.1970, Type-3
engines 1500cc 8.1963 until
7.1968, 1600cc all years

111905207C

02063



Distributor cap A-quality
Type-1 engines 8.1959 until 1988
(VIN 11-J-012 804), Type-3 engines
8.1968 and later, Type-4 engines,
CT/CZ engines, Waterboxer engines
until 7.1984 (VIN 2--E-155000),
123 distributor 2012 and later, 009
distributor

113905207A• 113905207C

02030



Distributor cap B-quality
Type-1 engines 8.1959 until 1988
(VIN 11-J-012804), Type-3 engines
8.1968 and later, Type-4 engines,
CT/CZ engines, Waterboxer engines
until 7.1984 (VIN 2--E-155000),
123 distributor 2012 and later, 009
distributor

113905207A• 113905207C



Group 905 : Ignition system, Ignition switch

02031



Distributor cap B-quality
Type-1 engines 30hp 8.1960 and later, 34hp until 7.1965, 1200cc, 1300cc and 1500cc until 7.1968, 1600cc until 7.1970, Type-3 engines 1500cc 8.1963 until 7.1968, 1600cc all years

111905207C

02022



Distributor cap blue transparent
Type-1 engines 8.1959 until 1988 (VIN 11-J-012 804), Type-3 engines 8.1968 and later, Type-4 engines, CT/CZ engines, Waterboxer engines until 7.1984 (VIN 2--E-155000), 123 distributor 2012 and later, 009 distributor

02023



Distributor cap yellow transparent
Type-1 engines 8.1959 until 1988 (VIN 11-J-012 804), Type-3 engines 8.1968 and later, Type-4 engines, CT/CZ engines, Waterboxer engines until 7.1984 (VIN 2--E-155000), 123 distributor 2012 and later, 009 distributor

02024



Distributor cap smoke transparent
Type-1 engines 8.1959 until 1988 (VIN 11-J-012 804), Type-3 engines 8.1968 and later, Type-4 engines, CT/CZ engines, Waterboxer engines until 7.1984 (VIN 2--E-155000), 123 distributor 2012 and later, 009 distributor

02021



Distributor cap red transparent
Type-1 engines 8.1959 until 1988 (VIN 11-J-012 804), Type-3 engines 8.1968 and later, Type-4 engines, CT/CZ engines, Waterboxer engines until 7.1984 (VIN 2--E-155000), 123 distributor 2012 and later, 009 distributor

02020



Distributor cap clear transparent
Type-1 engines 8.1959 until 1988 (VIN 11-J-012 804), Type-3 engines 8.1968 and later, Type-4 engines, CT/CZ engines, Waterboxer engines until 7.1984 (VIN 2--E-155000), 123 distributor 2012 and later, 009 distributor

02070



Waterproof ignition cap black (2-part)
009 distributors

Group 911 : Start system

911 Start system

03496



Hi-Torque starter
Beetle until 7.1966, Karmann
Ghia until 7.1966, Bus until
7.1966, Type 3 until 7.1966

03497



Hi-Torque starter
Beetle 8.1966 and later,
Karmann Ghia 8.1966 and
later, Bus 8.1966 until 7.1975,
Type 3 8.1966 and later, Thing

02412



Start relay 12V

04547



Starter 12V
Beetle, Karmann Ghia, Bus
until 1981 (VIN 2--C-002 906),
Type 3, only for automatic
transmission

01549



Starter 12V A-quality
Beetle 8.1966 and later, Karmann
Ghia 8.1966 and later, Bus 8.1966
until 7.1975, Type 3 8.1966 and
later, Thing, - only for manual
transmission, - for cars until
7.1966 use also #1593

003911023B

311911023D• 113911023

01595



Starter 12V B-quality
Beetle 8.1966 and later, Karmann
Ghia 8.1966 and later, Bus 8.1966
until 7.1975, Type 3 8.1966 and
later, Thing, - only for manual
transmission, - for cars until
7.1966 use also #1593

311911023D• 113911023

01586



Starter 6V professionally
rebuild (gear Ø 29)
Beetle until 7.1966, Karmann
Ghia, Bus, Type 3, only for
manual transmission

113911021BX

01499



Starter high power 12V
Beetle 8.1966 and later with manual
transmission (until 7.1966 use also
#1593), Karmann Ghia 8.1966 and
later with manual transmission
(until 7.1966 use also #1593), Bus
8.1966 until 7.1975 (until 7.1966 use
also #1593), Type 3 8.1966 and later
with manual transmission (until
7.1966 use also #1593), Thing



Group 911 : Start system

01587



Starter converter bushing
Beetle 8.1966 and later,
Karmann Ghia 1965 (VIN 350
066) and later, Bus 8.1966
until 7.1967, Type 3 8.1966
and later

01593



Starter converter bushing
Beetle until 7.1966, Karmann
Ghia until 1965 (VIN 350 065),
Bus until 7.1966, Type 3 until
7.1966,

01594



Starter solenoid 12V
Beetle 8.1969 and later,
Karmann Ghia 8.1969 and
later, Bus with an aircooled
engine 8.1966 and later, Type
3 8.1969 and later

311911287

00666



Battery 12V
Beetle, Karmann Ghia, Bus
except Vanagon/T25 Syncro,
Type 3, Thing

00667



Battery 6V
Beetle, Karmann Ghia, Type 3

111915101SW

50900



Demineralized battery water
Content: 1 liter

23742



Battery cover for 6V batteries
Beetle 8.1955 and later, Bus
4.1955 until 7.1966, Type 3
until 7.1966

211915405

915

Battery, Battery mounting

Group 919 : Instrument sensors

919

Instrument sensors

72598



Sealing rings 10 mm (Per Pair)
various applications for
Type-1, Type-3, Vanagon/T25,
Thing

N0138115 • N138111

30495



Fuel tank sender A-quality
Type 3

311919051

03494



Fuel tank sender gasket
Beetle VW1200, VW1300 and
VW1500, Karmann Ghia, Bus
until 1973 (VIN 293 2138
898), Type 3, Thing

113919133

30494



Fuel tank sender B-quality
Type 3

311919051

00641



Indicator lights and
dashboard instrument
lighting bulbs 12V (Per Pair)
Beetle, Karmann Ghia, Bus
until 7.1967, Type 3, Thing

N177222 • N0177222

00678



Indicator lights and
dashboard instrument
lighting bulbs 6V (Per Pair)
Beetle, Karmann Ghia, Bus
until 7.1967, Type 3

N177221 • N0177221

12682



Bulb socket indicator lights,
switches and instrument
lighting (Per Pair)
Beetle, Karmann Ghia, Bus
8.1967 and later, Type 3,
Thing

141957397A

01817



Oil pressure switch
Type-1 engines 1947 (VIN
090 762) and later, Type-3
engines, Type-4 engines, CT/
CZ engines

021919081B



Group 919 : Instrument sensors

02665



Oil pressure sender with warning contact
Thread size: M10 x 1.0,
Pressure: 0 - 5 Bar, voltsage: 12V

02666



Oil pressure sender with warning contact
Thread size: M10 x 1.0,
Pressure: 0 - 10 Bar, voltsage: 12V

02600



Oil pressure/temp sender adapter
M10 x 1.0 senders

02601




Oil temperature sender for adapter #2600

00260



Cigarette lighter with 3 color knobs
voltsage: 6V-12V, Mounting hole: 22-25mm, Board thickness: maximum 8mm

04845



Fuel tank sender and turn indicator lens copper rings (5 pieces)
Fuel tank sender bolts for Beetle VW1200, VW1300 and VW1500, Karmann Ghia, Bus until 1973 (VIN 293 2138 898), Type 3, Thing, Turn indicator unit screws for Type 3 8.1963 until 7.1969

N0138021 • N138021

937

Fuse box

04411



Shielded 6.3 mm spade connector 1 to 1

111971977

04412



Shielded 6.3 mm spade connector 1 to 2

111937079

Group 937 : Fuse box

04413



Shielded 6.3 mm spade connector 2 to 2

111937078

04410



Shielded 6.3 mm spade connector 3 to 3

05680



Holder for inline fuse with clamp mounting
Beetle 8.1966 until 7.1971, Karmann Ghia, Bus 8.1967 until 7.1971, Thing

111937197

05678



Holder for inline fuse for screw mounting
Beetle 8.1971 and later, Bus 8.1971 until 7.1979, Type 3 8.1969 and later

311963181B

03829



Ceramic Fuses 16 AMP (10 pieces)
Beetle, Karmann Ghia, Type 3, Bus until 7.1985 (excluding Carat), Thing

N171214• N0171214

73829



Ceramic Fuses 25 AMP (10 pieces)
Beetle gas heater until 7.1970, Type 3 auxiliary heater until 7.1969, Vanagon/T25 camper used for various applications, Multivan auxiliary heater

N0171215• 111129929

00681



Ceramic Fuses 8 AMP (10 pieces)
Beetle, Karmann Ghia, Type 3, Thing, Bus until 7.1985 (excluding Carat)

N171211• N0171211

03715



Fuse box cover (10 fuses)
Beetle 8.1966 until 1971, Karmann Ghia 8.1966 until 7.1971, Bus 8.1967 until 7.1969, Type 3 until 7.1966, 181(civil)

181937555

00652



Fuse box cover (12 fuses)
Beetle 1971 and later, Karmann Ghia 8.1971 and later, Bus 8.1970 until 7.1985 (excluding Carat), Type 3 8.1970 and later

111937555D



Group 937 : Fuse box

05677



Inline fuse holder including 8 AMP fuse

Beetle until 1968 (VIN 118 963 239), Karmann Ghia until 7.1967, Bus until 7.1967, Type 3 until 1968 (VIN 318 210 004)

111937091 • 111937093A

00683



12V relay

stock applications Beetle 1303 until 7.1973, Karmann Ghia 8.1966 and later, Bus 8.1972 and later, Type 3 8.1971 and later, universal use for all models and years

141951253B

04657



On-off pull switch including green, yellow and red lens - maximum amperage 4 Ampere, - mounting hole 14.5mm, - board thickness maximum 6mm

941

Headlights, reversing lights and fog lamp


03642



Reversing light lens (each) Beetle 8.1966 until 1972 (VIN 113 2199 583), Karmann Ghia 8.1966 until 7.1969, Bus until 7.1971, Type 3 8.1966 until 7.1969

111941371

00688



Reversing light switch Beetle 8.1966 and later (only for manual transmission), Karmann Ghia 8.1966 and later (only for manual transmission), Bus 8.1967 until 7.1979, Type 3 8.1966 and later, Thing

211941521

00687



Reversing light switch or blanking plug sealing ring (each) Beetle, Karmann Ghia, Bus 8.1967 until 12.1982 (except Diesel engines), Type 3, Thing

N0138165 • N138161

Group 941 : Headlights, reversing lights and fog lamp

 04663




Billet choke, light switch or ashtray knob (each)
Beetle 10.1952 until 7.1966,
Karmann Ghia until 9.1957,
Bus until 7.1966, Type 3
8.1963 until 7.1965

 00653



Cateye covers (sealed beam)
(Per Pair)
Beetle USA and #649, #597,
Karmann Ghia USA, Bus USA,
Type 3 USA, Thing USA

 04656



Choke, light switch or ashtray knob ivory (each)
Beetle 10.1952 until 7.1966,
Karmann Ghia until 9.1957,
Bus until 7.1966, Type 3
8.1963 until 7.1965

113941541

 04655



Choke, light switch or ashtray knob silver beige (each)
Beetle 10.1952 until 7.1966,
Karmann Ghia until 9.1957,
Bus until 7.1966, Type 3
8.1963 until 7.1965

 04654



Choke, light switch or ashtray knob black (each)
Beetle 10.1952 until 7.1966,
Karmann Ghia until 9.1957,
Bus until 7.1966, Type 3
8.1963 until 7.1965

 00608



Compete reversing light
Beetle 8.1966 until 1972 (VIN
113 2199 583), Karmann Ghia
8.1966 until 7.1969, Type 3
8.1966 until 7.1969

113941541

111941541

111941072

 04650



Dash switch escutcheon nut (each)
Beetle 8.1957 until 7.1967,
Karmann Ghia 10.1957 until
7.1967, Bus 8.1967 and later,
Type 3 8.1963 until 7.1967, Thing
until 2.1973

 04651



Dash switch escutcheon nut (each)
Beetle 8.1967 and later,
Karmann Ghia 8.1967 and
later, Bus 8.1967 and later,
Type 3 8.1967 and later, Thing

 03653



Duplo headlight unit
A-quality (each)
Beetle 8.1967 until 7.1973
LHD, Bus 8.1967 until 7.1973
LHD, Type 3 LHD, Thing until
9.1973 LHD

111941515

111941515D

311941039F



Group 941 : Headlights, reversing lights and fog lamp

00618



Duplo headlight unit (each)
B-quality
Beetle 8.1967 until 1973 (VIN
114 2153 056), Bus 8.1967
until 7.1973, Type 3, Thing
until 9.1973

311941039E• 311941039F•
312941039D• 312941039E

03668



Yellow headlight bulb 12V
(each)
all models 8.1960 and later

N0177054• N177054• N177054Z

03666



Yellow headlight bulb 6V
(each)
all models 8.1960 and later

N177052Z

00425



Polished stainless steel headlight rim
(each)
Beetle 1973 (VIN 114 2153 057) and later
(duplo or H4), Beetle 8.1967 and later
(sealed beam), Bus 8.1973 until 7.1979
(duplo or H4), Bus 8.1967 and later (sealed
beam), Type 3 all years (sealed beam),
Thing 10.1973 and later (duplo or H4),
Thing all years (sealed beam)

113941175

00684



Headlight relay 12V, 5 pins
Beetle 8.1965 until 12.1985,
Karmann Ghia 8.1966 and
later, Bus 8.1967 until 7.1979,
Type 3, Thing

111941583

03766



H4 headlight unit (each)
Beetle 8.1967 until 7.1973,
Bus 8.1967 until 7.1973, Type
3, Thing until 9.1973

113941753

00661



H4 bulb 12V (Per Pair)
all models 8.1960 and later

N177632

03364



H4 bulb 6V (Per Pair)
all models 8.1960 and later

03412



H4 bulb with duplo base 12V
(Per Pair)
all models 8.1960 and later

Group 941 : Headlights, reversing lights and fog lamp

00364



H4 bulb with duplo base 6V
(Per Pair)
all models 8.1960 and later

00655



Clear duplo bulb 12V (Per
Pair)
all models 8.1960 and later

00654



Clear duplo bulb 6V (Per Pair)
all models 8.1960 and later

N0177053 • N177053

N0177051 • N177051

04618



Hella headlight lens for H4
lighting (each)
Beetle VW1300, VW1500 8.1967
until 1973 (VIN 114 2153 056),
1302 and 1303 until 1973 (VIN
134 2153 056), Bus 8.1972 until
7.1973, Type 3 8.1966 and later

113941115

03657



Hello reflector for an
asymmetrical headlight (each)
Beetle 8.1967 until 7.1973
LHD, Bus 8.1967 until 7.1979,
Type 3 LHD, Thing until 9.1973
LHD

311941151B

05600



Headlight sealing cap (each)
replacement for headlight
#0613, #0600, #70613 and
#70614

00668



Headlight bulb holder with a P45-41
bulb base
Beetle LHD 8.1960 until 1974 (VIN 115
2121 143), RHD 8.1960 until 1974 (VIN
115 2141 595), Karmann Ghia 8.1960
and later, Bus 5.1960 until 1974 (VIN
295 2064 868), Type 3, Thing until
1974 (VIN 184 2218 496)

131941159A

04652



Headlight Stone Guards
stainless steel (Per Pair)
Beetle 8.1967 and later, Bus
8.1967 until 7.1979, Type 3,
Thing

03687



Headlight connector (Per
Pair)
Beetle 8.1960 until 7.1965,
Karmann Ghia 8.1960 until
7.1965, Bus 5.1960 until
7.1965, Type 3 until 7.1965

111941165C



Group 941 : Headlights, reversing lights and fog lamp

03690



Headlight connector plugs with wiring (Per Pair)
Beetle 8.1965 and later, Karmann Ghia 8.1965 and later, Bus 8.1965 until 7.1979, Type 3 8.1965 and later, Thing

111941341 • -161941165A • -131941341

00973



Headlight adjusting screw stainless steel (Per Pair)
Beetle Duplo or H4 until 1973 (VIN 114 2153 056), Sealed Beam until 7.1967, Bus Duplo or H4 until 7.1973, Sealed beam until 7.1967, Type 3 Duplo all years, Thing Duplo or H4 until 9.1973

211941141 • 111941147 • 111941145B

00611



Eyebrow chrome smooth (Per Pair)
Beetle 8.1967 and later, Bus 8.1967 and later, Type 3, Thing

00614



Eyebrow chrome louvred (Per Pair)
Beetle 8.1967 and later, Bus 8.1967 and later, Type 3, Thing

00779



Eyebrow stainless (Per Pair)
Beetle 8.1967 and later, Bus 8.1967 and later, Type 3, Thing

03610



Headlight lens seal (Per Pair)
Beetle 8.1967 until 1973 (VIN 114 2153 056), Bus 8.1967 until 7.1973, Type 3, Thing until 9.1973

311941119

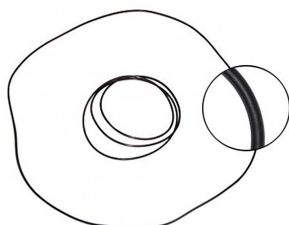
00665



Headlight rim chrome steel (each)
Beetle 8.1967 until 1973 (114 2153 056) EU, Bus 8.1967 until 7.1973 EU, Type 3 EU, Thing until 9.1973 EU

311941111A

00639



Seal fender to headlight (Per Pair)
Beetle 8.1967 and later, Type 3, Thing

111941129

00600



Headlight H4 (replaces sealed beam) (each)
Beetle, Karmann Ghia, Bus (excluded Vanagon/T25 Carat), Type 3, Thing, Buggy headlights Paruzzi #0649

Group 941 : Headlights, reversing lights and fog lamp


03153



Light switch knob cap
Beetle 1200/1300/1500/1302
8.1967 until 9.1990, Karmann
Ghia 8.1967 and later, Type 3
8.1967 and later, Thing

111941543G

01154



Headlight switch
Beetle VW1200, VW1300 and
1302 8.1970 until 9.1990,
Karmann Ghia 8.1970 and
later, Type 3 8.1970 and later

113941531E• 113941531A

03643



Fog or brake light lens red (each)
Fog light* Beetle 8.1966 until
1972 (VIN 113 2199 583),
Karmann Ghia 8.1966 until
7.1969, Bus 8.1969 until 7.1971,
Type 3 8.1966 until 7.1969, Brake
light Bus until 1958 (VIN 351 735)

211945331A• 211943137A

00674



Rear Fog light universal
each model and year

05732



Front fog lights including
cover (each)
all models and years

03732



Polished stainless steel fog
lights (Per Pair)
Diameter: 150mm, Bulb: H3-
12V 55 Watt

03644



Turn indicator or brake light lens
orange (each)
Turn indicator* Beetle 8.1966 until
1972 (VIN 113 2199 583), Karmann
Ghia 8.1966 until 7.1969, Bus 8.1969
until 7.1971, Type 3 8.1966 until
7.1969, Brake light Bus until 1958 (VIN
351 735)

211943137

00658



Turn indicator, tail-reversing-
ambulance and fog light bulb
12V clear (Per Pair)
Type: bayonet, Base: BA15s,
Color: clear, voltsage: 12V,
Power: 21 Watt

N177322• N0177322

00974



Stainless steel headlight rim mounting
bolts M5x50 mm (Per Pair)
Beetle Sealed Beam 8.1967 and later,
Duplo or H4 1973 (VIN 114 2153 057)
and later, Bus Sealed beam 8.1967 and
later, Duplo or H4 8.1973 until 7.1979,
Type 3 Sealed beam all, Duplo 1.1968 and
later, Thing Sealed beam all, Duplo or H4
10.1973 and later

311941195A• 113941183



Group 941 : Headlights, reversing lights and fog lamp

00625



Sealed beam headlight housing (each)

Beetle 8.1967 and later, Karmann Ghia (USA and Canada) 1963 (VIN 5 930 431) and later, Bus 8.1967 until 7.1979, Type 3, Thing

141941041

00606



Sealed beam bulb 12V (each)

Beetle, Karmann Ghia, Bus (excluded Vanagon/T25 Carat), Type 3, Thing, Buggy headlights #0649

111941261A

00605



Sealed beam bulb 6V (each)

Beetle, Karmann Ghia, Bus, Type 3, Buggy headlights Paruzzi #0649

111941161A

03651



Bulb holder (each)

Beetle 8.1973 and later, Bus 8.1973 and later, Type 3 (with replacement headlights), Thing 10.1973 and later

533941669

00657



Sidelight, turn indicator, interior- and license plate lighting bulb 12V clear (Per Pair)

Type: bayonet, Base: BA9s, Color: clear, voltsage: 12V, Power: 4 Watt

N177172• N0177172

00656



Sidelight, turn indicator, interior lighting bulb 6V clear (Per Pair)

Beetle, Karmann Ghia, Bus until 7.1967, Type 3

N177171• N0177171

00051



Chromed bumper, fog lights or stretcher bolts (6 pieces)

Beetle 8.1967 and later, Karmann Ghia, Bus 8.1973 and later, Type 3 8.1969 and later

113707191C

04051



Chromed stainless steel bumper, fog lights or stretcher bolts (6 pieces)

Beetle 8.1967 and later, Karmann Ghia, Bus 8.1973 and later, Type 3 8.1969 and later

113707191C

00604



Chromed steel headlight rim (each) Beetle 1973 (VIN 114 2153 057) and later (duplo or H4), Beetle 8.1967 and later (sealed beam), Bus 8.1973 until 7.1979 (duplo or H4), Bus 8.1967 and later (sealed beam), Type 3 all years (sealed beam), Thing 10.1973 and later (duplo or H4), Thing all years (sealed beam)

113941175

Group 941 : Headlights, reversing lights and fog lamp

05733



High beam lights including cover (each)
all models and years

03733



Polished stainless high beam lights (Per Pair)
Diameter: 150mm, Bulb: H3-12V 55 Watt

943

License plate lighting

00643



Licence plate- interior- and taillight bulb 12V (Per Pair)
Type: bayonet, Base: BA15s, Color: clear, voltsage: 12V, Power: 10 Watt

N177192• N0177192

00644



Interior- and license plate light bulb 6V (Per Pair)
Type: bayonet, Base: BA15s, Color: clear, voltsage: 6V, Power: 10 Watt

N177191

60747



License light housing seal
Type 3 squareback, Thing

361943191A

00607



License plate light chrome

04607



License plate assembly
Beetle export models and VW1300 8.1963 and later, VW1200, VW1500, 1302 and 1303 8.1966 and later, Type 3 fastback and notchback

311943117C• 311943121• 311943121A• 311943131• 311943169A• 111943117D



Group 943 : License plate lighting

 04604



License plate light lens seal
Beetle export models and
VW1300 8.1963 and later,
VW1200, VW1500, 1302 and
1303 8.1966 and later, Type 3
fastback and notchback

311943131

 30747



Seal license light housing
Type 3 notchback and
fastback

311943191

 10476



Speednut 4.2 mm (4 pieces)
Karmann Ghia dash heater/fresh air
duct 8.1970 and later, Bus door pull
grab handle 8.1967 until 7.1979,
Vanagon/T25 dashboard instrument
panel, Type 3 licence plate frame for
Italian models 8.1969 and later

211837223• N0154301•
N154301

 03714



Sidelight, taillight, licence
plate and interior light bulb
12V (Per Pair)
Beetle, Karmann Ghia, Bus
until 7.1967, Type 3, Thing

N0177185• N177182

 10628



Taillight lens European
amber/red/clear (each)
Karmann Ghia 8.1971 and
later, Type 3 8.1969 and later

311945223P

 30628



Taillight lens red (each)
Type 3 export models 8.1963
until 7.1969

311945223C

945

Rear lights, side indicators and switches

Group 945 : Rear lights, side indicators and switches

 30629



Taillight lens red (each)
Type 3 Notchback and
Squareback export models
until 7.1969

311945223A

 10629



Taillight lens USA red/red/
clear (each)
Karmann Ghia 8.1971 and
later, Type 3 8.1969 and later

311945223R

 00662



Taillight with brake light or
turn indicator with sidelight
combination bulb 12V (Per Pair)
Beetle, Karmann Ghia, Bus 1958
(VIN 351 736) until 7.1979, Type
3 8.1969 and later, Thing

N177382• N0177382

 05744



Seal between lens and light
unit (Per Pair)
Beetle 1200 8.1973 and later
+1303, Bus 8.1970 until 7.1979,
Type 3 8.1969 and later, Thing
3.1973 and later USA

411945235

 10778



Taillight seals (Per Pair)
Karmann Ghia 8.1971 and
later, Type 3 8.1969 and later

311945191A

 00642



Tubular bulb 12V (Per Pair)

 00671



Universal light unit orange
(Per Pair)
65mm

 00672



Universal light unit red (Per
Pair)
65mm

 00670



Universal light unit white (Per
Pair)
65mm

Group 945 : Rear lights, side indicators and switches

03643



Fog or brake light lens red (each)
Fog light* Beetle 8.1966 until 1972 (VIN 113 2199 583), Karmann Ghia 8.1966 until 7.1969, Bus 8.1969 until 7.1971, Type 3 8.1966 until 7.1969, Brake light Bus until 1958 (VIN 351 735)

211945331A • 211943137A

03804



Brake switch boot (each)
Beetle 8.1969 until 7.1971, Bus 8.1967 until 1968 (VIN 299 061 567), Type 3

411941539

04261



Brake light switch with divider 2 pin A-quality (each)
Beetle 8.1960 until 7.1971, Karmann Ghia 8.1960 until 7.1971, Bus until 1968 (VIN 299 061 567), Type 3, Thing until 7.1971

113945515C

01250



Brake light switch with divider 2 pin B-quality (each)
Beetle 8.1960 until 7.1971, Karmann Ghia 8.1960 until 7.1971, Bus until 1968 (VIN 299 061 567), Type 3, Thing until 7.1971

113945515C

00277



Turn indicator bulb 12V amber (Per Pair)
Type: bayonet, Base: BA15s, Color: amber (orange), voltsage: 12V, Power: 21 Watt

N177321

00659



Turn indicator, tail-reversing-ambulance and license plate light bulb 6V clear (Per Pair)
Beetle, Karmann Ghia, Bus until 7.67, Type 3

00658



Turn indicator, tail-reversing-ambulance and fog light bulb 12V clear (Per Pair)
Type: bayonet, Base: BA15s, Color: clear, voltsage: 12V, Power: 21 Watt

N177322 • N0177322

03714



Sidelight, taillight, licence plate and interior light bulb 12V (Per Pair)
Beetle, Karmann Ghia, Bus until 7.1967, Type 3, Thing

N0177185 • N177182

Group 947 : Interior lighting

947

Interior lighting

 00664



Interior- and license plate light bulb 12V (Per Pair)
Type: tubular, Base: SV8.5, Length: 43mm, Color: clear, voltsage: 12V, Power: 10W

N177232• N0177232

 00663



Interior- and license plate light bulb 6V (Per Pair)
Type: tubular, Base: SV8.5, Length: 43mm, Color: clear, voltsage: 6V, Power: 10W

N177231• N0177231

 01187



Door contact switch seal (each)
Beetle 8.1964 and later, Karmann Ghia 8.1969 and later, Type 3, Bus 8.1967 until

113947565A

 00686



Switch interior light/handbrake/trunk (each)
Beetle 8.1960 and later, Karmann Ghia 8.1960 and later, Bus 8.1967 and later, Type 3 until 7.1969

113947561H• 113947561D

 30653



Parking light lens clear/red (Per Pair)
Type 3

311949109

 30656



Parking light or side turn signal indicator seals (Per Pair)
Beetle Danish models VW1200, VW1300 and VW1500 8.1967 until 1972 (112 2820 149), 1302 and 1303 all years, Type 3 all models

311949121

949

Side lights, Parking lights



Group 949 : Side lights, Parking lights

00272



Turn indicator bulb 12V
amber (Per Pair)
Type: bayonet, Base: BA9s,
Color: amber (orange),
voltsage: 12V, Power: 4 Watt

00657



Sidelight, turn indicator,
interior- and license plate
lighting bulb 12V clear (Per Pair)
Type: bayonet, Base: BA9s,
Color: clear, voltsage: 12V,
Power: 4 Watt

00656



Sidelight, turn indicator,
interior lighting bulb 6V clear
(Per Pair)
Beetle, Karmann Ghia, Bus
until 7.1967, Type 3

N177172• N0177172

N177171• N0177171

30650



Side turn indicator lens clear
(Per Pair)
Type 3

30651



Side turn indicator lens red
(Per Pair)
Type 3

951 Horns

00650



Horn low tone
voltsage: 6V

03650




Horn low tone A-quality
voltsage: 12V, Sound pitch:
335 Hz

111951111H• 111951111E

191951113A• 311951113L

Group 951 : Horns

00651



Horn low tone B-quality
voltage: 12V, Loudness: 110
dB

113951113A • 311951113L •
191951113A

01986



Horn terminal boots (Per Pair)
Beetle, Karmann Ghia, Bus,
Type 3, Thing

111951195A

02705



Horn ring
Beetle 8.1959 until 7.1971,
Karmann Ghia 8.1959 until
7.1971, Type 3 until 7.1971

113951531F

02704



Horn ring mounting kit
Beetle 8.1959 until 7.1971,
Karmann Ghia 8.1959 until
7.1971, Type 3 until 7.1971

113951563 • 113951541 • N106951 •
113951547 • 113951555A • 113951539

09779



Horn button Wolfsburg
replaces the original Beetle
horn cap until 7.1955,
replacement for the
original Petri horn cap or
reproduction banjo steering
wheel

211906101

01988



Connector protective cap Ø
10.5 mm (each)
various applications for
Beetle, Karmann Ghia, Bus

211906101

953

Side indicator

00662



Taillight with brake light or
turn indicator with sidelight
combination bulb 12V (Per Pair)
Beetle, Karmann Ghia, Bus 1958
(VIN 351 736) until 7.1979, Type
3 8.1969 and later, Thing

N177382 • N0177382

05744



Seal between lens and light
unit (Per Pair)
Beetle 1200 8.1973 and later
+1303, Bus 8.1970 until 7.1979,
Type 3 8.1969 and later, Thing
3.1973 and later USA

411945235

Group 953 : side indicator

04154



Hazard light switch 12V
Beetle VW1200, VW1300, VW1500 and
1302 8.1968 until 9.1990, Karmann
Ghia 8.1968 and later, Bus Ambulance
1968 (VIN 278 098 286) until 1968
(VIN 278 220 000), all models 8.1968
until 7.1979, Type 3 8.1969 and later,
Thing

211953235A

30646



Amber (orange) turn signal lens front
(each)
Karmann Ghia 1963 (VIN 5 853 202)
until 7.1969, Type 3 all models until
7.1963, Type 3 Notchback 8.1963 until
7.1966, Type 3 Squareback 1500/1500N
8.1963 until 7.1966, Type 3 Fastback
1600T(simplified version) 8.1968 and later

311953161

30648



Amber (orange) turn
indicator lens front (each)
Type 3 8.1963 until 7.1969

311953161B

00641



Indicator lights and
dashboard instrument
lighting bulbs 12V (Per Pair)
Beetle, Karmann Ghia, Bus
until 7.1967, Type 3, Thing

N177222• N0177222

00678



Indicator lights and
dashboard instrument
lighting bulbs 6V (Per Pair)
Beetle, Karmann Ghia, Bus
until 7.1967, Type 3

N177221• N0177221

04650



Dash switch escutcheon nut
(each)
Beetle 8.1957 until 7.1967,
Karmann Ghia 10.1957 until
7.1967, Bus 8.1967 and later,
Type 3 8.1963 until 7.1967, Thing
until 2.1973

111941515

04651



Dash switch escutcheon nut
(each)
Beetle 8.1967 and later,
Karmann Ghia 8.1967 and
later, Bus 8.1967 and later,
Type 3 8.1967 and later, Thing

111941515D

30645



Clear turn signal lens front
(each)
Karmann Ghia for Italy 1963
(VIN 5 853 202) until 7.1969,
Type 3 for export countries
until 7.1963

311953161A

30647



Clear turn signal lens front
(each)
Type 3 for Italy 8.1963 until
7.1969

311953161C

Group 953 : side indicator

04155



Knob hazard light switch 12V
Beetle 1200/1300/1500/1302
8.1970 and later (without
dash cover), Karmann Ghia
8.1970 and later, Type 3
8.1970 and later

111953245E

00272



Turn indicator bulb 12V
amber (Per Pair)
Type: bayonet, Base: BA9s,
Color: amber (orange),
voltsage: 12V, Power: 4 Watt

00277



Turn indicator bulb 12V
amber (Per Pair)
Type: bayonet, Base: BA15s,
Color: amber (orange),
voltsage: 12V, Power: 21 Watt

00273



Turn indicator bulb 6V amber
(Per Pair)
Beetle, Karmann Ghia, Bus
until 7.67, Type 3

00646



Flasher relay
6V, 2 terminals, 2 x 18 Watt

00685



Flasher relay
12V, 3 terminals, 4 x 21 Watt

00695



Flasher relay
6V, 3 terminals, 2 x 18 Watt

04685



Flasher relay
12V, 4 terminals, 4 x 21 Watt

20685



Flasher relay
12V, 9 terminals, 4 x 21 Watt

111953185C

211953215C

211953227B

Group 953 : side indicator

70684



Flasher relay
12V, 4 terminals, 6 x 21 Watt

211953231G• 431953231

00676



Turn signal switch
Beetle VW 1300, 1302 and 1303
8.1971 and later, VW 1200 8.1975
until 1980 (VIN 11-B-010 818),
Karmann Ghia, 8.1971 and later,
Type 3 8.1971 and later, Thing
1974 (VIN 184 2356 316) and later

111953513F

00677



Turn signal switch
Beetle 8.1967 until 7.1970,
Karmann Ghia 8.1967 until
7.1971, Type 3 8.1967 until
7.1969

311953513B

00659



Turn indicator, tail-reversing-
ambulance and license plate
light bulb 6V clear (Per Pair)
Beetle, Karmann Ghia, Bus
until 7.67, Type 3

N177321

00658



Turn indicator, tail-reversing-
ambulance and fog light bulb
12V clear (Per Pair)
Type: bayonet, Base: BA15s,
Color: clear, voltsage: 12V,
Power: 21 Watt

N177322• N0177322

14020



Seal between turn signal lens
and bulb holder (Per Pair)
Karmann Ghia 1963 (VIN 5
853 202) until 7.1969, Type 3
until 7.1969

311953151

30701



Seal between turn signal base
and body left
Type 3 until 7.1963 all models,
8.1963 until 7.1968 Notchback
and Squareback for USA and
Canada, until 7.1968 Fastback
models in a simplified version

311953153

30702



Seal between turn signal base
and body right
Type 3 until 7.1963 all models,
8.1963 until 7.1968 Notchback
and Squareback for USA and
Canada, until 7.1968 Fastback
models in a simplified version

311953154

02445



Wiper switch with pneumatic window
washer
Beetle VW1300, VW1500 and 1302
8.1971 until 1973 (VIN 114 2358 021),
1303 until 1973 (VIN 134 2358 021),
Karmann Ghia, 8.1971 and later, Type
3, 8.1971 and later, Thing 3.1973 until
1974 (VIN 184 2356 315)

111953519H• 111953519E

Group 953 : Side indicator

 09721




Stainless steel turn indicator cover
Beetle until 7.1967, Karmann Ghia until 7.1967, Type 3 until 7.1967

 00657



Sidelight, turn indicator, interior- and license plate lighting bulb 12V clear (Per Pair)
Type: bayonet, Base: BA9s, Color: clear, voltsage: 12V, Power: 4 Watt

 04845



Fuel tank sender and turn indicator lens copper rings (5 pieces)
Fuel tank sender bolts for Beetle VW1200, VW1300 and VW1500, Karmann Ghia, Bus until 1973 (VIN 293 2138 898), Type 3, Thing, Turn indicator unit screws for Type 3 8.1963 until 7.1969

N177172• N0177172

N0138021• N138021

955

Wipers, Washer

 04650



Dash switch escutcheon nut (each)
Beetle 8.1957 until 7.1967, Karmann Ghia 10.1957 until 7.1967, Bus 8.1967 and later, Type 3 8.1963 until 7.1967, Thing until 2.1973

111941515

 04651



Dash switch escutcheon nut (each)
Beetle 8.1967 and later, Karmann Ghia 8.1967 and later, Bus 8.1967 and later, Type 3 8.1967 and later, Thing

111941515D

 05447



Nut windscreen washer hose or brakefluid reservoirline (each)
Window washer hose nut Beetle 8.1967 and later, Karmann Ghia 8.1967 and later, Bus 8.1967 until 7.1979, Type 3, Thing, Brake fluid reservoir line nut Beetle 1966 (VIN 116 872 032) until 7.1967, Karmann Ghia 1966 (VIN 146 872 032) until 7.1967, Type 3 until 7.1967

113955481

 59990



Windscreen washer liquid 500 ml concentrated

 02448



Windscreen washer conversion kit from manual to electric 12V



Group 955 : Wipers, Washer

02447



Window washer hose per meter
ø 2.5mm

N180571

06281



Windscreen washer valve
Beetle 8.1971 and later,
Karmann Ghia 8.1971 and later,
Type 3 8.1971 and later,
Thing 3.1973 and later

111953553

02451



Windscreen washer nozzle
chrome
Beetle, Karmann Ghia, Type 3,
Thing

111955993A

04450



Windscreen washer nozzle
black A-quality
Beetle, Karmann Ghia, Type 3,
Thing

111955993A

02450



Windscreen washer nozzle
black B-quality
Beetle, Karmann Ghia, Type 3,
Thing

111955993A

02460



Windscreen washer bottle
cap
Beetle 8.1967 until 1980
(VIN 11-B-010 818), Karmann
Ghia 8.1967 and later, Type 3
8.1967 and later, Thing

311955979B

02402



Wiper blades (Per Pair)
Beetle 1303 (use also clips
#2416), Type 3 (use also clips
#2416)

133955425C• 8D9955427

02416



Wiper blade mounting
brackets (Per Pair)
Beetle 1303, Bus 8.1967 until
7.1968, Type 3

113955433

02455




Wiper switch knob including
windscreen washer push button
Beetle VW 1300, VW 1500 and 1302
8.1967 until 7.1971 (only for cars
without dash cover), VW 1200 8.1967
until 12.1977 (only for cars without
dash cover), Karmann Ghia 8.1967
until 7.1971, Type 3 8.1967 until 7.1971

111941541F• 111941547•
411955549B

Group 955 : Wipers, Washer


02453



Wiper switch knob with washer button ivory
Beetle until 7.1966, Type 3 8.1963 until 7.1965

**113955541B567•
113955549567**

02452



Wiper switch knob with washer button silver beige
Beetle until 7.1966, Type 3 8.1963 until 7.1965

**113955541B466•
113955549466**

02444



Wiper switch with pneumatic window washer
Beetle VW1300, VW1500 and 1302 8.1967 until 7.1971, VW1200 8.1967 until 7.1975, Karmann Ghia 8.1967 until 7.1971, Type 3 8.1967 until 7.1971

141955517A

02445



Wiper switch with pneumatic window washer
Beetle VW1300, VW1500 and 1302 8.1971 until 1973 (VIN 114 2358 021), 1303 until 1973 (VIN 134 2358 021), Karmann Ghia, 8.1971 and later, Type 3, 8.1971 and later, Thing 3.1973 until 1974 (VIN 184 2356 315)

111953519H• 111953519E

02454



Wiper switch with pneumatic window washer
Beetle until 7.1967, Karmann Ghia 8.1966 until 7.1967, Bus 8.1967 until 7.1972, Type 3 8.1966 until 7.1967, Thing until 2.1973

141955517

02411



Wiper arm caps (Per Pair)
Beetle 8.1972 and later, Karmann Ghia 8.1972 and later, Bus 8.1972 and later, Type 3 1972 (VIN 312 2158 628) and later

133955435

02408



Wiper arm cap nuts (Per Pair)
Beetle 8.1969 until 7.1972, Karmann Ghia 8.1969 until 7.1972, Bus 8.1968 until 7.1972, Type 3 8.1969 until 1972 (VIN 312 2158 627)

211955417A

02410



Wiper shaft caps (Per Pair)
Beetle 8.1969 and later, Karmann Ghia 8.1969 and later, Bus 8.1972 until 7.1979, Type 3 8.1969 and later, Thing 3.1973 and later

211955275A• 1499552751

02425



Wiper shaft grommets (Per Pair)
Beetle VW1200, VW1300, VW1500 and 1302 8.1969 and later, Karmann Ghia 8.1969 and later, Bus 8.1967 until 7.1979, Type 3

311955261A



Group 955 : Wipers, Washer

02403



Wiper shaft nuts (Per Pair)
Beetle 8.1969 and later,
Karmann Ghia 8.1969 and
later, Bus 8.1967 until 7.1979,
Type 3, Thing 3.1973 and
later

311955243A

02413



Wiper shaft washers M12 (Per
Pair)
Beetle 8.1969 and later,
Karmann Ghia 8.1969 and
later, Bus 8.1967 until 7.1979,
Type 3, Thing 3.1973 and later

311955255

02414



Wiper motor converter 12V
to 6V
voltage: 12V, Power: 50 W,
Resistance: 4 Ohm

00990



Vacuum, water or breather
hose T-piece
Maximum hose inner
diameter: 5mm, Material:
Plastic

00991



Vacuum, water or breather
hose T-piece
Maximum hose inner
diameter: 7mm, Material:
Plastic

02651



Fuel gauge stabilizer
Beetle 8.1967 and later, Bus
1973 (VIN 213 2166 508) until
7.1979

113957099A

00641



Indicator lights and
dashboard instrument
lighting bulbs 12V (Per Pair)
Beetle, Karmann Ghia, Bus
until 7.1967, Type 3, Thing

N177222• N0177222

957

Dash instruments

Group 957 : Dash instruments

00678



Indicator lights and dashboard instrument lighting bulbs 6V (Per Pair)
Beetle, Karmann Ghia, Bus until 7.1967, Type 3


N177221•N0177221

04494



Dehne fuel gauge (digital)
Beetle, Karmann Ghia, Bus until 1973 (VIN 293 2138 900), Type 3, Thing

02643



Gauge mounting plate under dash
2 X 52mm black

02644



Gauge mounting plate under dash
3 X 52mm black

02652



Gauge mounting plate under dash
1 X 52mm black

02682



Bulb socket indicator lights and dashboard instrument lighting (Per Pair)
Beetle 8.1960 and later, Karmann Ghia 8.1960 until 7.1966, Bus 8.1960 until 7.1967, Type 3, Thing

111957397

02676



Brass odometer gear (KPH)
Number of Teeth: 12,
Diameter: 8.65mm

02663



Oil pressure gauge 0-10 bar
Ø 52 mm
12V

02662



Oil pressure gauge 0-5 bar Ø
52 mm
12V



Group 957 : Dash instruments

02633



Oil temperature gauge 50-150 °C Ø 52 mm (VDO)
12V only

02693



Speedo cable
Beetle until 9.1952 (RHD),
Beetle 8.1957 until 7.1965
(RHD), Type 3 (RHD), Thing
(RHD)

112957801K

12695



Speedo cable
Karmann Ghia until 7.1966
(LHD), Type 3 (LHD)

141957801C

02699



Speedometer cable thru
fender well Seal
Beetle 8.1960 and later,
Karmann Ghia 8.1960 and
later, Type 3, Thing

111957861

02700



Speedo cable thru spindle
grommet
Beetle, Karmann Ghia, Bus
except Syncro, Type 3, Thing

111957855B

02664




Voltmeter gauge 8-16V, Ø 52
mm
12V

971

Electrical wiring

00636



Battery clamps (Per Pair)
all models and years

08977



Rear window defroger
wiring grommets (Per Pair)
Beetle, Karmann Ghia, Type 3

143971919

Group 971 : Electrical wiring

04411



Shielded 6.3 mm spade connector 1 to 1

111971977

04412



Shielded 6.3 mm spade connector 1 to 2

111937079

04413



Shielded 6.3 mm spade connector 2 to 2

111937078

04410



Shielded 6.3 mm spade connector 3 to 3

03801



Wire harness grommets (Per Pair)
Beetle 8.1969 and later harness front side, Karmann Ghia 8.1969 and later headlight bucket, Type 3 harness rear side, Thing harness

311971907

00641



Indicator lights and dashboard instrument lighting bulbs 12V (Per Pair)
Beetle, Karmann Ghia, Bus until 7.1967, Type 3, Thing

N177222• N0177222

00678



Indicator lights and dashboard instrument lighting bulbs 6V (Per Pair)
Beetle, Karmann Ghia, Bus until 7.1967, Type 3

N177221• N0177221

03799



Wire grommets (Per Pair)
Beetle, Karmann Ghia, Bus 8.1967 and later, Type 3, Thing

111971911A• 1119719112

01951



Generator, alternator, seat belt- and oil pressure switch terminal boots (Per Pair)
Generator terminals Beetle 8.1970 and later, Karmann Ghia 8.1970 and later, Type 3, Alternator terminal Bus 8.1967 until 7.1979* and 8.1987 and later, Safety belt warning switch Beetle, Karmann Ghia, Type 3, Oil pressure switch Type 3 with injection engine

113971901A



Group 971 : Electrical wiring

12682



Bulb socket indicator lights, switches and instrument lighting (Per Pair)
Beetle, Karmann Ghia, Bus 8.1967 and later, Type 3, Thing

141957397A

00601



Battery isolator switch

00554



Ground strap 200 x 20 mm eye/eye (10 mm) gearbox to chassis

111971237A

00718



Ground strap 290 x 20 mm eye /eye (10 mm) universal applications

00342



Ground strap with battery clamp 385 mm battery to chassis

147971235

08114



Uninsulated right angled female spade connectors with locking barb (10 pieces)
Spade connector size: 7.8mm, Material thickness: 0.8mm, Wire thickness: 2.5mm²

111971951

08116



Uninsulated right angled female spade connectors with locking barb (10 pieces)
Spade connector size: 8.0mm, Material thickness: 0.8mm, Wire thickness: 1.5- 2.5mm²

111971966

08115



Uninsulated right angled female spade connectors without locking barb (10 pieces)
Spade connector size: 6.3mm, Material thickness: 0.8mm, Wire thickness: 1.0-2.5mm²

111971965

08111



Uninsulated male spade connectors with locking barb (10 pieces)
Spade connector size: 6.3mm, Material thickness: 0.8mm, Wire thickness: 0.5 - 1.0mm²

111971985

Group 971 : Electrical wiring

08112



Uninsulated male spade connectors with locking barb (10 pieces)
Spade connector size: 6.3mm,
Material thickness: 0.8mm,
Wire thickness: 1.5 - 2.5mm²

111971986

08113



Uninsulated male spade connectors with locking barb (10 pieces)
Spade connector size: 6.3mm,
Material thickness: 0.8mm,
Wire thickness: 4.0 - 6.0mm²

111971987

08108



Uninsulated male spade connectors without locking barb (10 pieces)
Spade connector size: 2.8mm,
Material thickness: 0.8mm,
Wire thickness: 0.5 - 1.5mm²

N174580

08109



Uninsulated male spade connectors without locking barb (10 pieces)
Spade connector size: 6.3mm, Material thickness: 0.8mm, Wire thickness: 1.5 - 2.5mm²

08110



Uninsulated male spade connectors without locking barb (10 pieces)
Spade connector size: 6.3mm, Material thickness: 0.8mm, Wire thickness: 4.0 - 6.0mm²

N174620

08101



Uninsulated ring terminals 5 mm (10 pieces)
Ring diameter: 5mm, Material thickness: 0.8mm, Wire thickness: 1.0 - 2.5mm²

111971949

08102



Uninsulated ring terminals 5 mm (10 pieces)
Ring diameter: 5mm, Material thickness: 0.8mm, Wire thickness: 4.0 - 6.0mm²

111971947

08103



Uninsulated ring terminals 6 mm (10 pieces)
Ring diameter: 6mm, Material thickness: 0.8mm, Wire thickness: 1.0 - 2.5mm²

111971949B

08104



Uninsulated ring terminals 6 mm (10 pieces)
Ring diameter: 6mm, Material thickness: 0.8mm, Wire thickness: 4.0 - 6.0mm²



Group 971 : Electrical wiring

08105



Uninsulated ring terminals 8 mm (10 pieces)
Ring diameter: 8mm, Material thickness: 0.8mm, Wire thickness: 1.0 - 2.5mm²

111971950

08106



Uninsulated ring terminals 8 mm (10 pieces)
Ring diameter: 8mm, Material thickness: 0.8mm, Wire thickness: 4.0 - 6.0mm²

111971948

08100



Uninsulated fork terminals 6 mm (10 pieces)
Fork diameter: 6mm, Material thickness: 0.8mm, Wire thickness: 1.5 - 2.5mm²

08121



Uninsulated female spade connectors with locking barb (10 pieces)
Spade connector size: 6.3mm, Material thickness: 0.8mm, Wire thickness: 0.5-1.0mm²

111971959

08122



Uninsulated female spade connectors with locking barb (10 pieces)
Spade connector size: 6.3mm, Material thickness: 0.8mm, Wire thickness: 1.5-2.5mm²

111971960

08123



Uninsulated female spade connectors with locking barb (10 pieces)
Spade connector size: 6.3mm, Material thickness: 0.8mm, Wire thickness: 4.0-6.0mm²

111971961

08124



Uninsulated female spade connectors with locking barb (10 pieces)
Spade connector size: 2.8mm, Material thickness: 0.5mm, Wire thickness: 0.5-1.0mm²

111971957

08125



Uninsulated female spade connectors with locking barb (10 pieces)
Spade connector size: 2.8mm, Material thickness: 0.8mm, Wire thickness: 0.5-1.5mm²

111971958 • 111971983

08117



Uninsulated female spade connectors without locking barb (10 pieces)
Spade connector size: 6.3mm, Material thickness: 0.8mm, Wire thickness: 0.5-1.0mm²

Group 971 : Electrical wiring

08118



Uninsulated female spade connectors without locking barb (10 pieces)

Spade connector size: 6.3mm, Material thickness: 0.8mm, Wire thickness: 1.5-2.5mm²

08119



Uninsulated female spade connectors without locking barb (10 pieces)

Spade connector size: 6.3mm, Material thickness: 0.8mm, Wire thickness: 4.0-6.0mm²

08120



Uninsulated female spade connectors without locking barb (Per Pair)

Spade connector size: 9.6mm, Material thickness: 1.0mm, Wire thickness: 6.0-8.5mm²

111971962

08107



Double male to single female spade connector (Per Pair)

Spade connector size: 6.3mm, Material thickness: 0.8mm

111971511

999

Radio, antenna and relatives

00432



Antenna chrome
Beetle 8.1966 and later, Type 3 8.1966 and later, Vanagon/
T25

251035503A

03782



Antenna European model
chrome
Beetle until 7.1966, Bus until 7.1979, Type 3 until 7.1966

111999901A



Group 999 : Radio, antenna and relatives

00783



Antenna European model
black
Beetle until 7.1966, Bus until
7.1979, Type 3 until 7.1966

111999901A

00447



Antenna black
Beetle 8.1966 and later, Type
3 8.1966 and later, Vanagon/
T25

01178



Antenna plug
Beetle 8.1966 and later, Type
3 8.1966 and later, Vanagon/
T25

113817295C

00543




Radio mounting box

09743



Radio switch rosewood (Per
Pair)

03783



Relay 6V/30 A
all models with 6V

311863139

00699



Voltage converter 6V to 12V
max. 10A



Various

Group 10



Group 000 : Stickers

000
Stickers

06177



Coil sticker Bosch 12V

06161



Coil sticker Bosch 12V blue coil

00789



Coil sticker Bosch 6V

06160



Coil sticker Bosch 6V blue coil

06162



Coil sticker Bosch Super-Coil (Blue coil)

02609



Wheel cap decals with EMPI GT logo on white background (4 pieces)
Diameter: 43mm

02526



Wheel cap decals with EMPI logo (4 pieces)
Diameter: 43mm

02525



Wheel cap decals with Paruzzi logo (4 pieces)
Diameter: 44mm

Group 000 : Stickers

06205



Sticker 12V on the A-pillar
Beetle, Karmann Ghia, Type 3,
Bus until 7.1967, Thing

111900275

36168

Reifendruck / Cold Tire Inflation Pressure

Teil-Nr. 361.000.257 H	Nutzlast / max. load	halb		voll	
		half	full	half	full
Normalreifen	vorn / front	1,2	1,3	17	18
Bias Ply Tires	hinten / rear	1,8	2,5	26	36
	Autobahn / Highway + 0,2 atü / 3 psi (notfor USA)				
Gürtelreifen Radial Ply Tires	vorn / front	1,3	1,3	18	19
	hinten / rear	2,0	2,5	28	36

Sticker tire pressure
Type 3 squareback 8.1966
and later

361000257H

06174



Okтан min. 91 R0Z/R0N

Sticker fuel octane 91

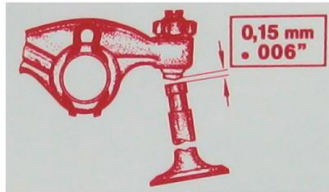
76184

Eberspächer

Fahrzeugheizung vor dem
Tanken abstellen
Before filling up switch
off heater

Sticker Eberspächer fuel fill
up warning

06204



Restoration sticker valve timing
Beetle 8.1964 and later,
Karmann Ghia 8.1964 and later,
Bus 8.1967 until 7.1973 with
1700cc engine, Type-3 8.1964
and later, Thing

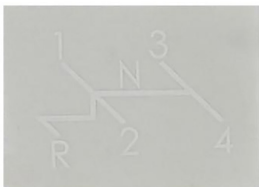
022100175

00785

Zulässige Belastung des Gepäckträgers = 50 kg
Gesamtbelastung des Fahrzeuges von 380 kg
darf jedoch nicht überschritten werden.
Maximum permissible load of luggage carrier = 110 lbs.
Total loading capacity of vehicle = 836 lbs.
must not be exceeded.

Restoration sticker load
weight

06206



Sticker shift pattern
Beetle, Type 3

113000269F

00786



Volkswagen service sticker

ZCP902672



Group 010 : Fasteners

010 Fasteners

04416



Rear wheel- gearbox bearing circlips (Per Pair)
Beetle with IRS, Karmann Ghia with IRS, Type 3 with IRS, Thing with IRS, Vanagon/T25 Syncro viscous coupling and gearbox

N123191 • N0123191

01150



Axle lock ring M7 per (3 pieces)
various applications for Beetle, Karmann Ghia until 7.1960, Bus, Type 3

N124371 • N0124373

04844



Pan head cross screw (10 pieces)
Thread size: M5, Length: 10mm, Material: galvanized steel, Screw head Type: Philips

N01412913

07427



Pan head cross screw (10 pieces)
Thread size: M5, Length: 15mm, Material: galvanized steel, Screw head Type: Philips

N0141313 • N108151 • N141312 • N0108151

07434



Panhead screws (10 pieces)
Length: 9.5mm, Diameter: 3.5mm, Material: galvanized steel, Screw head Type: Philips

N139573 • N0139575 • N139571

07435



Panhead screws (10 pieces)
Length: 13mm, Diameter: 3.5mm, Material: galvanized steel, Screw head Type: Philips

N139583 • N0139587

07436



Panhead screws (10 pieces)
Length: 13mm, Diameter: 4.8mm, Material: galvanized steel, Screw head Type: Philips

N139681 • N0139681

07437



Panhead screws (10 pieces)
Length: 16mm, Diameter: 4.8mm, Material: galvanized steel, Screw head Type: Philips

N139691 • N0139694

Group 010 : Fasteners

07438



Panhead screws (10 pieces)
Length: 19mm, Diameter:
4.2mm, Material: galvanized
steel, Screw head Type:
Philips

N139671 • N0139671

07445



Panhead screws (10 pieces)
Length: 13mm, Diameter:
3.9mm, Material: galvanized
steel, Screw head Type:
Philips

N139612 • N0139612

05307



Bolt M10 x 45 x 20 mm (Per Pair)
Beetle/Karmann Ghia until 7.1965 torsion
arm to link pin, Beetle/Karmann Ghia
chassis to bulkhead, Bus 8.1971 until
7.1979 front gearbox clamp, Vanagon/
T25 silencer clamp (only Turbo Diesel),
Vanagon/T25 bracket for high volume
horn, Type 3 sub-frame rear, Thing rear
body mounting

N0104457 • N104451

07424



Body to chassis, horn,
bumper bracket and engine
mounting bolts (4 pieces)
Beetle, Karmann Ghia until
7.1971, Bus 8.1967 until
7.1972, Type 3, Thing

N102546 • N102541 • N102542 •
N102544

70417



Washers M4 (10 pieces)
various applications for
Beetle, Karmann Ghia, Bus
until 7.1967, Type 3, Thing

N0116644 • N116643

04625



Washers M6 (10 pieces)
Inner diameter: 6.4mm, Outer
diameter: 18mm, Thickness:
1.6mm, Material: Galvanized
steel

N116665 • N01166615 •
N0116663

04600



Washers M8 (10 pieces)
Inner diameter: 8.4mm, Outer
diameter: 24mm, Thickness:
2mm, Material: Galvanized
steel

N116701 • N01167016 •
N01167026

21280



Cylindrical hex bolts (Per Pair)
various applications for, Beetle
8.1970 and later, Karmann Ghia
8.1970 and later, Bus 8.1970
until 7.1979, Type 3 8.1971 and
later, Thing 1.1973 and later

N0147791

71279



Cylindrical stainless steel hex
bolts (Per Pair)
various applications for Beetle
8.1967 until 7.1975, Karmann
Ghia 8.1967 until 7.1971,
Vanagon/T25, Type 3 until
7.1971, Thing until 12.1972

N147091 • N0147091



Group 010 : Fasteners

04388



Conical washer polished stainless steel size 4.4 mm (10 pieces)
various applications for Beetle, Bus, Type 3, Thing

N0117011 • N117011

04427



Door handle, rear seat bottom and pop-out latch bolts (Per Pair)
Door handle Beetle 8.1967 and later and Type 3 all years, Pop-out latch Type 3 Fastback all models and Squareback 8.1970 and later, Rear seat bottom Thing

N142751 • N0142751


01856



Domed cap nuts M6 (6 pieces)
various applications for Beetle, Karmann Ghia, Bus, Type 3, Thing

N110623 • N0110624

00098



DZUS fastener with tab (2-part) (each)

00144



DZUS fasteners (2-part) (each)

07432



Black oxide panhead screws (10 pieces)
Length: 13mm, Diameter: 4,2mm, Screw head Type: Philips

N139661 • N01396626 • N01396612

17153



Emblem/dash cover clips (3 mm) (4 pieces)
Karmann Ghia 8.1962 and later (rear emblem), Vanagon/T25 Carat (dash cover)

N0120672

07397



External serrated lock washers M5 (10 pieces)
Inner diameter: 5,3mm, Outer diameter: 9mm, Height: 1.5mm, Material: Galvanized steel

N121042 • N0121044

07398



External serrated lock washers M6 (10 pieces)
Inner diameter: 6,4mm, Outer diameter: 11mm, Height: 2.1mm, Material: Galvanized steel

N121051 • N0121053

Group 010 : Fasteners

07399



External serrated lock washers M8 (10 pieces)
Inner diameter: 8,4mm, Outer diameter: 15mm, Height: 2.4mm, Material: Galvanized steel

N121082• N0121082

07417



Galvanized steel M8 hex nuts (10 pieces)
Thread size: M8 x 1.25, Height: 6.26mm, Material: galvanized steel, Wrench size: 13mm

N01100830• N01100818•
N110088• N0110088

07392



Curved M10 spring washers (10 pieces)
Inner diameter: 10.5mm, Outer diameter: 21mm, Thickness: 1.0mm, Material: Galvanized steel

N122302• N12230• N0122307•
N0122306

07393



Curved M12 spring washers (10 pieces)
Inner diameter: 13mm, Outer diameter: 24mm, Thickness: 1.2mm, Material: Galvanized steel

N122321• N12232• N0122323

07390



Curved M4 spring washers (10 pieces)
Inner diameter: 4.3mm, Outer diameter: 9mm, Thickness: 0.5mm, Material: Galvanized steel

N12224• N122241• N0122243

07391



Curved M5 spring washers (10 pieces)
Inner diameter: 5.3mm, Outer diameter: 11mm, Thickness: 0.5mm, Material: Galvanized steel

N12225• N122251• N0122253

07405



Curved M6 spring washers (10 pieces)
Inner diameter: 6.4mm, Outer diameter: 12mm, Thickness: 0.5mm, Material: Stainless steel A2

N0122265• N122262

07414



Curved M7 spring washers (10 pieces)
Inner diameter: 7.6mm, Outer diameter: 14mm, Thickness: 0.8mm, Material: Plain steel

N0122345• N122341• N0122343

07409



Curved M8 spring washers 15 mm wide (10 pieces)
Inner diameter: 8.4mm, Outer diameter: 15mm, Thickness: 0.8mm, Material: Stainless steel A2

N122412• N01224110•
N01224111



Group 010 : Fasteners

07278



Curved M8 spring washers 17 mm wide (10 pieces)
Inner diameter: 8.4mm, Outer diameter: 17mm, Thickness: 0.8mm, Material: Galvanized

N122282• N0122283

07395



Hardened M12 hex nuts (6 pieces)
Thread size: M12 x 1.50, Height: 10mm, Material: Dacromet steel, Wrench size: 17mm, Hardness: Grade 10

N10105507• N110202• N0110204

07401



Hardened M7 hex nuts (4 pieces)
Thread size: M7 x 1.00, Height: 5.35mm, Material: Plain steel, Wrench size: 11mm, Hardness: Grade 10

N0110077• N110077• N110071

00987



Heavy Duty hose clamps anodized blue (Per Pair)
Maximum hose outer size 20.9mm

00970



Heavy Duty hose clamps anodized red (Per Pair)
Maximum hose outer size 12.7mm

00986



Heavy Duty hose clamps anodized red (Per Pair)
Maximum hose outer size 20.9mm

07411



Internal serrated lock washers M10 (10 pieces)
various applications for Beetle, Karmann Ghia, Bus 8.1967 until 7.1979, Type 3

N0121113• N121111

03317



Trunk lid/tailgate hinge spring shaft retainers (4 pieces)
Beetle 1303, Type 3 Front trunk all models 8.1969 until 7.1970, Tail gate Squareback 1968 (VIN 369 076 518) and later

N90047001• N126461

07443



M10 hex bolt (Per Pair)
Thread size: M10 x 1.50, Length: 70mm, Tensile load: 8.8, Material: galvanized steel, Wrench size: 17mm

N104701• N104702• N0104707

Group 010 : Fasteners

 07277



M10 hex bolts (4 pieces)
Thread size: M10 x 1.50,
Length: 20mm, Tensile
load: 10.9, Material: black
galvanized steel, Wrench size:
17mm

N0102524• N102524

 07412



M10 hex bolts (Per Pair)
various applications for
Beetle, Karmann Ghia, Bus
8.1975 and later, Type 3

N0104403• N104403

 07426



M5 hex bolts (10 pieces)
Thread size: M5 x 0.8, Length:
25mm, Tensile load: 8.8,
Material: galvanized steel,
Wrench size: 8mm

N0102095• N102091

 07439



M6 hex bolts (10 pieces)
Thread size: M6 x 1.0, Length:
10mm, Tensile load: 8.8,
Material: galvanized steel,
Wrench size: 10mm

N10210• N102101• N102107• N102103•
N90529301• N90529302• N0102107

 07442



M8 hex bolts (10 pieces)
Thread size: M8 x 1.25,
Length: 20mm, Tensile load:
8.8, Material: galvanized
steel, Wrench size: 13mm

N102401• N102404• N102402•
N01024016

 07444



M8 hex bolts (10 pieces)
Thread size: M8 x 1.25,
Length: 18mm, Tensile load:
8.8, Material: galvanized
steel, Wrench size: 13mm

N102390• N10517• N102391•
N01023911

 07423



M8 hex bolts (4 pieces)
Beetle, Karmann Ghia, Bus
until 7.1967, Vanagon/T25,
Type 3, Thing

N0103609• N103602• N0103602

 07425



M8 hex bolts (4 pieces)
Thread size: M8 x 1.25,
Length: 50mm, Tensile load:
10.9, Material: galvanized
steel, Wrench size: 13mm

N0402622• N103503

 04361



M8 hex bolts (5 pieces)
Thread size: M8 x 1.25,
Length: 55mm, Tensile load:
10.9, Material: galvanized
steel, Wrench size: 13mm

N01035210• N103522•
N0902111



Group 010 : Fasteners

 07428



M8 hex bolts (8 pieces)
Thread size: M8 x 1.25,
Length: 25mm, Tensile load:
10.9, Material: galvanized
steel, Wrench size: 13mm

N01024222• N102425•
N01024230• N01024213

 07420



M8 hex bolts (Per Pair)
Thread size: M8 x 1.25,
Length: 40mm, Tensile load:
10.9, Material: Plain steel,
Wrench size: 13mm

N0103404• N103404

 04597



Washers M10 (4 pieces)
various applications for Beetle
1965 (VIN 116 412 701) and later,
Karmann Ghia 1965 (VIN 146 412
701) and later, Bus 8.1967 and
later, Type 3 8.1963 and later,
Thing

N0115608• N115602• N0115602

 04599



Washers M10 (16 pieces)
Inner diameter: 10.5mm,
Outer diameter: 21mm,
Thickness: 2mm, Material:
Galvanized steel, Hardness:
300 HV

N115271• N0115271•
N01152711

 07386



Washers M3.5 (10 pieces)
various applications for
Beetle, Karmann Ghia 8.1970
and later, Bus 8.1967 until
7.1979, Type 3

N115211• N0115213

 04598



Washers M8 (16 pieces)
Inner diameter: 8.4mm, Outer
diameter: 21mm, Thickness:
4mm, Material: raw steel

N0154013• N0154014

 09744



Door, window and ragtop
handle notch pin (Per Pair)
Beetle until 7.1967, Karmann
Ghia until 7.1963, Bus until
1965, Type 3 8.1966 until
7.1967

N128101

 07155



Stainless steel pan head cross
screw (10 pieces)
various applications for
Beetle, Karmann Ghia, Bus,
Type 3

N141212• N0141212

 07422



Stainless steel panhead
screws (10 pieces)
Beetle, Karmann Ghia, Bus
8.1967 and later, Type 3,
Thing 11.1974 and later

N139583• N0139587

Group 010 : Fasteners

07157



Stainless steel pan head countersunk cross screw (10 pieces)
Thread size: M6, Length: 12mm, Material: Stainless Steel, Screw head Type: Philips

N142769 • N0330391 • N0142769

07156



Stainless steel pan head countersunk cross screw (15 pieces)
Thread size: M4, Length: 12mm, Material: Stainless Steel, Screw head Type: Philips

N142551 • N0142551

23407



Stainless steel pan head screws (45 pieces)
various applications for Beetle, Type 3, Bus 8.1967 until 7.1979, Vanagon/T25

N113723 • N0139631

07408



Stainless steel M8 hex nuts (10 pieces)
Thread size: M8 x 1.25, Height: 6.26mm, Material: Stainless Steel A2, Wrench size: 13mm

N01100830 • N01100818 • N110088 • N0110088

20411



Stainless steel panel screws and washers (60 pieces)
Beetle convertible top, Karmann Ghia convertible top, Bus until 1963 trim panels, Bus 8.1967 and later trim panels, Type 3 trunk

N115781 • N0115781 • N0140864 • N140851 • N114601

70403



Stainless steel countersunk oval raised screws (10 pieces)
various applications for Beetle, Karmann Ghia, Type 3, Bus

N0140864 • N140851 • N114601

02128



Stainless steel circlips (Per Pair)
Inner diameter: 8mm, Thickness: 0.8mm, Material: Stainless Steel

N124081 • N0124081 • N0124082

07402



Stainless steel washers M8 (10 pieces)
Inner diameter: 8.4mm, Outer diameter: 16mm, Thickness: 1.6mm, Material: Stainless steel A2

N01152520 • N115252 • N01152513

05143



Stainless steel hex bolts (10 pieces)
Thread size: M5 x 0.80, Length: 10mm, Tensile load: 70, Material: Stainless Steel A2, Wrench size: 8mm

N0102056 • N102056 • N102052



Group 010 : Fasteners

 07406



Stainless steel hex bolts (10 pieces)
Thread size: M6 x 1.0, Length: 12mm, Tensile load: 70, Material: Stainless Steel A2, Wrench size: 10mm

N01021226• N102123• N102122• N01021214

 07407



Stainless steel hex bolts (10 pieces)
Thread size: M8 x 1.25, Length: 22mm, Tensile load: 70, Material: Stainless Steel A2, Wrench size: 13mm

N01024115• N01024118• N102413• N102411

 07387



Washers M4 (10 pieces)
Inner diameter: 4.3mm, Outer diameter: 9.0mm, Thickness: 0.8mm, Material: Galvanized steel

N115222• N0115227

 07431



Washers M5 (10 pieces)
Inner diameter: 5.3mm, Outer diameter: 10.0mm, Thickness: 1.0mm, Material: Galvanized steel

N115231• N115233• N01152318

 07388



Washers M6 (10 pieces)
Inner diameter: 6.4mm, Outer diameter: 12.0mm, Thickness: 1.6mm, Material: Galvanized steel

N11506• N115241• N115244• N01152423• N0115247

 02694



Speedo cable/pop-out latch circlip (Per Pair)
cable all models 8.1965 and later, latch Beetle 8.1964 and later and Karmann Ghia 1963 and later

N124342• N0124342

 02698



Speedo cable cotter pin (each)
for the speedo cable Beetle until 7.1967, Karmann Ghia, Bus until 7.1967, Type 3, for the brake push rod Bus 8.1967 until 7.1979

N125121• N0125121

 04349



Cotter pins (4 pieces)
various applications for Beetle, Karmann Ghia, Bus until 7.1972, Type 3 until 7.1967

N125221• N0125221

 07413



Tie rod clamp bracket or mirror arm nuts (4 pieces)
tie rod clamp bracket nut Beetle 8.1965 and later, Karmann Ghia 8.1965 and later, Bus 4.1955 until 7.1979, Type 3, Thing, exterior mirror arm nut Bus until 7.1967

N110182• N0110184

Group 010 : Fasteners

04350



Tie rod castle nut cotter pins (4 pieces)
Beetle 1968 (VIN 118 857 240) and later, Karmann Ghia 1968 (VIN 148 857 240) and later, Bus 8.1967 and later, Type 3 8.1967 and later, Thing

N125321 • N0125321

07416



Tie rod, power brake pushrod and alternator nut (each)
Tie rod Beetle, Karmann Ghia, Type 3, Vanagon/T25, Power brake push rod Bus 8.1967 until 7.1979, Alternator Bus 8.1967 and later with T4, CT/CZ, Waterboxer engines or Diesel engine

N111633 • N0111135

07396



Gas heater and backrest lock cable serrated lock washers (10 pieces)
Beetle gas heater, Karmann Ghia gas heater, Type 3 gas heater and front seat backrest lock cable

N120971 • N0120973

07158



Starter solenoid and rear gate latch wear plate screws (Per Pair)
Starter solenoid Beetle, Karmann Ghia, Bus with an aircooled engine until 1981 (VIN 2--B-093610), Type 3, Thing, Rear gate latch wear plate Bus Pickup until 7.1979

N109881

03998



Steering box, ball joint, airco, anti-roll bar and alternator bracket bolts (Per Pair)
Beetle steering box 1964 and later except 1302/1303, ball joint 1302 and 1303 until 7.1973, Karmann Ghia steering box 1964 and later, Type 3 steering box, Vanagon/T25 anti-roll bar link rear kombi and ambulance 8.1985 and later, airco, 2nd alternator bracket, Thing steering box

N0104481 • N104481 • N104482

07400



Spring washers M10 (10 pieces)
Inner diameter: 10.2mm, Outer diameter: 18.1mm, Thickness: 2.2mm, Material: Galvanized steel

N120112 • N120113 • N0120113 • N120102

07381



Spring washers M4 (10 pieces)
Inner diameter: 4,1mm, Outer diameter: 7.6mm, Thickness: 0.9mm, Material: Galvanized

N12004 • N120041 • N0120043

07430



Spring washers M5 (10 pieces)
Inner diameter: 5.1mm, Outer diameter: 9.2mm, Thickness: 1.2mm, Material: Galvanized steel

N12005 • N120051 • N120052 • N0120053

07380



Spring washers M6 (10 pieces)
Inner diameter: 6,1mm, Outer diameter: 11,8mm, Thickness: 1.6mm, Material: Galvanized

N12006 • N120062 • N0120064



Group 010 : Fasteners

 07410



Spring washers M8 (10 pieces)

Inner diameter: 8,1mm, Outer diameter: 14,8mm, Thickness: 2.0mm, Material: Galvanized

N120081• N120082• N0120387• N0120086

 27610




Spring lock washers with tang ends M8 (10 pieces)

Inner diameter: 8,1mm, Outer diameter: 14,8mm, Thickness: 2.0mm, Maximum washer thickness: 5.4mm, Material: Galvanized

N120091

 01107



Copper plated self-locking hex nuts M8 (4 pieces)

Thread size: M8 X 1.25, Wrench size: 13mm

N0221464• N0221469

 00595



Self-tapping panhead screws (6 pieces)

Beetle armrest and roof grab handle 8.1972 and later, backrest locking bushing 8.1967 until 1977 (118 2019 879), Karmann Ghia armrest 8.1972 and later, Type 3 armrest 1972 (312 2133 001) and later, Bus armrest 1975 (216 000 023) and later, Vanagon/T25 door pull handle

N0139461• N139461

 07418



Hex bolt (each)

various applications for Beetle until 1970 (VIN 111 2424 621), Karmann Ghia until 1970 (VIN 111 2424 621), Bus 4.1955 until 7.1970, Type 3 1967 (VIN 318 015 226) and later, Thing

N0100201• N100201

 07389



Hex nuts M10 (10 pieces)

Thread size: M10 x 1.5, Height: 8.0mm, Material: galvanized steel, Wrench size: 17mm

N11010• N110102• N110104• N01101011

 07383



Hex nuts M4 (10 pieces)

Thread size: M4 x 0.70, Height: 3.2mm, Material: galvanized steel, Wrench size: 7mm

N11004• N110042• N0110042

 07384



Hex nuts M5 (10 pieces)

Thread size: M5 x 0.80, Height: 4.0mm, Material: galvanized steel, Wrench size: 8mm

N11005• N110052• N01100517• N0110054

 07385



Hex nuts M6 (10 pieces)

Thread size: M6 x 1.0, Height: 5.0mm, Material: galvanized steel, Wrench size: 10mm

N11006• N110062• N01100624• N0110068

Group 011 : Maintenance

011

Maintenance

50900



Demineralized battery water
Content: 1 liter

50720



Automatic transmission fluid
(ATF-D) (1 liter)
Koppelomvormer, Power
steering

50800



Underbody coating
Content: 500ml

50230



Cataclean
petrol and diesel engines

50012



Chrome cleaner, polish and
protector
Content: 250 ml

50558



Curil T2 sealing compound
Content: 70 ml, Color: green,
Maximum sealing gap: 0.2mm,
Tension strenght: 0.034 N//mm²,
Temperature range: -55 °C to
+250 °C (for 24h up to +270 °C)

AKD45600002• AKD45600001

50220



Ethanol Killer Multishot
petrol engines

51655



Flushing oil (1 liter)



Group 011 : Maintenance

50915



Glycerine stick
Content: 50 ml

50810



Cavity wax including
extension hose
Content: 500 ml, Hose length:
62 cm

50885



Copper anti-seize compound
Content: 600 gram, Range:
-40°C till +1350°C

50550



Clutch mounting grease
Content: 80 gram, all models
and years

03656



Bulb kit 12V with a duplo
headlight bulb
alle models 8.1960 and later

03655



Bulb kit 6V with a duplo
headlight bulb
alle models 8.1960 and later

111045131A

50851



Welding primer
Content: 400 ml

50200



Lead substitute
all aircooled engines till 1975

52160



Air filter cleaner
Content: 355 ml

Group 011 : Maintenance

52158




Air filter oil
Content: 204 ml

50013



Metal polish (tube)
Content: 100 ml

50880



Moly fortified grease
Tie rods, Ball joints and CV
joints, Content: 600 gr

G000602

50890



Assembly lube, tube
Content: 7 gram

50700



Engine oil 20W50 mineral (1
liter)
aircooled engines with
mechanical lifters

50710



Engine oil 20W50 mineral (5
liter)
aircooled engines with
mechanical lifters

50816



Body Sealant brush

50815



Body Sealant cartridge
Color: beige, Content: 310 ml

50559



Gasket sheet kit including
liquid gasket
6 sheets 210 x 300mm (0,25-
0,50-0,75-1,00-0,75-1,25mm),
20 ml sealing compound



Group 011 : Maintenance

50150



Brake and clutch cleaner
Content: 500 ml

50551



Brake cylinder paste
Content: 180 gram

50100



Brake fluid DOT 3 (1 liter)
stock applications

50105



Brake fluid DOT 4 (1 liter)
heavy duty applications

59990



Windscreen washer liquid
500 ml concentrated

50402



Rustyco rust remover 1000
ml concentrate

B000700A3 • B000200

50403



Rustyco rust remover 1000
ml gel

50400



Rustyco rust remover 250 ml
concentrate

50404



Rustyco rust Reactor 300 ml
spray
multispray #51600

Group 011 : Maintenance

50011



Stainless steel, aluminum and copper cleaner with protector
Content: 250 ml

50557



SI 5699 grey silicone sealing compound
Content: 80 ml, Color: grey,
Chemical Type: Oxime Silicone, Maximum sealing gap: 1.0mm, Temperature range: -60 °C to +200 °C

50555



SI 5926 blue silicone sealing compound
Content: 40 ml, Color: blue,
Chemical Type: Acetoxy Silicone, Maximum sealing gap: 1.0mm, Temperature range: -54 °C to +150 °C

50556



SI 5926 blue silicone sealing compound
Content: 100 ml, Color: blue,
Chemical Type: Acetoxy Silicone, Maximum sealing gap: 1.0mm, Temperature range: -54 °C to +150 °C

50341



Spray adhesive
Content: 500 ml

50717



Steering box grease EP 00/000
Beetle with roller Type or rack and pignon steering, Karmann Ghia with roller type steering, Vanagon/T25, Type 3, Thing

AOF06300004• G052168A1

50210



TankSafe
petrol engines

50876



Multi purpose lithium grease (cartridge)
Content: 400 gr

50875



Multi purpose lithium grease (jar)
Content: 600 gr



Group 011 : Maintenance

50715



Gear/differential oil GL-4
80W90 (1 liter)
manual and automatic
transmissions

51600



WD-40 multispray 450 ml

50850



Zinc spray
Content: 400 ml

012 Tools

03473



CV joint 6-point HEX socket 8
mm (3/8 drive)
all models with IRS and
Vanagon/T25 Syncro front
axle

VW156

03054



Battery charger/trickle
charger
voltsage: 6V/12V, Leadpower
max. 75 Ah

04126




Rear axle and gland nut
safety bar

01119



Rear axle nut removing tool
36 mm (1/2 drive)
Beetle, Karmann Ghia, Bus
until 7.1963, Type 3, Thing

04117



Engine bearing 1-3
measuring tool
Type-1 engine (not
25hp+30hp), Type-3 engine,
CT/CZ engine, Waterboxer
engines


Group 012 : Tools

04121



Case splitter

04120



Cylinder head assembly tool
for Type-1 engines only
(except 25hp+30hp heads)

04116



Combustion Chamber
Measuring Kit
for heads used for 85.5 till
94mm bore cylinders

04122



Condenser installer tool
Beetle/Karmann Ghia 1.2
8.1959 until 9.1975, Beetle/
Karmann Ghia 1.3/1.5/1.6
until 7.1970, Bus 8.1959 until
7.1970, Type 3 until 7.1970

04111



Socket 36 mm (1/2 drive)
Type-1, Type-3, CT/CZ engine
flywheel, Beetle, Karmann
Ghia, Type 3, Thing all and
Bus until 7.1963 axle nut

VW163a


09811



Tool kit with bag

111012021A• 113012201A• 111012221•
311012243• 111012255• N300021•
N300551

01121



Allen socket 17 mm (3/8
drive)
manual gearbox drain and fill
plug for all models

04129



Valve adjustment tool 13 mm
Type-1 engines until 1983
(VIN 11-E-119 815), Type-
3 engines, Type-4 engine:
1700cc, CT/CZ engine

01122



Wire stripper and crimping
tool



Group 012 : Tools

01115



Clutch adjusting wrench
Beetle 1965 (VIN 115 685 587) and later, Karmann Ghia 1965 (VIN 145 685 587) and later, Bus 1965 (VIN 215 134 683) until 12.1982, Type 3 1965 (VIN 315 158 980) and later, Thing

01100



Clutch pilot tool
Type-1 engine with manual transmission, Type-3 engine, CT/CZ engine, Diesel engine

04113



Jack plate
Beetle, Karmann Ghia, Bus until 7.1979, Type 3, Thing

01105



Crank seal (flywheel side) stock installation tool
Beetle (except 25hp+30hp), Type 3, CT/CZ

VW204

04119



Crank seal installation tool extra deep
Type-1 engines except 25hp+30hp, Type-3 engines, CT/CZ engines

04118



Crankshaft bearing 1-3 measuring tool
Type-1 engine (not 25hp+30hp), Type-3 engine, Type-4 engine 1700-1800cc, CT/CZ

01104



Crankshaft gear puller
Type-1 engines, Type-3 engines, CT/CZ engines, Type-4 engines

03754



Metric threaded file
Pitch 0.80, 1.00, 1.25, 1.50, 1.75, 2.00, 2.50 and 3.00

01118



Mobile engine stand

Group 012 : Tools

01123



Torque wrench 42-210 Nm

01108



Valve lifter retaining clips (Per Pair)


01102



Oil piston puller

VW171

01101



Oil pump puller

VW201

01127



Oil filler nut tool (inner)
8.1960 and later (except 30hp engines)

03755



Ignition timing strobe light

01103



Flywheel dowel pin fixture

04125



Tool for plastic window trim

01144



Pinion nut socket

VW381/14



Group 012 : Tools

08600



Brake bleeding aid

01130



Brake line bend tool

03731



Brake line Flaring tool kit

04114



Scissor jack
Beetle, Karmann Ghia, Bus
until 7.1979, Type 3, Thing

237011031

03753



Impact screwdriver

03752



Hose clips (straight and
angled) (2 pieces)
flexible hoses till 35mm

04115



Tow strap 9 cm wide/ 4 meter
long

03741



Voltage detector 6 till 24V

04144



Tie rod puller


Group 012 : Tools

03728



3 Row wire brush

04730



Pushrod measuring tool
blank end pushrods #1729
and #4729

01126



Distributor drive puller
Type-1 engines, Type-3
engines, CT/CZ engines,
Type-4 engines, Waterboxer
engines

04110



Synchronizer professional
down-draft carburetors

01110



Synchronizer universal
down-draft and side-draft
carburetors

04109



Urethane synchronizer
adapter
Weber 34 ICT, EMPI 34 EPC

01125



Spring plate/torsion bar tool

21121



Wheel nut conversion tool:
10-star to 17 mm socket

03730



Grease gun
500cc



Group 012 : Tools

01113



Flywheel lock
Type-1 engines, Type-3 engines, Type-4 engines, CT/CZ engines, Waterboxer engines

01120



Adjustment feeler gauges set (32-part)

01117



Bench engine stand

09813



Wheel clip riveting tool
Beetle until 7.1965, Bus until 7.1970, Type 3 until 7.1965, Thing

VWB9

09812



Hubcap puller
all Volkswagens with hubcaps

311012243 • 251012243

03481



XZN socket 8 mm (3/8 drive)

01116



Deck height measuring tool

01111



Piston ring compressor 83-87 mm

01112



Piston ring compressor 88-94 mm

Group 015 : Magazines

015 Magazines

 09975



Paruzzi Magazine edition 01
until 05
Language: Dutch, Format: A5

 09976



Paruzzi Magazine edition 01
until 05
Language: English, Format:
A5

 09977



Paruzzi Magazine edition 01
until 05
Language: French, Format:
A5

 09978



Paruzzi Magazine edition 06
until 10
Language: Dutch, Format: A5

 09979



Paruzzi Magazine edition 06
until 10
Language: English, Format:
A5

 09980



Paruzzi Magazine edition 06
until 10
Language: French, Format:
A5

 09981



Paruzzi Magazine edition 11
until 15
Language: Dutch, Format: A5

 09982



Paruzzi Magazine edition 11
until 15
Language: English, Format:
A5



Group 015 : Magazines

09983



Paruzzi Magazine edition 11
until 15
Language: French, Format:
A5

09984




Paruzzi Magazine edition 16
until 20
Language: Dutch, Format: A5

09985



Paruzzi Magazine edition 16
until 20
Language: English, Format:
A5


09302



How to HotRod Volkswagen
Engines
English

9• 78091E+12

09309



Book: Weber carburetors
English

016 Technical Books

09315



Book: ClassicVW TECH
volume 1
Dutch/Nederlands/
Néerlandais

09316



Book: ClassicVW TECH
volume 2
Dutch/Nederlands/
Néerlandais

09317



Book: ClassicVW TECH
volume 3
Dutch/Nederlands/
Néerlandais

Group 016 : Technical Books

09318



Book: ClassicVW TECH
volume 4
Dutch/Nederlands/
Néerlandais

09319




Book: ClassicVW TECH
volume 5
Dutch/Nederlands/
Néerlandais

09320




Book: ClassicVW TECH
volume 6
Dutch/Nederlands/
Néerlandais

09321




Book: ClassicVW TECH
volume 7
Dutch/Nederlands/
Néerlandais

39301



Book: VW Official Service
Manual
Type 3 Fastback+Squareback
1968 until 1973 (English)

09970



Paruzzi Type 3 Catalogue nr°
14
Nederlands/English/Français

030

Merchandise

09821



Carabiner keychain with
Type-1 engine
Dimensions: 45 x 55mm
(measured without keychain)



Group 092 : Tow bars

092 Tow bars

 34050



Tow bar bracket with
hardware
Type 3

 34023



Tow bar complete
Type 3

 04024



Tow bar cable box 7 poles
including 1.5 meter wiring

 04025



Tow Ball 50 mm