



Bay Window Bus



2024 Catalogue



Click on the page number to view a Volkswagen Parts Group

Group 1	Engine	page 4
Group 2	Fuel, Exhaust, Heater	page 101
Group 3	Transmission	page 122
Group 4	Front axle, Steering	page 128
Group 5	Rear axle, Differential	page 141
Group 6	Brakes, Wheels	page 149
Group 7	Bumpers, Chassis, Hand & Foot controls	page 176
Group 8	Bodywork, Interior	page 195
Group 9	Electricity	page 273
Group 10	Various	page 324

Click on a Volkswagen Group above to have access to the parts you want. The Paruzzi catalogue is organized in the same manner as the original Volkswagen parts inventory system, 10 main groups with subgroups. If you want to learn

more on how this Volkswagen parts system works, to better understand how this catalogue is organized, read the article in the first edition of the Paruzzi technical magazine, [click here](#) to view or to download this article online.





Engine

Group 1

Group 100 : Rebuild engines

100

Rebuild engines


 05503



Rebuild engine 1600cc (AD/
AJ/AS) (new case) and core
deposit
Type-1 engine 1600cc (engine
code AD, AJ or AS) dual port
with 200mm flywheel

211100033


 25504



Rebuild engine 1600cc (B)
(new case) and core deposit
Type-1 engine 1600cc (B)
single port

211100033AX

 25545



Rebuild engine 1641cc W-100
(new case) and core deposit
Type-1 engine 1641cc with
W-100 camshaft

 04846



Sealing rings M6 (6 pieces)
Inner diameter: 6mm, Outer
diameter: 10mm, Thickness:
1mm, Material: copper

N138042• N0138042

 01775



Aluminum bolt valve cover
kit
Type-1 engines except
25hp+30hp, Type-3 engines,
CT/CZ engines, Waterboxer
engines

101

Crankcase, Cylinder + head (Boxer engine)



Group 101 : Crankcase, Cylinder + head (Boxer engine)

02979




Aluminum cylinder head spacers (4 pieces)
Type-1 engines, Type-3 engines, CT/CZ engines

41787



Aluminum bolt on valve cover set (Per Pair)
Type-4 engines

01767



Aluminum valve covers (set)
Type-1 engines (not 25hp+30hp), Type-3 engines, CT/CZ engines, Waterboxer engines

04873



Autolinea 041 cylinder head empty (each)
Type-1 dual port engines, Type-3 dual port engines

043101355C • 113101355A

01655



Bubble Top engine case
Type-1 engines (except 25hp+30hp), Type-3 engines

01707



Bubble Top engine case
Type-1 engines (except 25hp+30hp), Type-3 engines

01555



Engine case sleeve nut left upper side
Type-1 dual port engines

111101135

01651



Crankcase stud O-rings (6 pieces)
Type-1 engines except 25hp+30hp, Type-3 engines, CT/CZ engines

113101125

04970




Case hardware kit
Type-1 8.1970 and later, Type-3, Thing, + new case #4969

113198033 • 311115315A • 113115349 • 113115411 • 111115421A • 111115425A • 111115431C • N110088 • N138171 • N143953 • N143963 • N144434 • N144521 • N145581 • N0110088 • N01100818 • N01224111 • N0138171 • N0143953 • N0143968 • N0144521 • N0145581 • N01444312

Group 101 : Crankcase, Cylinder + head (Boxer engine)

01650



Windage tray
Type-1 engines (except 25hp+30hp), Type-3 engines, CT/CZ engines

01895



Sump plate stud kit (6 pieces)
Type-1 engines except 25 and 30hp, Type-3 engines, CT/CZ engines

04661



Chromoly case stud kit extra long (+ 13 mm) M10
Type-1 dual port engines, Type-3 dual port engines

N0145421 • N0145452 •
N145421 • N14543

01661



Chromoly case stud kit extra long (+ 13 mm) M8
Type-1 dual port engines, CT/CZ engines

04662



Chromoly case stud kit stock M10
Type-1 dual port engines, Type-3 dual port engines

01660



Chromoly case stud kit standard M8
Type-1 dual port engines, CT/CZ engines

043198035

03789



Chromoly rocker shaft stud (4 pieces)
Type-1 engines 1200cc 1964 (engine number 9 205 700) and later, 1300, 1500 and 1600cc all years, Type-3 engines 1500cc 1964 (engine number 672 698) and later, 1600cc all years, CT/CZ engines all years, Waterboxer engines all years

04700



Cylinder base gasket (4 pieces)
Type-1 1300, 1500, and 1600cc all, 1200cc 8.1969 and later, Type-3 engines, CT/CZ engines

41722



Cylinder head complete (each)
Type-4 engines 1700cc

113101399B

311101341

022101061CX



Group 101 : Crankcase, Cylinder + head (Boxer engine)


41723



Cylinder head complete
(each)
Type-4 engines 1800cc

022101351C

41726



Cylinder head complete
(each)
Type-4 engines 2000cc until
7.1978

022101351L

41728



Cylinder head complete
(each)
Type-4 engines 2000cc
(engine code GE or CJ)
8.1978 and later

071101351A

41661



Cylinder head stud upsideside
(each)
Type-4 engines, Waterboxer
engines

025101143B• 021101143A

41660



Cylinder head stud undersideside
(each)
Type-4 engines, Waterboxer
engines

025101143• 021101147A

02237



Cylinder head deflector
plates (Per Pair)
Type-1 1300, 1500 and
1600cc engines, CT/CZ
engines

01723



Cylinder head bare (each)
Type-1 engines 1500/1600cc
until 7/1970 (single port),
Type-3 engines 1500cc

311101353A

41727



Cylinder head with big valves
(each)
Type-4 engines 2000cc until
7.1978

01591



Cylinder head conversion
spacer (4 pieces) (2 heads)
convert 1500/1600cc to
1300cc heads, Type-1
engines

Group 101 : Crankcase, Cylinder + head (Boxer engine)

41099



Cylinder head stud M8/M9 (each)
Type-4 engines, except VW411, VW412 and Porsche 914

N0146841

01597



Cylinder head nuts (16 pieces)
Type-1 engines 30hp, 1200cc until 1978 (D 1 431 278), 1300 and 1500cc all, 1600cc until 12.1972, Type-3 engines all years, Type-4 engines all years

021101457

01598



Cylinder head nuts (16 pieces)
Type-1 engines 1200cc 1978 (D 1 431 279) and later, 1600cc 1.1973 and later, CT/CZ engines all years

043101457

01663



Case savers M10 x 1.5 inner, M14 x 2.0 outer (8 pieces) all air-cooled engines with M10 studs

043101130A

01709



Case savers M8 x 1.25 inner, M14 x 2.0 outer (8 pieces) all air-cooled engines with M8 studs

01662



Case savers M8 x 1.25 inner, M12 x 1.5 outer (8 pieces) all air-cooled engines with M8 studs

043101130

03772



Alternator/generator deflector plate (gasket)
Type-1 engines 8.1967 and later, Type-3 engines 1500cc 8.1968 and later, 1600cc 1.1969 and later


113101221B

01735



EMPI GTV-2 big bore cylinder head (each)
Type-1 dual port engines, Type-3 dual port engines

01736




EMPI GTV-2 big bore cylinder head (each)
Type-1 dual port engines, Type-3 dual port engines, CT/CZ engines



Group 101 : Crankcase, Cylinder + head (Boxer engine)

01874



EMPI GTV-2 big bore cylinder head (each)
Type-1 dual port engines,
Type-3 dual port engines, CT/
CZ engines

01884



Extra oil sump 0.95 liter with
"Lifetime" filter
Type-1 (except 25hp+30hp),
Type-3, CT/CZ

01810




Extra oil sump 1.5 liter
Type-1 engines (except
25hp+30hp), Type-3 engines,
CT/CZ engines

01811



Extra oil sump 3.3 liter
Type-1 engines (except
25hp+30hp), Type-3 engines,
CT/CZ engines

02098



Galvanized stock valve cover
bails (Per Pair)
Type-1 engines 1200cc except
25hp+30hp engines, 1300, 1500
and 1600cc, Type-3 engines, CT/
CZ engines, Waterboxer engines

01561



Inlet valve guides (4 pieces)
Type-1 engines except
25hp+30hp, Type-3 engines

043101487 • 311101487

113101403

01566



Inlet valve guides (4 pieces)
Type-1 engines except
25hp+30hp, Type-3 engines

01567



Inlet valve guides (4 pieces)
Type-1 engines until
9.1995 except 25hp+30hp,
Waterboxer engines

04567



Inlet valve guides (4 pieces)
Type-1 engines until
9.1995 except 25hp+30hp,
Waterboxer engines

113101402

113101402A

113101405A

Group 101 : Crankcase, Cylinder + head (Boxer engine)

 04733



Inlet valve guides (4 pieces)
Type-1 engines except
25hp+30hp, Type-3 engines

113101408

 04736



Inlet valve guides (4 pieces)
Type-1 engines except
25hp+30hp, Type-3 engines

113101406

 04738



Inlet valve guides (4 pieces)
Type-1 engines except
25hp+30hp, Type-3 engines

113101404

 41567



Inlet valve guides (4 pieces)
Type-4 engines 1700cc

021101403

 41569



Inlet valve guides (4 pieces)
Type-4 engines, CT/CZ
engines

021101403A

 41570




Inlet valve guides (4 pieces)
Type-4 engines, CT/CZ
engines

 41571



Inlet valve guides (4 pieces)
Type-4 engines, CT/CZ
engines

 41772



Inspection sump plate O-ring
Type-4 engines

021101269A

 01786




Valve cover gasket (Per Pair)
EMPI valve covers #1779



Group 101 : Crankcase, Cylinder + head (Boxer engine)


01956



Valve cover gasket (Per Pair)
Type-1 engines 1200cc
(except 25hp+30hp), Type-1
engines 1300-1500-1600cc,
Type-3 engines, CT/CZ
engines, Waterboxer engines

113101481F• 113101483D

41773



Valve cover gasket (Per Pair)
Type-4 engines.

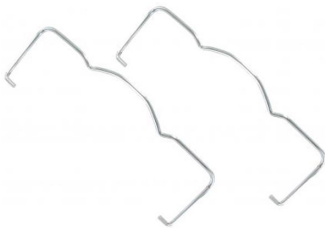
021101481

01779



High lift valve cover kit EMPI
Type-1 engines 1200cc
(except 25hp+30hp), Type-1
engines 1300-1500-1600cc,
Type-3 engines, CT/CZ
engines, Waterboxer engines

04767



Valve cover bails chrome (Per
Pair)
only replacement for the
aluminum valve covers #1767

41785



Valve cover (Per Pair)
Type-4 engines

021101471R

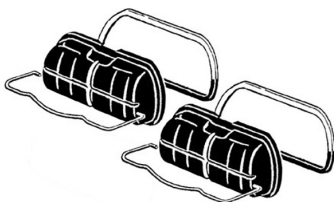
01768



Valve covers chrome (set)
Type-1 engine (not
25hp+30hp), Type-3 engines,
CT/CZ engine, Waterboxer
engines

113101475B• 043101487•
113101481F

01808



Valve covers standard (set)
Type-1 engine (not
25hp+30hp), Type-3 engines,
CT/CZ engine, Waterboxer
engines

113101475B• 043101487•
113101481F

02982



Copper cylinder head spacers
(4 pieces)
Type-1 engines, Type-3
engines, CT/CZ engines,
Thickness: 1.016mm, Outer
diameter: 98mm, Bore:
90.5 and 92.0mm, Material:
copper

02983



Copper cylinder head spacers
(4 pieces)
Type-1 engines, Type-3
engines, CT/CZ engines,
Thickness: 1.27mm, Outer
diameter: 98mm, Bore:
90.5 and 92.0mm, Material:
copper

Group 101 : Crankcase, Cylinder + head (Boxer engine)

02984



Copper cylinder head spacers
(4 pieces)

Type-1 engines, Type-3 engines, CT/CZ engines, Thickness: 1.524mm, Outer diameter: 98mm, Bore: 90.5 and 92.0mm, Material: copper

02985



Copper cylinder head spacers
(4 pieces)

Type-1 engines, Type-3 engines, CT/CZ engines, Thickness: 1.016mm, Outer diameter: 101mm, Bore: 94.0mm, Material: copper

02986



Copper cylinder head spacers
(4 pieces)

Type-1 engines, Type-3 engines, CT/CZ engines, Thickness: 1.127mm, Outer diameter: 101mm, Bore: 94.0mm, Material: copper

02096



Bearing dowel pins (5 pieces)

Type-1 engines, Type-3 engines, Type-4 engines, CT/CZ engines, Waterboxer engines

08006



Short block hardware kit (10 mm cylinder studs)

Type-1 engine (not 25hp+30hp), Type-3 engine

08005



Short block hardware kit (8 mm cylinder studs)

Type-1 engine, Type-3 engine, CT/CZ

111101123

08004



Engine assembly hardware kit (10 mm cylinder studs)

Type-1 engine (not 25hp+30hp), Type-3 engine

01551



Engine mounting studs underside (Per Pair)

Bus with Type-1 engine 8.1975 and later, with Type-4 engine 2000cc, with CT/CZ engine, with Waterboxer engines until 7.1985 all models and 8.1985 and later only with manual transmission except Syncro, Syncro with Waterboxer engines all models

N0146752

01552



Engine mounting studs underside (Per Pair)

Beetle 1600cc AF engine 1975 (AF 129 068) and later, 1600cc AS engine 1975 (AS 256 798) and later, 1600cc injection engine AJ, Bus with Type-1 engine until 7.1975

N0144114



Group 101 : Crankcase, Cylinder + head (Boxer engine)

01563



Engine mounting studs underside (Per Pair)

Beetle and Karmann Ghia 1200cc, 1300 and 1500cc 8.1960 and later, 1600cc until 7.1973 and AS until 1975 (AS 256 797) and AF until 1975 (AF 129 067), Bus with Type-4 engine 1700cc, 1800cc, Type-3 1500cc, 1600cc, Thing 1500cc, 1600cc

N0145251• N145251

03294



Camshaft plug (case without groove)

Type-1 8.1965 and later, Type-3 8.1965 and later, Type-4, CT/CZ, Waterboxer engines

040101157

02094



Camshaft plug (case with groove)

Type-1 8.1965 and later, Type-3 8.1965 and later, Type-4, CT/CZ, Waterboxer engines

113101157C

01822



Oil Pickup pipe

Type-1 engines 1200-1300-1500cc 1969 and later and 1600 8.1970 and later, Type-3 engines

043101149• 111101149A

41850



Oil drain plug or automatic transmission locking bolt, as locking bolt for the automatic transmission for Beetle, Karmann Ghia, as engine oil drain plug for Type-4 engines, Waterboxer engines, Diesel engines 8.1985 and later

N0297012• N0297014• 001301229

04847



Oil drain plug gasket ring (each)

Type-1 engines 8.1959 and later, Type-3 engines, Type-4 engines, CT/CZ engines

N138152• N0138156• N0138152

04968



Oil galley plugs (screwable) (12-part)

(7x 1/8 inch, 2 x 1/4 inch, 3 x 3/8 inch NPT threaded)

113101145A

03726



Oil cooler adapter bushings M8 to M6 (Per Pair)

Type-1 engines 8.1970 and later

04930



Stock alternator or generator stand

Type-1 engines with an alternator or a 105mm generator until 9.1992

113101211G

Group 101 : Crankcase, Cylinder + head (Boxer engine)


02980



Steel cylinder head spacers (4 pieces)
Type-1 engines, Type-3 engines, CT/CZ engines

311101387A


02981



Steel cylinder head spacers (4 pieces)
Type-1 engines, Type-3 engines, CT/CZ engines

311101389A

42984



Steel cylinder head spacers (4 pieces)
Type-4 engines

01873



Stock cylinder head complete (each)
Type-1 1600cc dual port carburetor and injection engines until 7.1992, Type-3 1600cc engine

043101355C • 113101355A

01720




Super Stock case
Type-1 engines (except 25hp+30hp), Type-3 engines

01789



Super Stock case
Type-1 engines (except 25hp+30hp), Type-3 engines

01969



Super Stock case
Type-1 engines (except 25hp+30hp), Type-3 engines

01091



Stud M8 x 40 mm with allen mounting (4 pieces)

43786



Rocker shaft stud (4 pieces)
Type-4 engines

021101397



Group 101 : Crankcase, Cylinder + head (Boxer engine)

 01560



Outlet valve guides (4 pieces)
Type-1 engines except
25hp+30hp, Type-3 engines

113101418

 01562



Outlet valve guides (4 pieces)
Type-1 engines except
25hp+30hp, Type-3 engines

113101422

 01564



Outlet valve guides (4 pieces)
Type-1 engines except
25hp+30hp, Type-3 engines

 01568



Outlet valve guides (4 pieces)
Type-1 engines 1300 and
1600cc

 01737



Outlet valve guides (4 pieces)
Type-1 engines except
25hp+30hp, Type-3 engines

113101416

 04568



Outlet valve guides (4 pieces)
Type-1 engines 1300 and
1600cc

043101419C

 04737



Outlet valve guides (4 pieces)
Type-1 engines except
25hp+30hp, Type-3 engines

113101420

 41560



Outlet valve guides (4 pieces)
Type-1 engines except
25hp+30hp, Type-4 engines,
CT/CZ engines, Waterboxer
engines

021101417A

 41561



Outlet valve guides (4 pieces)
Type-1 engines except
25hp+30hp, Type-4 engines,
CT/CZ engines, Waterboxer
engines

Group 101 : Crankcase, Cylinder + head (Boxer engine)

 41562



Outlet valve guides (4 pieces)
Type-1 engines except
25hp+30hp, Type-4 engines,
CT/CZ engines, Waterboxer
engines

021101417

 41568



Outlet valve guides (4 pieces)
Type-4 engines 1700cc

 01930



Chromed alternator or
generator stand
Type-1 engines with an
alternator or a 105mm
generator until 9.1992

113101211G

 01894



Chrome stock valve cover bails
(Per Pair)
Type-1 engines 1200cc except
25hp+30hp engines, 1300, 1500
and 1600cc, Type-3 engines, CT/
CZ engines, Waterboxer engines

043101487 • 311101487


 01815



Adapter stud M8 to M6 (each)
Thread sizes: M8 x 1.25 to M6
x 1.0, Full length: 23mm


N144521 • N0144521

 03010




Cylinder shims (4 pieces)
Type-1 engines, Type-3
engines, CT/CZ engines

 03011




Cylinder shims (4 pieces)
Type-1 engines, Type-3
engines, CT/CZ engines

 03012



Cylinder shims (4 pieces)
Type-1 engines, Type-3
engines, CT/CZ engines

 03013




Cylinder shims (4 pieces)
Type-1 engines, Type-3
engines, CT/CZ engines




Group 101 : Crankcase, Cylinder + head (Boxer engine)

 03014



Cylinder shims (4 pieces)
Type-1 engines, Type-3
engines, CT/CZ engines

 03015



Cylinder shims (4 pieces)
Type-1 engines, Type-3
engines, CT/CZ engines

 03030



Cylinder shims (4 pieces)
Type-1 engines, Type-3
engines, CT/CZ engines

 03031



Cylinder shims (4 pieces)
Type-1 engines, Type-3
engines, CT/CZ engines

 03032



Cylinder shims (4 pieces)
Type-1 engines, Type-3
engines, CT/CZ engines

 03033



Cylinder shims (4 pieces)
Type-1 engines, Type-3
engines, CT/CZ engines

 03034



Cylinder shims (4 pieces)
Type-1 engines, Type-3
engines, CT/CZ engines

 03035



Cylinder shims (4 pieces)
Type-1 engines, Type-3
engines, CT/CZ engines

 03040



Cylinder shims (4 pieces)
Type-1 engines, Type-3
engines, CT/CZ engines

Group 101 : Crankcase, Cylinder + head (Boxer engine)

03041



Cylinder shims (4 pieces)
Type-1 engines, Type-3
engines, CT/CZ engines

03042



Cylinder shims (4 pieces)
Type-1 engines, Type-3
engines, CT/CZ engines

03043



Cylinder shims (4 pieces)
Type-1 engines, Type-3
engines, CT/CZ engines

03044




Cylinder shims (4 pieces)
Type-1 engines, Type-3
engines, CT/CZ engines

03045




Cylinder shims (4 pieces)
Type-1 engines, Type-3
engines, CT/CZ engines

43050




Cylinder shims (4 pieces)
Type-4 engines

43051




Cylinder shims (4 pieces)
Type-4 engines

43052



Cylinder shims (4 pieces)
Type-4 engines

43053




Cylinder shims (4 pieces)
Type-4 engines




Group 101 : Crankcase, Cylinder + head (Boxer engine)

 43054



Cylinder shims (4 pieces)
Type-4 engines

 43055



Cylinder shims (4 pieces)
Type-4 engines

 41786



Black powder coated valve
cover bails (Per Pair)
Type-4 engines

021101487

105 Crankshaft, Conrods, Bearings

 01600



69 mm counterweighted
crank
Type-1 engines, Type-3
engines, CT/CZ engines

 41600



71 mm counterweighted
crank
Type-4 engines

 01664



74 mm counterweighted
crank
Type-1 engines, Type-3
engines, CT/CZ engines

 01665



76 mm counterweighted
crank
Type-1 engines, Type-3
engines, CT/CZ engines

 01666



78 mm counterweighted
crank
Type-1 engines, Type-3
engines, CT/CZ engines

Group 105 : Crankshaft, Conrods, Bearings

41601



78 mm counterweighted crank
Type-4 engines

01667



82 mm counterweighted crank
Type-1 engines, Type-3 engines, CT/CZ engines

01917



Aluminum crankshaft pulley with a blue engraved grading
Type-1 engines except 25hp+30hp

01912



Aluminum crankshaft pulley with a blue edge and engraved grading
Type-1 engines except 25hp+30hp

01916



Aluminum crankshaft pulley with a red engraved grading
Type-1 engines except 25hp+30hp

01911



Aluminum crankshaft pulley with a red edge and engraved grading
Type-1 engines except 25hp+30hp

01915



Aluminum crankshaft pulley with a black engraved grading
Type-1 engines except 25hp+30hp

01910



Aluminum crankshaft pulley with a black edge and engraved grading
Type-1 engines except 25hp+30hp

01902



Aluminum stock style crankshaft pulley (black anodized)
Type-1 engines 1500 and 1600cc

113105251G



Group 105 : Crankshaft, Conrods, Bearings

 04642



Lock ring distributor drive
all aircooled engines

111105227

 01532



Chromoly gland nut with
larger washer
Type-1 engines (not
25hp+30hp), Type-3 engines,
CT/CZ engines

 01530



Chromoly gland nut with
Heavy Duty washer
Type-1 engines (not
25hp+30hp), Type-3 engines,
CT/CZ engines

 01669



8740 Chromoly rod bolts
5/16 inch (8 pieces)
replacement bolts for
H-beam rods

 01607



Connecting rod bushings (4
pieces)
Type-1 engines 1300, 1500
and 1600cc, Type-3 engines,
CT/CZ engines

 41603



Connecting rod bushings (4
pieces)
Type-4 engines

 01616



Rod bearings +0.25
Type-1 (except 25hp+30hp),
Type-3, CT/CZ, Waterboxer
engines

 05901



Rod bearings +0.25
Type-1 (except 25hp+30hp),
Type-3, CT/CZ, Waterboxer
engines

 41684



Rod bearings +0.25
Type-4 engines 2000cc:

113105707

113105707

039105707

Group 105 : Crankshaft, Conrods, Bearings

 41687



Rod bearings +0.25
Type-4 engines 1700 and
1800cc

021105707A

 01617



Rod bearings +0.50
Type-1 (except 25hp+30hp),
Type-3, CT/CZ, Waterboxer
engines

113105713

 05902



Rod bearings and 0.50
Type-1 (except 25hp+30hp),
Type-3, CT/CZ, Waterboxer
engines

113105713

 41685



Rod bearings +0.50
Type-4 engines 2000cc

039105713

 01618



Rod bearings +0.75
Type-1 (except 25hp+30hp),
Type-3, CT/CZ, Waterboxer
engines

113105719

 05903



Rod bearings and 0.75
Type-1 (except 25hp+30hp),
Type-3, CT/CZ, Waterboxer
engines

113105719

 41686



Rod bearings +0.75
Type-4 engines 2000cc

039105719

 05904



Rod bearings and 1.00
Type-1 (except 25hp+30hp),
Type-3, CT/CZ, Waterboxer
engines

113105725

 01619



Rod bearings and 1.00
Type-1 (except 25hp+30hp),
Type-3, CT/CZ, Waterboxer
engines

113105725



Group 105 : Crankshaft, Conrods, Bearings

01615



Rod bearings standard size Type-1 (except 25hp+30hp), Type-3, CT/CZ, Waterboxer engines

113105701

05905



Rod bearings standard size Type-1 (except 25hp+30hp), Type-3, CT/CZ, Waterboxer engines

113105701

41681



Rod bearings standard size Type-4 engines 1700 and 1800cc

021105701A

41683



Rod bearings standard size Type-4 engines 2000cc

039105701

01599



Connecting rod nuts (8 pieces) Type-1 engines 1300, 1500 and 1600cc, Type-3 engines, Type-4 engines, CT/CZ engines, Waterboxer engines

113105427

21559



Alternator, intermediate shaft and crank pulley woodruff key Type-4 engines until 7.1979 crankshaft and alternator pulley, Diesel engines intermediate shaft and alternator pulley all years, crankshaft pulley until 7.1982, Waterboxer engines alternator pulley 8.1985 and later

N127081 • N0127082

01475



H-beam connection Rods (4 pieces) Type-1 engines, Type-3 engines, CT/CZ engines

01647



High performance crankshaft gear spacer Type-1 engines (except 25hp+30hp engines), Type-3 engines, Type-4 engines, CT/CZ engines, Waterboxer engines

701605



Main bearings Type-1 (except 25hp+30hp), Type-3, CT/CZ engines, Type-4 engines 1700, 1800, 2000cc. Casters: main size (52mm), Intermediate size (52mm), Crankshaft size (52mm), V-belt standard (55mm)

Group 105 : Crankshaft, Conrods, Bearings

701606



Oil deflector plates for
Carton engine type 4 maat
Caterpillar 70mm,
Porsche 222mm,
Volkswagen 60mm

01603



I-beam connection rods (4
pieces)
Type-1 engines 1300, 1500
and 1600cc, Type-3 engines,
CT/CZ engines

04649



Crankshaft oil deflector plate
Type-1 engines except
25hp+30hp, Type-3 engines

113105241A

01523



Stock Crankshaft
Type-1 engines 1300, 1500
and 1600cc, Type-3 engines,
CT/CZ engines

113105101B

01557



Crankshaft pulley woodruff
key
Type-1 engines, Type-3
engines

113105249


41644



Crank pulley seal
Type-4 engines

021105247A


41589



Crankshaft end play shims
0.24 mm (3 pieces)
Type-4 engines, Waterboxer
engines

021105291


01589



Crankshaft end play shims
0.25 mm (3 pieces)
Type-1 engines 1966 and
later, Type-3 engines 1966
and later, CT/CZ engines all

113105281Ax3

01590




Crankshaft end play shims
0.30 mm (3 pieces)
Type-1 engines 1966 and
later, Type-3 engines 1966
and later, CT/CZ engines all

113105283A



Group 105 : Crankshaft, Conrods, Bearings


 41590



Crankshaft end play shims
0.30 mm (3 pieces)
Type-4 engines, Waterboxer
engines

021105281


 01575



Crankshaft end play shims
0.32 mm (3 pieces)
Type-1 engines 1966 and
later, Type-3 engines 1966
and later, CT/CZ engines all

113105285A


 01576



Crankshaft end play shims
0.34 mm (3 pieces)
Type-1 engines 1966 and
later, Type-3 engines 1966
and later, CT/CZ engines all

113105287A


 04576



Crankshaft end play shims
0.36 mm (3 pieces)
Type-1 engines 1966 and
later, Type-3 engines 1966
and later, CT/CZ engines all

113105289A

 04577



Crankshaft end play shims
0.38 mm (3 pieces)
Type-1 engines 1966 and
later, Type-3 engines 1966
and later, CT/CZ engines all

 01504



Lightened flywheel
Type-1 engines 1200cc
1980 (D 1 455 272) and later,
1500cc, 1600cc (Bus until
1975 VIN 216 2118 505),
Type-3 engines 8.1962 and
later

 04504



Lightened flywheel
Type-1 engines 1200cc
1980 (D 1 455 272) and later,
1500cc, 1600cc (Bus until
1975 VIN 296 2118 505),
Type-3 engines 8.1962 and
later

 41507



Lightened flywheel
Type-4 engines 1800cc with
engine code ED, 2000cc all

 01558



Crankshaft timing gear
woodruff key
Type-1 engines, Type-3
engines, Type-4 engines,
CT/CZ engines, Waterboxer
engines

111105213

Group 105 : Crankshaft, Conrods, Bearings

01646



Crankshaft timing gear
Type-1 engines except
25hp+30hp, Type-3 engines,
CT/CZ engines, Waterboxer
engines

113105209

41638



Pilot shaft bearing felt ring
Type-4 engines, Waterboxer
engines

021105311

41535



Pilot shaft bearing
Type-1 engine (inside flywheel
bolt), Type-3 engine (inside
flywheel bolt), Type-4 engine
(inside crankshaft), CT/CZ engine
(inside flywheel bolt), Waterboxer
engines (inside crankshaft)

111105313A

01937



Sandseal bolt-in crankshaft
pulley with black grading
Type-1 engines except
25hp+30hp

01970



Sandseal bolt-in power
pulley with black grading
Type-1 engines except
25hp+30hp

01938



Sandseal machinery-in
crankshaft pulley with black
grading
Type-1 engines except
25hp+30hp

41642



Silicone crank flywheel seal
Type-4 engines, Waterboxer
engines

029105245B

01638



Silicone crank seal with dust
lip
Type-1 engines 1200cc
(except 25hp+30hp), 1300,
1500 and 1600cc, Type-3
engines, CT/CZ engines

01909



Steel stock crankshaft pulley
(painted black)
Type-1 engines 1500 and
1600cc

113105251G



Group 105 : Crankshaft, Conrods, Bearings

 01581



Stock connection rods (4 pieces)
Type-1 engines 1300, 1500 and 1600cc until 9.1992, Type-3 engines 1500 and 1600cc, CT/CZ engines 1600cc

311198401

 41581



Stock connection rods (4 pieces)
Type-4 engines 2000cc

039198401

 41643



Stock crank flywheel seal
Type-4 engines, Waterboxer engines

029105245B

 01639



Stock crank seal
Type-1 engines 1200cc (except 25hp+30hp), 1300, 1500 and 1600cc, Type-3 engines, CT/CZ engines

113105245F

 03639



Standard crank seal with dust lip
Type-1 engines 1200cc (except 25hp+30hp), 1300, 1500 and 1600cc, Type-3 engines, CT/CZ engines

113105245F

 04643



Stock crankshaft gear spacer
Type-1 engines (except 25hp+30hp engines), Type-3 engines, Type-4 engines, CT/CZ engines, Waterboxer engines

113105219

 01640



Stock silicone crank seal
Type-1 engines 1200cc (except 25hp+30hp), 1300, 1500 and 1600cc, Type-3 engines, CT/CZ engines

 01503



Stock flywheel
Type-1 engines 1200cc 1980 (D 1 455 272) and later, 1500cc, 1600cc (Bus until 1975 VIN 216 2118 505), Type-3 engines 8.1962 and later

311105271 • 311105273A

 01641



Stock flywheel dowel pins (4 pieces)
Type-1 engines (except 25hp+30hp), Type-3 engines, CT/CZ engines

113105277

Group 105 : Crankshaft, Conrods, Bearings

 01535



Stock gland nut including pilot bearing
Type-1 engines except 25hp+30hp and cars with automatic transmission, Type-3 engines except cars with automatic transmission, CT/CZ engines

111105305E

 02238



Distributor drive pinion
Type-1 engines 8.1964 and later except 30hp engines, Type-3 engines, CT/CZ engines, Waterboxer engines

113105231B

 01592



Distributor shaft or rocker arm washers (Per Pair)
Distributor Type-1 engines except 25hp+30hp, Type-3 engines, CT/CZ engines, Waterboxer engines, Rocker arm Type-1 engines 25hp+30hp

111105235A

 06238



Distributor drive pinion spring
Type-1 engines, Type-3 engines, Type-4 engines, CT/CZ engines, Waterboxer engines

111105233

 01642



Distributor drive gear
Type-1 engines, Type-3 engines, Type-4 engines, CT/CZ engines, Waterboxer engines

111105223

 01934



Chrome crankshaft pulley bolt and washer
Type-1 engines

 01908



Chrome stock crankshaft pulley
Type-1 engines 1500 and 1600cc

113105251G

 01649



Longer and wider flywheel dowel pins (8 pieces)
Type-1 engines (except 25hp+30hp), Type-3 engines, CT/CZ engines

 01648



Longer flywheel dowel pins (8 pieces)
Type-1 engines (except 25hp+30hp), Type-3 engines, CT/CZ engines



Group 105 : Crankshaft, Conrods, Bearings

 01900



Five holes aluminum power pulley with a black engraved grading
Type-1 engines except 25hp+30hp

 41506



Flywheel
Type-4 1800cc engines with engine code AW, or AP 1974 (VIN 214 2125 001) until 7.1974

 01637



Flywheel O-ring (59.4 x 3 mm)
Type-1 engines 1966 and later, Type-3 engines 1966 and later, CT/CZ engines

311105295A

 41637



Flywheel O-ring (64.6 x 3 mm)
Type-4 engines, Waterboxer engines

 42097



Flywheel bolt lock washer
Type-4 engines

 02097



Gland nut spring washer
Type-1 engine, Type-3 engine, CT/CZ engine

021105279

021105275

111105297

 42095



Flywheel bolts (5 pieces)
Type-4 engines with manual transmission

 01904



Solid aluminum power pulley with a black engraved grading
Type-1 engines except 25hp+30hp

 01901



Black anodized aluminum crankshaft pulley with laser engraved graduation
Type-1 engines except 25hp+30hp

N0143351

Group 105 : Crankshaft, Conrods, Bearings

 41908



Black anodized aluminum crankshaft pulley with laser engraved graduation only for Type-4 engines with Porsche 911 cooling

107

Pistons, Piston rings, Piston / cylinder kits

 01827



1st oversized piston ring kit
Type-1 engines 1600cc, Type-3 engines 1600cc

311198171A

 01828



2nd oversized piston ring kit
Type-1 engines 1600cc, Type-3 engines 1600cc

311198173A

 01790



Big-bore cylinder and piston kit 1641cc slip-in (casted pistons)
Type-1 engines, Type-3 engines, CT/CZ engines

 01787



Big-bore cylinder and piston kit 1641cc slip-in (forged pistons)
Type-1 engines, Type-3 engines, CT/CZ engines

31119806987F

 01715



Big-bore cylinder and piston kit 1679cc (1600 slip-in)
Type-1 engines, Type-3 engines, CT/CZ engines



Group 107 : Pistons, Piston rings, Piston / cylinder kits

 01704



Big-bore cylinder and piston kit 1775cc
Type-1 engines, Type-3 engines, CT/CZ engines

 01702



Big-bore cylinder and piston kit 1835cc
Type-1 engines, Type-3 engines, CT/CZ engines

 41792



Big-bore cylinder and piston kit 1910cc
Type-4 engines

 01703



Big-bore cylinder and piston kit 1915cc
Type-1 engines, Type-3 engines, CT/CZ engines

 41793



Big-bore cylinder and piston kit 2055cc (2000 slip-in)
Type-4 engines

 01700



Big-bore cylinder and piston kit 2110cc
Type-1 engines, Type-3 engines, CT/CZ engines

 01791



Big-bore cylinder and piston kit 2180cc
Type-1 engines, Type-3 engines, CT/CZ engines

 01792



Big-bore cylinder and piston kit 2276cc
Type-1 engines, Type-3 engines, CT/CZ engines

 41789



Big-bore cylinder and piston kit 2366cc
Type-4 engines

Group 107 : Pistons, Piston rings, Piston / cylinder kits

41794



Big-bore cylinder and piston kit 2413cc
Type-4 engines

01832



Big-bore piston ring kit
Type-1 engines, Type-3 engines, CT/ CV engines

01833



Big-bore piston ring kit
Type-1 engines, Type-3 engines, CT/ CV engines

01834



Big-bore piston ring kit
Type-1 engines, Type-3 engines, CT/ CV engines

01839



Big-bore piston ring kit
Type-1 engines, Type-3 engines, CT/ CV engines

01858



Big-bore piston ring kit
Type-1 engines, Type-3 engines, CT/ CV engines

01862



Big-bore piston ring kit
Type-1 engines, Type-3 engines, CT/ CV engines

01864



Big-bore piston ring kit
Type-1 engines, Type-3 engines, CT/ CV engines

01869



Big-bore piston ring set
Type-1 engines, Type-3 engines, CT/ CV engines



Group 107 : Pistons, Piston rings, Piston / cylinder kits

41802



Big-bore piston ring kit
Type-4 engines

111198057B

01719



Cylinder and piston kit
1285cc (1300)
Type-1 engines

03718



Cylinder and piston kit
1493cc (1500)
Type-1 engines, Type-3
engines

311198063H

01698



Cylinder and piston kit
1585cc (1600) with forged
pistons
Type-1 engines, Type-3
engines

311198069F

41791



Cylinder and piston kit
1679cc (1700) with flat top
pistons
Type-4 engines

41796



Cylinder and piston kit
1794cc (1800)
Type-4 engines

021198075A

41797



Cylinder and piston kit
1971cc (2000) with dish top
pistons
Type-4 engines

029198075

41790



Cylinder and piston kit
1971cc (2000) with flat top
pistons
Type-4 engines

04715



Thick wall big bore cylinder
and piston kit 1679cc (1600
slip-in)
Type-1 engines, Type-3
engines, CT/CZ engines

Group 107 : Pistons, Piston rings, Piston / cylinder kits

05699



Mahle cylinder and piston kit 1585cc (1600) with cast pistons
Type-1 engines, Type-3 engines

311198069F

01701



Stock size piston pin (each)
Type-1 engines 1500 and 1600cc, Type-3 engines, CT/CZ engines

311107411

01708



Standard piston ring kit
Type-1 engines 1600cc, Type-3 engines 1600cc

311198169A

21893



Standard piston ring kit
Type-1 engines 1600cc, Type-3 engines 1600cc, CT/CZ engines

070198169

41799



Standard piston ring kit
Type-4 engines 1700cc

021198175

41800



Standard piston ring kit
Type-4 engines 2000cc

029198175

41801



Standard piston ring kit
Type-4 engines 1800cc

021107351F • 021107361A • 021107371B

01793



Teflon piston pin retainer buttons 13.40 mm (8 pieces)
Type-1 engines, Type-3 engines, CT/CV engines

01795



Teflon piston pin retainer buttons 13.45 mm (8 pieces)
Type-1 engines, Type-3 engines, CT/CV engines



Group 107 : Pistons, Piston rings, Piston / cylinder kits

01796



Teflon piston pin retainer buttons 13.70 mm (8 pieces)
Type-1 engines, Type-3 engines, CT/CV engines

03793



Teflon piston pin retainer buttons 15.15 mm (8 pieces)
Type-1 engines, Type-3 engines, CT/CV engines


01699



Uber cylinder and piston kit 1585cc (1600) with cast pistons
Type-1 engines, Type-3 engines

311198069F

01798



Gudgeon piston in lock rings 22 mm per (8 pieces)
Type-1 1300, 1500 and 1600cc engines, Type-3 engines, CT/CZ engines

N0122761•N122761

03757



Aluminum cam gear
A-quality
Type-1 engines except 25hp+30hp engines, Type-3 engines

41624



Aluminum cam gear
Type-4 engines

109

Camshaft, Valves,
Pushrod, Pushrod
tube


Group 109 : Camshaft, Valves, Pushrod, Pushrod tube

01757



Aluminum cam gear
B-quality
Type-1 engines except
25hp+30hp engines, Type-3
engines

01729



Chromoly blank end
pushrods (8 pieces)
Type-1 (except 25 and 30hp),
Type-3, Type-4, CT/CZ,
Waterboxer engines

01891



Chromoly valve spring
retainers (8 pieces)
Type-1 engines (excluding
25hp+30hp), Type-3 engines,
CT/CZ engines

01731



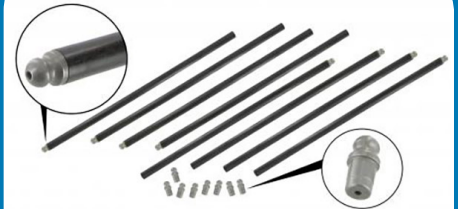
Double racing valve springs
(8 pieces)
Type-1 engines 8.1960 and
later except 30hp engines

01739



Hardened valve stem caps (8
pieces)
Type-1 engines (except
25hp+30hp), Type-3 engines,
CT/CZ engines, Type-4
engines, Waterboxer engines

04729



Heavy Duty chromoly blank
end pushrods (8 pieces)
Type-1 (except 25 and 30hp),
Type-3, Type-4, CT/CZ,
Waterboxer engines

01774



Hi performance valve springs
(8 pieces)
Type-1 engines except
25hp+30hp, Type-3 engines,
CT/CZ engines

01734



High-rev valve spring kit with
retainers and valve locks
Type-1 engines except
25hp+30hp, Type-3 engines,
CT/CZ engines

01797



High lift pushrod tubes (8
pieces)
Type-1 engines 1300-1500-
1600cc, Type-3 engines



Group 109 : Camshaft, Valves, Pushrod, Pushrod tube

01780



Hi-ratio rocker kit 1: 25 to 1 chromoly (Per Pair)
Type-1 engines 8.1965 and later, Type-3 engines, CT/CZ engines, Waterboxer engines

01781



Hi-ratio rocker kit 1: 40 to 1 chromoly (Per Pair)
Type-1 engines 8.1965 and later, Type-3 engines, CT/CZ engines, Waterboxer engines

41631



Hydraulic standard lifters (8 pieces)
Type-4 engines 2000cc with engine code GE, CU or CV, CT/CZ engines, Waterboxer engines

022109309

01748



Inlet valves 35.6 x 8 mm (4 pieces)
Type-1 engines 1300cc 8.1970 and later, 1500cc, 1600cc B, C, AH, AG, AM and AE, 1600cc AD until 1973 (AD 886 566), 1600cc AF and AS until 7.1976, 1600cc AL until 1976 (AL 017 066), Type-3 engines all, CT/CZ engines all

311109601

41748



Inlet valves 37.5 x 8 mm (4 pieces)
Type-4 engine 2000cc until 7.1979

021109601A

41747



Inlet valves 39.3 x 8 mm (4 pieces)
Type-4 engine 1700cc, Type-4 engine 1800cc with engine code AP 8.1974 and later, Type-4 engine 1800cc with engine code ED, Type-4 engine 2000cc 8.1979 and later

021109601

41746



Inlet valves 41.0 x 8 mm (4 pieces)
Type-4 engine 1800 with engine code AP until 7.1974

022109601

01752



Inlet valves 33.1 x 8 mm (4 pieces)
Type-1 engine 1300cc until 7.1970, 1600cc AF 8.1976 and later, 1600cc AS 8.1976 and later, 1600cc AL 1976 (017 067) and later, 1600cc AJ, 1600cc ACD

113109601D

01733



Valve keepers (16 pieces)
Type-1 engines (except 25hp+30hp), Type-3 engines, CT/CZ engines, Type-4 engines, Waterboxer engines, Diesel engines 4.1981 and later

113109651A

Group 109 : Camshaft, Valves, Pushrod, Pushrod tube

04704



Valve stem seals (8 pieces)
Type-1 engines except
25hp+30hp 1964 (engine
number 8 339 393) until
9.1990, Type-3 engines, CT/
CZ engines

113109619

41725



Valve adjustment nuts (M10 x
1.0) (8 pieces)
Type-4 engines 1800cc and
2000cc

028109453

01725



Valve adjustment nuts (M8 x
1.0) (8 pieces)
Type-1 until 1983 (VIN 11-
E-119 815), Type-3, Type-4
1700cc, CT/CZ

N0111521 • N111521 • N0111525

04783



Valve adjustment screw
(each)
only replacement for high-
ratio rockers #1780 and
#1781

01782



Valve adjustment screws (8
pieces)
Type-1 engines until 1983
(VIN 11-E-119 815), Type-
3 engines, Type-4 engine
1700cc, CT/CZ engines

111109451 • 043109451

41782



Valve adjustment screws (8
pieces)
Type-4 engines 1800 and
2000cc

022109451

03784




High ratio valve adjustment
screws M8 (8 pieces)
Type-1 until 1983 (VIN 11-
E-119 815), Type-3, Type-4
1700cc, CT/CZ

01784



Pressure ball valve
adjustment screws (M8) (8
pieces)
Type-1 until 1983 (VIN 11-
E-119 815), Type-3, Type-4
1700cc, CT/CZ

01762



Adjustable pushrod tubes (8
pieces)
Type-1 engines (except
25hp+30hp engines), Type-3
engines until 7.1970



Group 109 : Camshaft, Valves, Pushrod, Pushrod tube

02095




Lightweight Webcam lifters
29 mm (8 pieces)
Type-1 engine until 9.1992
(excluding 25hp+30hp),
Type-3 engine

04632



Lightweight lifters 28 mm
with oil hole (8 pieces)
Type-1 until 9.1992
(excluding 25hp+30hp),
Type-3 engines

04633



Lightweight lifters 30 mm
with oil hole (8 pieces)
Type-1 until 9.1992
(excluding 25hp+30hp),
Type-3 engines

01799



Lightweight lifters 31 mm
with oil hole (8 pieces)
Type-1 engines until 9.1992
(excluded 25hp+30hp
engines), Type-3 engines

41632



Mechanical standard lifters (8
pieces)
Type-4 engines 1700 and
1800cc all, 2000cc with
engine code GD

01625



Camshaft EMPI 22-4100
(W-100) for 1.1 or 1.25 ratio
rockers
Type-1 engines except
25hp+30hp engines, Type-3
engines

021109309G

01626



Camshaft EMPI 22-4110
(W-110) for 1.1 or 1.25 ratio
rockers
Type-1 engines except
25hp+30hp engines, Type-3
engines

01627



Camshaft EMPI 22-4120
(W-120) for 1.1 or 1.25 ratio
rockers
Type-1 engines except
25hp+30hp engines, Type-3
engines

01628



Camshaft EMPI 22-4125
(W-125) for 1.1 or 1.25 ratio
rockers
Type-1 engines except
25hp+30hp engines, Type-3
engines

Group 109 : Camshaft, Valves, Pushrod, Pushrod tube

41652



Camshaft Webcam 163
Type-4 engines

41650



Camshaft Webcam 86
Type-4 engines

41651



Camshaft Webcam 86a
Type-4 engines

01634



Camshaft bearings: cam 0.25/
case standard
Type-1, Type-3 and CT/CZ
engines 8.1965 and later,
Waterboxer engines until
7.1985

111198543

01620



Camshaft bearings: standard
Type-1, Type-3 and CT/CZ
engines 8.1965 and later,
Waterboxer engines until
7.1985

111198541

41682



Camshaft bearings: standard
Type-4 engines

021198541

01776



Camshaft gear bolts for after
market cams (3 pieces)
Type-1 engines (except
25hp+30hp), Type-3 engines,
CT/CZ engines, Waterboxer
engines

03824



Cam gear kit with straight
gears
Type-1 engine, Type-3
engine, CT/CZ engine,
Waterboxer engines

01632



Lifters standard (8 pieces)
Type-1 engines until 9.1992
(except 25hp+30hp), Type-3
engines

113109309C



Group 109 : Camshaft, Valves, Pushrod, Pushrod tube

01745



Stainless steel valves (4 pieces)
Type-1 engines, Type-3 engines

01746



Stainless steel valves (4 pieces)
Type-1 engines, Type-3 engines, CT/CV engines

01747



Stainless steel valves (4 pieces)
Type-1 engines, Type-3 engines, CT/CV engines

03746



Stainless steel valves (4 pieces)
Type-1 engines, Type-3 engines, CT/CV engines

01751



Silicone pushrod tube seals (16 pieces)
Type-1 engines except 25hp+30hp, Type-3 engines, CT/CZ engines for the cylinder head side, Waterboxer engines for the cylinder head side

03428



Steel high Performance pushrods (8 pieces)
Type-1 engines 1300, 1500 and 1600cc, Type-3 engines 1963 (266 358) and later

03429



Stock aluminum pushrods (8 pieces)
Type-1 engines 1300, 1500 and 1600cc, Type-3 engines 1963 (266 358) and later

01890



Stock valve spring retainers (8 pieces)
Type-1 engines except 25hp+30hp, Type-3 engines, CT/CZ engines

01569



Stock valve springs (8 pieces)
Type-1 engines 1300, 1500 and 1600cc, Type-3 engines 8.1964 and later

311109301A

113109641B

113109623C

Group 109 : Camshaft, Valves, Pushrod, Pushrod tube

03787



Stock camshaft
Type-1 engines until 7.1971
(except 25hp+30hp engines),
Type-3 engines until 7.1971

03792



Stock camshaft
Type-1 engines 8.1971 and
later, Type-3 engines 8.1971
and later

41629



Stock camshaft
Type-4 engines with
mechanical lifters

113109021G

41630



Stock camshaft
Type-4 engines with
hydraulic lifters

01763



Stock pushrod tube seals (16 pieces)
Type-1 engines 1200cc (except
25hp+30hp), Type-1 engines 1300-
1500-1600cc, Type-3 engines, CT/CZ
engines for the cylinder head side,
Waterboxer engines for the cylinder
head side

01760



Stock pushrod tubes raw (8
pieces)
Type-1 engines 1300, 1500
and 1600cc, Type-3 engines

113109345A

311109335• 126109335

01770



Stock pushrod tubes stainless
steel (8 pieces)
Type-1 engines 1300, 1500
and 1600cc, Type-3 engines

41758



Pushrod tube retaining
spring wire (Per Pair)
Type-4 engines

21756



Stock pushrod tube seals (8
pieces)
CT/CZ engines, Waterboxer
engines, Type-1 and Type-3
engines for push rod tubes
#4797

311109335• 126109335

021109339

070109345



Group 109 : Camshaft, Valves, Pushrod, Pushrod tube

41763



Pushrod tube seal case side
(8 pieces)
Type-4 engines

021109345A • 021109345B

41764



Pushrod tube seal head side
(8 pieces)
Type-4 engines

021109349A • 021109349B

41757



Pushrod tubes (8 pieces)
Type-4 engines

021109335C

41759

Geen afbeelding beschikbaar
No image available
Image non disponible



Pushrod tubes stainless steel
(8 pieces)
Type-4 engines

021109335C

01800



Titanium valve spring
retainers (8 pieces)
Type-1 engines (except
25hp+30hp), Type-3
engines, CT/CZ engines

03788



Rocker arm thrust washers (8
pieces)
Type-1 engines (except
25hp+30hp), Type-3 engines,
CT/CZ engines, Waterboxer
engines

113109435 • 025109435

03005



Rocker arm shims (8 pieces)
0.254mm/0.10"

03006



Rocker arm shims (8 pieces)
0.381mm/0.15"

03007



Rocker arm shims (8 pieces)
0.762mm/0.30"

Group 109 : Camshaft, Valves, Pushrod, Pushrod tube

03008



Rocker arm shims (8 pieces)
1.524mm/0.60"

113109407

03004



Rocker arms standard (Per Pair)
Type-1 engine (except 25hp+30hp), Type-3 engine, CT/CZ engine, Waterboxer engines


03779



Rocker arm spring washers (4 pieces)
Type-1 engines except 25hp+30hp, Type-3 engines, CT/CZ engines

113109437

03000



Rocker arm stand shims (4 pieces)
Type-1 engines except 25 and 30hp, CT/CZ engines, Waterboxer engines, Type-4 engines with small modification

03001



Rocker arm stand shims (4 pieces)
Type-1 engines except 25 and 30hp, CT/CZ engines, Waterboxer engines, Type-4 engines with small modification

03002



Rocker arm stand shims (4 pieces)
Type-1 engines except 25 and 30hp, CT/CZ engines, Waterboxer engines, Type-4 engines with small modification

02991



Rocker shaft shims for high-ratio rocker (8 pieces) for set #1780 and #1781, Thickness: 0.381mm, Inner size: 19.50mm, Outer size: 25.40mm

02990



Rocker shaft shims for high-ratio rocker kit # 1780 and # 1781 (8 pieces) Thickness: 0.762mm, Inner size: 19.50mm, Outer size: 25.40mm

02992



Rocker shaft shims for high-ratio rocker kit #1780 and #1781 (8 pieces) Thickness: 0.254mm, Inner size: 19.50mm, Outer size: 25.40mm



Group 109 : Camshaft, Valves, Pushrod, Pushrod tube

03786



Rocker shaft clips (4 pieces)
Type-1 (except 25hp+30hp),
Type-3 all, CT all, Waterboxer
engines all

113109439

01785



High strength rocker arms
(Per Pair)
Type-1 engine 8.1960 and
later (except 30hp), Type-
3 engine, CT/CZ engine,
Waterboxer engines

01783



1.25 to 1 rockers (8 pieces)
Type-1 8.1960 and
later, Karmann Ghia
8.1960 and later, Bus
1200/1300/1500/1600cc
8.1960 and later, Vanagon/
T25 Waterboxer engines,
Type-3, Thing

01756



Outlet valves 30.0 x 9 mm (4 pieces)
Type-1 engines 1300 AC 1974 (AC 008
540) and later, 1300 AR 1974 (AR 009
253) and later, 1600 AK and AJ, 1600
AF 1974 (AF 124 871) and later, 1600
AS 1974 (AS 194 453) and later, 1600
ACD until 7.1996, CT/CZ engines 1600
(stock)

043109611A

01749



Outlet valves 32.0 x 8 mm (4 pieces)
Type-1 engines 1300 AB, 1300 AC
until 1974 (AC 008 539), 1300 AR until
1974 (AR 009 252), 1500, 1600 B, C,
AD, AH, AG, AM and AE, 1600 AF until
1974 (AF 048 725), 1600 AS until 1974
(AS 203 629), 1600 AL until 12.1974,
Type-3 engines all

113109612A • 311109612

41749



Outlet valves 33.0 x 9 mm (4
pieces)
Type-4 engine 1700cc, Type-4
engine 1800cc with engine
code AP 8.1974 and later,
Type-4 engine 2000cc

022109612D • 021106612

41750



Outlet valves 34.0 x 9 mm (4
pieces)
Type-4 engine 1800cc with
engine code AP until 7.1974

022109612A

21751



Outlet valves 32.0 x 9 mm (4 pieces)
Type-1 engines 1600cc AD 1973
(AD 886 567) and later, 1600cc AS
until 1974 (AS 194 452), 1600cc AF
1974 (AF 048 726) until 1974 (AF 124
871), 1600cc AL 1.1975 and later,
CT/CZ engines 1600cc (oversize)

043109612

04797



Spring adjustable pushrod tubes
(8 pieces)
Type-1 engines for high lift
application (except 25hp+30hp),
CT/CZ engines (stock
application), Waterboxer engines
(stock application)

025109337

Group 109 : Camshaft, Valves, Pushrod, Pushrod tube

01761



Spring adjustable windage pushrod tubes (8 pieces)
Type-1 engines 1200cc (except 25hp+30hp), Type-1 engines 1300-1500-1600cc, Type-3 engines

01624



Adjustable cam gear kit with straight gears
Type-1 engine, Type-3 engine, CT/CZ engine, Waterboxer engines

43824



Adjustable cam gear kit with straight gears
Type-4 engines

01764



Replacement rubber sealing rings (16 pieces)
Spring adjustable windage pushrod tubes #1761

41634



Webcam hydraulic lifters (8 pieces)
Type-4 engines

41633



Webcam mechanical lightweight lifters (8 pieces)
Type-4 engines

01712



Windage pushrod tubes (raw) (8 pieces)
Type-1 engines 13/15/1600cc, Type-3 engines

01758



Windage pushrod tubes (stainless steel) (8 pieces)
Type-1 engines 1300-1500-1600cc, Type-3 engines



Group 115 : Oil pumps, Oil fillers, Dipsticks

115

Oil pumps, Oil fillers, Dipsticks

01813



``Lifetime`` oil filter (replacement) for oil sump #1812 and #1884

04846



Sealing rings M6 (6 pieces) Inner diameter: 6mm, Outer diameter: 10mm, Thickness: 1mm, Material: copper

N138042• N0138042

04966

Geen afbeelding beschikbaar
No image available
Image non disponible



Seal ring for the oil pressure plunger screw and gas heater suction pipe (Per Pair)
Oil pressure plunger screw Type-1 engines, Type-3 engines, Gas heater suction pipe Type-3 8.1965 until 7.1971

N0138174N138171• N0138171

01805



Aluminum full flow oilpump cover
Type-1 engines 1200cc 1967 (D 0230001) and later, 1300cc 1967 (E 0013651 and F 1225018) until 7.1970 and 8.1970 and later (all 1300cc engines codes), 1500cc 1967 (L 0018100 and H 0822052) and later, 1600cc

03992



Aluminum full flow oilpump cover with pressure valve
Type-1 engines 1200cc 1967 (D 0230001) and later, 1300cc 1967 (E 0013651 and F 1225018) until 7.1970 and 8.1970 and later (all 1300cc engines codes), 1500cc 1967 (L 0018100 and H 0822052) and later, 1600cc

01881



Breather tube collar
Type-1 engine 1200cc 8.1955 until 7.1975 and 1300-1500-1600cc until 7.1972

11115491

04620



Billet oil dip stick
Type-1 engines 8.1960 and later, (except 30hp engines)

01847



Domed oil cap chrome
Type-1 engines 8.1955 and later (except injection engines with engine code AJ), Diesel engines on valve cover

Group 115 : Oil pumps, Oil fillers, Dipsticks

01990



Case oil filler block off
Type-1 engines

113115349

04970



Case hardware kit
Type-1 8.1970 and later,
Type-3, Thing, + new case
#4969

113198033- 311115315A- 113115349- 113115411- 111115421A-
111115425A- 111115431C- N110088- N138171- N143953- N143963-
N144434- N144521- N145581- N0110088- N01100818- N01224111-
N0138171- N0143953- N0143968- N0144521- N0145581- N01444312

04855



Sump plate with oil drain
plug hole
Type-1 engines except
25hp+30hp, Type-3 engines,
CT/CZ engines

122115181A

01855



Sump plate with oil drain
plug hole chrome
Type-1 engines (except
25hp+30hp), Type-3 engines,
CT/CZ engines

122115181A


41851



Sump plate nut
Type-4 engines

021115193B

01885



Sump plate gasket (each)
only for the 0.95 liter extra
oilsump #1884

41774



Oil change gasket kit
Type-4 engines

021198031B

01897



Case breather filter with a
chrome plated top
Top: 50mm, Bottom: 57mm,
Height: 41 mm, Connection
inner size: 13mm

41846



Case breather gasket
Type-4 engines until 7.1979

021115487



Group 115 : Oil pumps, Oil fillers, Dipsticks

01769



Valve cover vents (Per Pair)
Full length: 32.4mm, Hose
side diameter: 12.6mm,
Mounting hole diameter:
16mm, Thread length: 14mm

01896



Oil breather kit

01980



Case breather tower
Type-1 engines (except
25hp+30hp)

01880



Breather tube end boot
Type-1 1200cc 1963 until
7.1975, 13/15/1600cc until
7.1972, Type-3 engine until
7.1967+ 8.1968 and later

31111541

01984



Filter flow heavy duty oil
pump
Type-1 engines 1300 and
1600cc 8.1971 and later, CT/
CZ engines

03848



Polished 45 degrees oil filler
Type-1 engines except
25hp+30hp

01845



Polished straight oil filler
Type-1 engines except
25hp+30hp

01947



Ribbed oil filler cap chrome
Type-1 engines 8.1955
and later (except injection
engines with engine code
AJ), Diesel engines on valve
cover

01997



High performance oil filter
oil filter adapter #1825 and
#3827

Group 115 : Oil pumps, Oil fillers, Dipsticks

01803



Heavy duty oil pump
Type-1 engines 1300, 1500
and 1600cc 8.1969 until
7.1971, 1200cc 8.1969 and
later

01802



Heavy duty oil pump
Type-1 engine 1300 and
1600cc 8.1971 and later, CT/
CZ engine

01981



Heavy duty oil pump
Type-1 engines 1300, 1500
and 1600cc 8.1969 until
7.1971, 1200cc 8.1969 and
later, Type-3 engines, 8.1969
until 7.1971

01982



Heavy duty oil pump
Type-1 engine 1300 and
1600cc 8.1971 and later,
Type-3 engine 8.1971 and
later, CT/CZ engines

04249



Inlet manifold or oil pressure
plunger locking screw gasket rings
(Per Pair)
Inlet manifold gasket for Type-1
engines 25hp, Oil pressure locking
screw gasket for Type-4 engines,
CT/CZ engines, Waterboxer engines

04850



Magnetic oil drain plug
Type-1 engine 8.1959 and
later, Type-3 engine, CT/CZ
engine

01899



Melling heavy duty oil pump
Type-1 engines 1300, 1500
and 1600cc 8.1969 until
7.1971, 1200cc 8.1969 and
later

01812



Mini oil sump with
"Lifetime" filter
Type-1 engines (except
25hp+30hp), Type-3 engines,
CT/CZ engines

04847



Oil drain plug gasket ring
(each)
Type-1 engines 8.1959 and
later, Type-3 engines, Type-4
engines, CT/CZ engines

N138291 • N0138293
N138152 • N0138156 • N0138152



Group 115 : Oil pumps, Oil fillers, Dipsticks

01816



Oil pressure booster kit
Type-1 engines (except
25hp+30hp), Type-3 engines

04971



Oil pressure plunger locking
screw (each)
Type-1 engine (except
25hp+30hp), Type-3 engine

41826



Oil filter
Type-4 engines

021115351A

03827



Oil filter adapter (oil ports
right)

01825



Oil filter adapter with the oil
ports left

41692



Oil filter bracket gasket
Type-4 engines

021115359A

41885




Oil dipstick boot
Type-4 engines until 7/1979
(replace OEM), Type-1
engines (for better sealing)

01843



Oil dipstick holder conversion
kit
Type-3 to Type-1 engines

01998



Oil pump gaskets (set)
Type-1 1200cc 1967 (D 0230001) and later,
1300cc 1967 (E 0013651 and F 1225018)
and later, 1500cc 1967 (L 0018100 and H
0822052) and later, 1600cc, Type-3 1500cc
1967 (K 0090196) and later, 1600cc 1967
(T 0445098) and later, CT/CZ, Type-4 (only
one gasket can be used), Waterboxer
engines

021119245

111115131B • 111115111B

Group 115 : Oil pumps, Oil fillers, Dipsticks

03706



Oil pump cover nuts (4 pieces)
Type-1 1200cc 1967 (D 0230001) and later, 1300cc 1967 (E 0013651 and F 1225018) until 7.1970, 1300cc 8.1970 and later, 1500cc 1967 (L 0018100 and H 0822052) and later, 1600cc, Type-3 1500cc 1967 (K 0090196) and later, 1600cc 1967 (T 0445098) and later, CT/CZ engines, Waterboxer engines

11115161

01804



Oil pump cover gasket
HD pump #1802 and #1803,
HD pump with filter #1806
and #1807, filter flow pump
#1983 and #1984

01844



Oil cap
replacement for for for oil
filler #1845

03888



Stock oil filler cap
Type-1 injection engines
with engine code AJ, Type-4
engines until 7.1979

02115311

04882



Gasket oil filler cap (rubber)
Type-1 engines 10.1992 and
later, Diesel engines on valve
cover, + replacement for cap
#1882

06A103483D

01903



Oil cap seal ring
Paruzzi #1844,
#1845,#1875,#1878 and
#3848

04883



Oil filler cap cork gasket
Type-1 engines 8.1955 until
9.1992, Type-3 engines

11115487

31845



Oil filler pipe or case block-off
plate gasket
Oil filler pipe Type-3 engines, CT/
CZ engines, Waterboxer engines,
Case block-off plate Type-1
engines except 25hp+30hp

31115315A • 025115315

41845



Oil filler pipe gasket
Type-4 engines

02115315B • 071115315A



Group 115 : Oil pumps, Oil fillers, Dipsticks

01848



Oil filler with drain tube and cap chrome

Type-1 engine 1200cc (34hp) until 1961 (engine code 5 703 137), Type-1 engine 1200cc (34hp) 1963 (engine code 8 046 097) until 7.1966, Type-1 engine 1300cc until 7.1966

211115451A

01849



Oil filler with cap and without drain tube chrome

Type-1 engine 1200cc (34hp) until 7.1975, Type-1 engine 1300cc until 7.1972, Type-1 engine 1500cc until 7.1972, Type-1 engine 1600cc until 7.1972

113115451E

01872



Oil filler nut

Type-1/Karmann Ghia 8.1960 and later (not 30hp), Bus 1200/1300/1500/1600 8.1960 and later (not 30hp and CT), Thing

113115495


01846



Oil inlet or oil cap seal ring oil inlet #1845, #1875, #1878 and #3848, oil cap #1980

113115475

03847



Oil filler or breather box gasket Type-1 engines except 25hp+30hp, Type-3 engines

113115475

03849



Oil filler black Type-1 engine 1200cc 8.1975 and later, Type-1 engine 1300cc 8.1972 and later, Type-1 engine 1600cc 8.1972 and later

113115451E

01853



Oil screen

Type-1 engines 1200cc 1967 until 7.1969, 1300cc (F) 1967 until 7.1969, 1300cc (E) 1968 until 7.1969, 1500cc (H) without EGR 8.1967 until 7.1969, 1500cc (H) with EGR 1967 until 7.1969, 1500cc (L) 1967 until 1969, Type-3 engines 1500 and 1600cc until 7.1969

311115175A

01994



Oil screen

Type-1 engines 1200cc 8.1969 and later, 1300cc 8.1969 and later, 1500cc with engine code H 8.1969 and later, 1500cc with engine code L 1969 (L 0 024 237) and later, 1600cc, Type-3 engines 1500 and 1600cc 8.1969 and later, CT/CZ engines 1600cc

111115175B

41853



Oil screen Type-4 engines

021115175

Group 115 : Oil pumps, Oil fillers, Dipsticks

01851



Paper sump plate gasket kit
Type-1 engines (except 25hp+30hp), Type-3 engines, CT/CZ engines

113198031

01875



Red anodized straight oil filler
Type-1 engines except 25hp+30hp

01854



Silicone sump plate gasket kit
Type-1 engines (except 25hp+30hp), Type-3 engines, CT/CZ engines

01992



Steel full flow oil pump cover
Type-1 engines 1200cc 1967 (D 0230001) and later, 1300cc 1967 (E 0013651 and F 1225018) until 7.1970 and 8.1970 and later (all 1300cc engines codes), 1500cc 1967 (L 0018100 and H 0822052) and later, 1600cc

04851



Stock oil drain plug
Type-1 engine 8.1959 and later, Type-3 engine, CT/CZ engine

01826



Stock oil filter
stock replacement Type-1 engines 10.1992 and later, other applications replacement for oil pump #1806 and #1807, to be used for adapter #1825 and #3827

113115193

056115561G

01887



Stock oil pump
Type-1 engines 1967* until 7.1969, Type-3 engines 1967* until 7.1969

311115107A• 311115123A•
311115115• 311115107A

01888



Stock oil pump
Type-1 engines 1300, 1500 and 1600cc 8.1969 until 7.1971, 1200cc 8.1969 and later, Type-3 engines 8.1969 until 7.1971

111115107A• 311115123A•
111115115B• 311115107A

01889



Stock oil pump
Type-1 engines 1300 and 1600cc 8.1971 and later, Type-3 engines 8.1971 and later, CT/CZ engines, Waterboxer engines

111115107B• 111115123B•
111115115C



Group 115 : Oil pumps, Oil fillers, Dipsticks

03705



Stock oil pump cover
Type-1 * 1200cc 1967 (D 0230001) and later, 1300cc 1967 (E 0013651 and F 1225018) until 7.1970, 1300cc 8.1970 and later, 1500cc 1967 (L 0018100 and H 0822052) and later, 1600cc, Type-3 1500cc 1967 (K 0090196) and later, 1600cc 1967 (T 0445098) and later, CT/CZ engines, Waterboxer engines

31111514C

03883



Stock oil filler cap
Type-1 engines 8.1955 until 9.1992 (except injection engines with engine code AJ)

111115485

04852



Chromed sump plate kit with magnetic drain plug
Type-1 engines 1200cc 1967 until 7.1969, 1300cc (F) 1967 until 7.1969, 1300cc (E) 1968 until 7.1969, 1500cc (H) without EGR 8.1967 until 7.1969, 1500cc (H) with EGR 1967 until 7.1969, 1500cc (L) 1967 until 1969, Type-3 engines 1500 and 1600cc until 7.1969

113198031• 311115175A• N110623• N0110624

04853



Chromed sump plate kit with magnetic drain plug
Type-1 engine 8.1969 and later, Type-3 engine 8.1969 and later, CT/CZ

113198031• 111115175B• N110623• N0110624

01841



Chrome oil dipstick
Type-1 engines (except 25 and 30hp engines)

113115611

01882



Chrome oil filler cap
Type-1 engines 8.1955 and later (except injection engines with engine code AJ), Diesel engines on valve cover

111115485

03853



Heavy duty aluminum sump plate with oil drain plug
Type-1 engines (except 25hp+30hp), Type-3 engines, CT/CZ engines

01852



Black sump plate kit with magnetic drain plug
Type-1 engines 1200cc 1967 until 7.1969, 1300cc (F) 1967 until 7.1969, 1300cc (E) 1968 until 7.1969, 1500cc (H) without EGR 8.1967 until 7.1969, 1500cc (H) with EGR 1967 until 7.1969, 1500cc (L) 1967 until 1969, Type-3 engines 1500 and 1600cc until 7.1969

113198031• 122115181A• 311115175A• N110623• N0110624

04854



Black sump plate kit with magnetic drain plug
Type-1 engine 8.1969 and later, Type-3 engine 8.1969 and later, CT/CZ engines

113198031• 122115181A• 111115175B• N110623• N0110624

Group 115 : Oil pumps, Oil fillers, Dipsticks

01878



Black anodized straight oil filler
Type-1 engines except
25hp+30hp

Empi

117

Oil coolers, Oil hoses

00987




Heavy Duty hose clamps
anodized blue (Per Pair)
Maximum hose outer size
20.9mm

00986



Heavy Duty hose clamps
anodized red (Per Pair)
Maximum hose outer size
20.9mm

01861



Brass fitting with internal and
external thread (Per Pair)
Thread size: 3/8 inch NPT,
Directional angle: 90°

01913



Brass fitting with internal and
external thread (Per Pair)
Thread size: 3/8 inch NPT,
Directional angle: 45°

01860



Brass hose barb male
threaded (Per Pair)
Thread size: 3/8 inch NPT,
Hose barb size: 12,7mm



Group 117 : Oil coolers, Oil hoses

 01898



Brass hose barb male threaded (Per Pair)
Thread size: 1/2 inch NPT,
Hose barb size: 12,7mm

 04860



Brass hose barb male threaded (Per Pair)
Thread size: 1/4 inch NPT,
Hose barb size: 12,7mm

 03898



Brass swivel hose barb, female threaded (Per Pair)
Thread size: -8 AN, Hose barb size: 12.7mm

 01829



Oil cooler
Type-1 engines 1300 and 1600cc 8.1970 and later

113117021

 01906



Oil cooler
Type-1 engines 1200cc 8.1969 and later, 1300, 1500 and 1600cc 8.1969 until 7.1970

111117021E

 41829



Oil cooler
Type-4 engines

021117021B

 01865




Oil cooler 24 plates
280 x 125 x 40mm

 01866



Oil cooler 48 plates
280 x 190 x 40mm

 01867



Oil cooler 72 plates
280 x 260 x 40mm

Group 117 : Oil coolers, Oil hoses

01821



Dual oil cooler by-pass
Type-1 engines until 7.1970
(with modification 8.1970
and later)

41822



Oil cooler adapter between
oil filter and bracket
Type-4 engines

01993



Oil cooler block off
Type-1 engines, Type-3
engines, Type-4 engines, CT/
CZ engines

03218



Oil cooler sealing frame
Type-1 engines 1300 and
1600cc 8.1970 and later

01976



Oil cooler with cooling fan
280 x 260 x 40mm, 12V/80
watt

01820



Oil cooler by-pass
Type-1 engines

113117321

41820



Oil cooler bypass
Type-4 engines

04824



Oil cooler gasket
intermediate flange to case
replacement for #1820 and
#1993, option for the #1821

01824



Oil cooler seals (4 pieces)
Type-1 8.1969 and later,
Type-3 8.1969 and later,
Type-4, CT/CZ (oil cooler to
intermediate flange)

021117151A



Group 117 : Oil coolers, Oil hoses

03724



Oil cooler seals (Per Pair)
Type-1 engines until 7.1969,
Type-3 engines until 7.1962

111117151


31824



Oil cooler seals (Per Pair)
Type-3 engines 8.1962 until
7.1969


311117151A

01838




Oil cooler kit 24 plates
280 x 125 x 40mm

01837



Oil cooler kit 48 plates
280 x 190 x 40mm

01830



6 pass oil cooler kit
300 x 190 x 60mm

01836



Oil cooler kit 72 plates
280 x 260 x 40mm

01831



8 pass oil cooler kit
340 x 130 x 90mm

01989



Oil cooler support
13/1600cc 8.1970 and later

03725




Oil cooler adapting seal (from
8 to 10 mm) kit
Type-1 engines until 7.1969,
Type-3 engines 8.1962 until
7.1969

113117301

111198029

Group 117 : Oil coolers, Oil hoses

00988



Stainless steel braided oil hose per meter
inner Ø 12.7mm outer Ø 17mm

00989



Stainless steel braided oil hose per meter
inner Ø 14.2mm outer Ø 20.9mm

00975



Oil hose textile braided per meter
inner Ø 12.7 outer Ø 20.0mm

01870



Oil thermostat

01871



Oil thermostat replacing O-rings (Per Pair)
EMPI 33-5010-0, Paruzzi #1870

01091



Stud M8 x 40 mm with allen mounting (4 pieces)

01977



Oil thermostat switch for #1976 or custom applications



Group 119 : Doghouse, Fans, Cooling systems

119

Doghouse, Fans, Cooling systems

41939



Cap alternator adjusting hole
Type-4 engines until 7/1979

021119295

01935



Inner backing plate chrome
Type-1 engines with
alternator or Ø 105mm
generator

131119259

01928



Blue transparant finned
backing plate cover
Type-1 engines with
alternator or Ø 105mm
generator

03866



Retaining springs (4 pieces)
Cooling flaps Type-1 engines,
Accelerator pedal mechanism Beetle
8.1957 until 1966 (VIN 116 851 649),
Bus until 7.1972, Type-3 until 1964
(VIN 315 048 101), Heater and fresh
air cables and rods Bus 8.1967 until
7.1979

211259283

01925



Outer backing plate chrome
Type-1 engines with
alternator or Ø 105mm
generator

113119261B

01919



Outer backing plate black
Type-1 engines with
alternator or Ø 105mm
generator

043119261 • 131119261

32225



Cylinder deflector plates (Per
Pair)
Type-1 engines for better
cooling, Type-3 engines until
7.1970 for better cooling, 8.1970
and later stock replacement, CT/
CZ engines stock replacement

113119451

04925



Backing plate kit black (3-
part)
Type-1 engines with
alternator or Ø 105mm
generator

043119261 • 131119261 •
131119471A • 131119271

Group 119 : Doghouse, Fans, Cooling systems

03914



Throttle tube hole plug
Type-1 engines 1300 and
1600cc 8.1970 and later

211119217

03912



Throttle tube grommet
Type-1 engines 1.1966 and
later

N0200921 • N200921

08000



Galvanized shroud screws
with locator point and fixed
washer (50 pieces)
Thread size: M6 x 1.00,
Length: 12mm, Screw head
Type: slotted, Material:
galvanized steel, Washer
diameter: 11.85mm

01926



Yellow transparent finned
backing plate cover
Type-1 engines with
alternator or Ø 105mm
generator

42030



Timing scale ignition
Type-4 engines

021119249E • 021119249

01094



Heater or air cleaner hose
seals (Per Pair)
Type-1 engine Heater: 1.1963
until 7.1970, Air cleaner:
Beetle and Karmann Ghia
1500 and 1600cc until 7.1970

113119585A

04094



Heater or air cleaner hose
seals (Per Pair)
Type-1 engines 8.1970 and
later

113119585B

41095



Heater hose seal left
Type-4 engines until 7.1979

021119627B

41094



Heater hose seal right
Type-4 engines until 7.1979

021119337



Group 119 : Doghouse, Fans, Cooling systems

02202



Chrome fan shroud without heating
12/1500cc, 1300cc until 7.1970

02207



Chrome doghouse fan shroud without heating
13/1600cc 8.1970 and later

02204



Chrome fan shroud with heating
12/1500cc, 1300cc until 7.1970

02206



Chrome doghouse fan shroud with heating
13/1600cc 8.1970 and later

02203



Black doghouse fan shroud without heating
13/1600cc 8.1970 and later

02219



Black fan shroud without heating
12/1500cc, 1300cc until 7.1970

02231



Black doghouse fan shroud with heating
13/1600cc 8.1970 and later

02233



Black fan shroud with heating
12/1500cc, 1300cc until 7.1970

01995



Cooling fan (316 mm)
13/1500cc until 7.1970,
1200cc 8.1966 and later

13119031

Group 119 : Doghouse, Fans, Cooling systems

01996



Cooling fan (368 mm)
1300/1600 8.1970 and later

131119031B

03933



Cool fan mounting kit
Type-1 engines

111198123

04135



Cooling flap return spring
Type-1 engines 8.1964 and later

113119279

01907



Cool air thermostat 70 °C
Type-1 engines, Type-3 engines


043119159

02170



Fan (911) mounting kit
for 260mm Porsche coolfan,
Type-1 and Type-3 engines

42170



Cooling fan (911) mounting kit
for 260mm Porsche coolfan,
Type-4 engines

02220



Air deflector plates rear side
(Per Pair)
Type-1 engines 1300, 1500
and 1600cc

131119357 • 131119358

08004



Engine assembly hardware
kit (10 mm cylinder studs)
Type-1 engine (not
25hp+30hp), Type-3 engine

02304



Chrome dress-up kit
Type-1 engines 1200 8.1966
until 7.1975, Type-1 engines
13/15/1600 until 7.1972



Group 119 : Doghouse, Fans, Cooling systems

 02236



Engine tinware behind the pulley black
Type-1 engines 1300cc
8.1969 until 7.1972, 1500cc
8.1967 and later, 1600cc until
7.1972

113119533H• 113119533K

 22222



Engine cover plate
Type-1 engines for Bus
8.1971 until 7.1979

211119523S

 41988



Oil pressure switch seal
Type-4 engines

021119957

 03216



Oil cooler tin seals (2-part)
Type-1 dual port engines

113119543• 113119519

 41885



Oil dipstick boot
Type-4 engines until 7/1979
(replace OEM), Type-1
engines (for better sealing)

021119245

 41880



Oil filler tube grommet
Type-4 engines until 7/1979

021119953

 41940



Pulley bolt self-locking
Type-4 engines


N0143261

 05260



Porsche style fan shroud for a
240 mm coolfan
Beetle, Bus with a Type-1
engine until 7.1971, Thing

 02160



Porsche style fan shroud for a
260 mm coolfan
Type-1 engines, Type-3
engines

Group 119 : Doghouse, Fans, Cooling systems

01929



Red transparent finned backing plate cover
Type-1 engines with alternator or Ø 105mm generator

03767




Rubber stops (8 mm) on several places used (Per Pair)
Beetle, Karmann Ghia, Type 3, Bus until 7.1979, Thing

08001



Stainless steel shroud screws including washers (50 pieces)
Thread size: M6 x 1.0, Length: 10mm, Material: stainless steel A2, Tensile load: 70, Wrench size: 5mm, Washer diameter: 11.70mm

41907



Thermostat cable 469 mm
Type-4 engines, CT/CZ engines (cut to 350mm)

42232



Exhaust heat shield
Type-4 engines until 7.1979

41645



Fan hub O-ring seal
Type-4 engines

021119751

021119227B• 039119227

021119125A

42230



Air intake screen
Type-4 engines

02230



Chrome air intake screen
Type-1 engines 8.1964 until 7.1970 (except 30hp engines)

02200



Chrome Ram-Air fan shroud
Type-1 engines

021119207



Group 119 : Doghouse, Fans, Cooling systems

02208



Chrome cylinder shrouds (Per Pair)
Type-1 engines 1300, 1500 and 1600cc until 7.1970

211119303B • 113119304G

02210



Chrome cylinder shrouds (Per Pair)
Type-1 carburetor engines 1300 and 1600cc 8.1970 and later

113119303J • 113119304H

02217



Chrome oil cooler tin including seals (2-part)
Type-1 dual port engines

113119431 • 113119419 • 113119543 • 113119519

01991



Fan housing plugs (Per Pair)
1.1963 and later

22228



Front engine cover plate black
Type-1 engines for Bus 8.1971 until 7.1979

211119513B • 211119515A

23228



Front engine cover plate black
Type-1 engines for Bus 8.1970 until 7.1971

211119515

23229



Front engine cover plate black
Type-1 engines for Bus 8.1967 until 7.1970

211119517D

02251



Manifold heat riser covers (Per Pair)
Type-1 engines with a single hotspot 1.1963 and later (except 30hp engines)

211119577 • 211119578

02249



Manifold heat riser insulation kit
Type-1 engines with a single hotspot 1.1963 and later (except 30hp engines)

113119597 • 113119599

Group 119 : Doghouse, Fans, Cooling systems

 02232



Heater channel (black transport paint) (3-part)
Type-1 engines 1300, 1500 and 1600cc

113119350• 043119350B• 113119352C•
043119352• 211119351C• 043119351B


 02216



Heater channel chromed (3-part)
Type-1 engines 1300, 1500 and 1600cc

113119350• 043119350B• 113119352C•
043119352• 211119351C• 043119351B

 02227



Deflector plates for 10 mm studs (Per Pair)
Type-1 1300, 1500 and 1600cc engines, Type-3 engines until 7.1970

311119317A

 02226



Deflector plates for 8 mm studs (Per Pair)
Type-1 1300 and 1600cc engines

043119317B

 02209



Black cylinder shrouds (Per Pair)
Type-1 carburetor engines 1300 and 1600cc 8.1970 and later

113119303J• 113119304H

 03808



Black cylinder shrouds (Per Pair)
Type-1 engines 1300, 1500 en 1600cc until 7.1970

211119303B• 113119304G

 03217



Black oil cooler tin including seals (2-part)
Type-1 dual port engines

113119431• 113119419•
113119543• 113119519



Group 127 : Fuel pumps, Fuel lines

127

Fuel pumps, Fuel lines

01689



Fuel pressure regulator
Maximum pressure: 0.62 bar
(9 PSI)


01543



Fuel line from chassis to pump
Type-1 engines 1200cc
(34hp) 8.1960 and later, 1300,
1500 and 1600cc until 7.1970

113127521A • 111127541A •
111127531A

03969



Fuel line from chassis to pump
Type-1 engines 1300 and
1600cc 8.1970 and later

113127521G

41542



Fuel pump
Type-4 engines

021127025A


04541



Fuel pump A-quality
Type-1 engines 8.1965 and
later, Type-3 engines

113127025G

01691



Fuel pump block-off with case breather
Type-1 (except 25hp+30hp)
engines, Type-3 engines,
CT/CZ engines, Waterboxer
engines

03691



Fuel pump block-off stainless steel
Type-1 (except 25hp+30hp
engines), Type-3, CT/CZ,
Waterboxer engines

43691



Fuel pump block-off stainless steel
Type-4 engines

Group 127 : Fuel pumps, Fuel lines

01541



Fuel pump B-quality
Type-1 engine 8.1965 until
7.1973, Type-3 engines

113127025DR

01542



Fuel pump B-quality
Type-1 engines 8.1973 and
later


113127025G

03686



Electric fuel pump A-quality
12V, 0.27 - 0.38 bar, 90 l/h

01686



Electric fuel pump B-quality
12V/0.5 - 0.6 bar 114l/h

04542



Fuel pump rebuild kit
BCD fuel pump (Paruzzi
#4541)

01659



Fuel pump rebuild kit
Type-1 engine 1200 and 1300
8.1965 until 1972, 1500 and
1600 until 7.1970, Type-3
engine 8.1965 until 1972


111198555• 311198555• 113127113• 113127141•
021127201• 311127215• 113127311• 113127313•
N124341• 113127129• 111127177• 113127131A•
111127181• 311127209

03696



Fuel pump vibration dampers
(Per Pair)
Fuel pump #1686 and #3686

03684



Fuel pump safety relay
12V

01685



Fuel pump chrome
Type-1 engine 8.1965 until
7.1973, Type-3 engines



Group 127 : Fuel pumps, Fuel lines

 01668



Fuel pump pushrod (100 mm)

Type-1 engines 8.1973 and later, CT/CZ engines, Waterboxer engines

113127307A

 01684



Fuel pump pushrod (108 mm)

Type-1 engines until 7.1973 except 25hp+30hp, Type-3 engines

113127307

 41668



Fuel pump pushrod (139.8 mm)

Type-4 engines

021127307A

 01690



Fuel pump flange

Type-1 engines (except 25hp+30hp), Type-3 engines, CT/CZ engines, Waterboxer engines

113127303

 41690




Fuel pump flange

Type-4 engines

021127303A

 03692



Fuel pump flange gaskets (Per Pair)

Type-1 engines (except 25hp+30hp), Type-3 engines, CT/CZ engines, Waterboxer engines

113127311 • 113127313

 41691



Fuel pump flange gaskets (Per Pair)
Type-4 engines

021127311A

 04056



Fuel hose and fuel line clamp (each)
Beetle fuel line on fan shroud 1300, 1500 and 1600cc all years, 1200cc 8.1965 until 1976 (D 1 371 480),
Bus fuel line on fan shroud Type-1 engines 6.1959 until 7.1979, Type-3 engines fuel hose all, Thing fuel line on fan shroud until 7.1970

311127525

 04691



Billet fuel pump block-off
Type-1 (except 25hp+30hp engines), Type-3, CT/CZ, Waterboxer engines

Group 127 : Fuel pumps, Fuel lines

03913



Engine front tin fuel line grommet
Type-1 engines 10/1952 and later

111127591

129

Carburetor, Air filter, Inlet manifold

02185



32/36 DFEV Weber carburetor
Main jet: 1.30 and 1.40, Air jet: 160 and 165, Idle jet: 50 and 60, Venturi: 26 and 27mm

02142



34 PICT-3 carburetor
Type-1 engines and replaces the Solex 34 PICT-3, 34 PICT-4

113129031K

04137



37 mm carburetor to 34 mm manifold adapter and tune-up kit
Type-1 engines

04140



37 PICT-3 carburetor
Type-1 engines

04139



39 mm carburetor to 34 mm manifold adapter and tune-up kit
Type-1 engines



Group 129 : Carburetor, Air filter, Inlet manifold

04141



39 PICT-3 carburetor
Type-1 engines

702353



Gicleur Dellorto DRLA
Dellorto DRLA

705112



Gicleur Dellorto DRLA
Solex (all models) of 26/31/36
WFS, 28 PFI, 30 PICT, 31 PICT,
34 PICT, 32/34 PDSIT, Solex 7,
Solex H40-44 H42 H44 H45 H46
HDS 2/3/4/5/6/7/8/9/10/11/12/13/14
Pav 2/3/4/5/6/7/8/9/10/11/12/13/14
Reproductions 30 PICT-3, 34
PICT-3

705301



Gicleur Dellorto
Weber IDF, IDA, EMPI HPMX,
Weber IDF, IDA, EMPI HPMX,
EPC 48, 51

705322



Gicleur Dellorto
Weber DFV, DGV, DFV, ICT,
EMPI EPC 32/36, EPC 34,
EMPI EPC 32/36, EPC 34

02811



Carburetor twist linkage
stainless steel
Weber IDF, Dellorto DRLA,
EMPI HPMX and D-series

02812



Carburetor twist linkage
stainless steel
Weber IDF and IDA, Dellorto
DRLA, EMPI HPMX, EPC 48,
EPC 51 and D-series

02815



Carburetor twist linkage
stainless steel
Weber ICT, EMPI EPC 34

02816



Carburetor twist linkage
stainless steel
Solex/Brosal H40-44 EIS, EMPI
40K

Group 129 : Carburetor, Air filter, Inlet manifold

42187



Carburetor twist linkage stainless steel
Weber IDF and IDA, Dellorto DRLA, EMPI HPMX, EPC 48, EPC 51 and D-series

42811



Carburetor twist linkage stainless steel
Weber IDF and IDA, Dellorto DRLA, EMPI HPMX, EPC 48, EPC 51 and D-series

02115



Carburetor throttle return spring
Solex 28 PICT-2, 30 PICT-1, 30 PICT-2, 30 PICT-3, 31 PICT-3, 31 PICT-4, 34 PICT-3, 34 PICT-4, Brosol H30/31 PICT (#2141), Paruzzi and Solex reproductions 34 PICT-3 (#4425 and #2142)

113129881A

42115



Carburetor throttle return spring
Solex 34 PDSIT-2, 34 PDSIT-3

021129881C

04130



Carburetor injection tube
Solex 28 PICT-1/2, Solex 30 PICT-1/2/3, Solex 31 PICT-3/4

113129323B

04132



Carburetor injection tube
Solex 34 PICT-3 /4

113129323C

02166



Carburetor adapter 30/31 pict » 1600 manifold
Type-1/Karmann Ghia all 1.6, Bus 1.6 (not CT), Thing 1.6

113129034

02122



Carburetor rebuild/gasket kit
Weber 32/36 DFEV, EMPI EPC 32/36F

02180



Carburetor rebuild/gasket kit
Solex/Brosol H40-44EIS, EMPI 40K



Group 129 : Carburetor, Air filter, Inlet manifold

02194



Carburetor rebuild/gasket kit
Weber IDF 36

02196



Carburetor rebuild/gasket kit
Weber IDF 40, IDF 44, EMPI
HPMX 40, HPMX 44

02197



Carburetor rebuild/gasket kit
Dellorto DRLA 36, DRLA 40,
EMPI D 36mm, D 40mm

04243



Carburetor rebuild/gasket kit
Weber 34 ICT, EMPI EPC 34

42146



Carburetor rebuild/gasket kit
Brosol I H32/34 PDSI-2 (left)

42147



Carburetor rebuild/gasket kit
Brosol I H32/34 PDSI-3 (right)

02106



Carburetor rebuild/gasket kit
A-quality
Solex 31 PICT-3, 31 PICT-4,
Pierburg 31 PICT-5

02116



Carburetor rebuild/gasket kit
A-quality
Solex 28 PICT, 28 PICT-1, 30
PICT-1

02117



Carburetor rebuild/gasket kit
A-quality
Solex 30 PICT-2

113129281E• 113129213• 111129201• N137781•
113129451A• 113129451B• 113129430•
113129430A• 311129409• 113129221• 055129193C

111129213C• 113129221• 113129281•
113129399• 111129409• 111129427B•
113129451A• N137761• 111129201

113129213• 113129221• 113129281B•
113129281C• 311129409• 113129451A•
N137761• 111129201

Group 129 : Carburetor, Air filter, Inlet manifold

02118



Carburetor rebuild/gasket kit
A-quality
Solex 30 PICT-3

113129213• 113129221• 1131292841D•
311129409• 113129430• 113129430A•
113129451A• N137761• 111129201


02119



Carburetor rebuild/gasket kit
A-quality
Solex 34 PICT-3

113129213A• 113129221• 113129281F•
311129409• 113129430• 113129430A•
113129451A• 113129707A• 111129201

02135



Carburetor rebuild/gasket kit
A-quality
Solex 31 PICT-4, 34 PICT-4

02130



Carburetor rebuild/gasket kit
B-quality
Solex 28 PICT-1, 28 PICT-2, 30
PICT 1, 30 PICT-2, 30 PICT-3,
31 PICT-3, 30/31 PICT, 34
PICT-3

111198569Z

42130



Carburetor rebuild/gasket kit
left
Solex 32 PDSIT-2, 34 PDSIT-2

42131



Carburetor rebuild/gasket kit
right
Solex 32 PDSIT-3, 34 PDSIT-3

04239



Carburetor kit EMPI EPC 34
1300cc, 1500cc and 1600cc
Type-1 single port engines

04240



Carburetor kit EMPI EPC 34
Type-1 dual port engines

44240



Carburetor kit EMPI EPC 34
mm
Type-4 engines



Group 129 : Carburetor, Air filter, Inlet manifold

02239




Carburetor kit Weber ICT
1300cc, 1500cc and 1600cc
Type-1 single port engines

02144




Carburetor adapter (25 mm)
for stock 28/30/31 PICT
carburetors

02168



Carburetor adapter (9 mm)
for stock 34 PICT carburetors


02133



Carburetor base gasket
Solex 26 VFI, 26 VFIS, 28 PCI,
28 PICT, 28 PICT-1, 28 PICT-2,
30 PICT-1, 30 PICT-2, 30 PICT-
3, H30/31 PICT

N137761• N0137762• N0137761

02134



Carburetor gasket
Solex 34 PICT-3, 34 PICT-4,
Bocar 34 PICT-3, Käfer 34
PICT-3, Paruzzi 34 PICT-3

113129707A

05133



Carburetor base gasket
Solex 31 PICT-3, 31 PICT-4

N137781• N0137781

02136



Carburetor base gasket (Per
Pair)
Weber IDF 40+44, Dellorto
DRLA 40+44, EMPI HPMX
40+44

05236



Carburetor base gasket (Per
Pair)
Weber IDF/IDA 48, EMPI EPC
48/51

05237




Carburetor base gasket (Per
Pair)
Solex 32 PDSIT-2/3, Brosol
H32/34 PDSI-2/3, Weber 34
ICT, EMPI EPC 34

021129795

Group 129 : Carburetor, Air filter, Inlet manifold

05238



Carburetor base gasket (Per Pair)
Weber 32/36 DFEV, DFV, EMPI
EPC 32/36F, Holley 5200

05239



Carburetor base gasket (Per Pair)
Solex/Brosol H40-44EIS

42135



Carburetor heat insulation
flange 4 mm (each)
Solex 34 PDSIT/Brosol H
32/34 PDSI, Bus Type-4
engine, Vanagon/T25 CU
engine

071129795

04237



Single EMPI HPMX 40 mm
carburetor kit
Type-1 dual port engines

04238



Single EMPI HPMX 44 mm
carburetor kit
Type-1 dual port engines

02163



Choke block-off plate
Weber IDF

02121



Choke element 12V
Weber 32/36 DFEV, EMPI EPC
32/36F

02145



Choke element 12V
Solex 28 PICT-1, Solex 28
PICT-2, Solex 30 PICT-1, Solex
30 PICT-2, Solex 30 PICT-3,
Solex 31 PICT-3, Solex 31
PICT-4, Solex 34 PICT-3

113129191G

02178




Carburetor cross-bar linkage
Weber ICT
Type-1 engines




Group 129 : Carburetor, Air filter, Inlet manifold

02189



Cross-bar linkage Weber IDF,
Dellorto DRLA
Type-1 engines, Type-3
engines

42189



Cross-bar linkage Weber IDF,
Dellorto DRLA
Type-4 engines

01035



Heat riser block-off plates
(Per Pair)
Beetle/Karmann Ghia 1.2
1.1963 and later 13/1.5 until
3.1974 1.6 until 7.1975, Bus
8.1960 and later, Type 3 1.5,
Thing

02817



Twist linkages return Spring
Inner diameter: 31mm

04248



Dual EMPI D 36 mm
carburetor kit
Type-1 engines (dual port)

04241



Dual EMPI HPMX 40 mm
carburetor kit
Type-1 engines (dual port)

44241



Dual EMPI HPMX 40 mm
carburetor kit
Type-4 engines (dual port)

04242



Dual EMPI HPMX 44 mm
carburetor kit
Type-1 engines (dual port)

04244



Dual EMPI Ultra HPMX 40
carburetor kit
Type-1 engines (dual port)

Group 129 : Carburetor, Air filter, Inlet manifold

02181



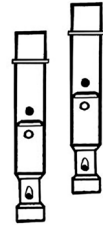
EMPI 40K carburetor kit
Type-1 dual port engines

02176



EMPI EPC 34 Carburetor
(each)
Main jet: 150, Air jet: 175, Idle
jet: 55, Emulsion tube: F6

02195



Weber IDF F11 emulsion tube
(Per Pair)
Weber IDF

43-1016-1


00914



Throttle cable sleeve
Beetle/Karmann Ghia 1200
1.1966 and later 13/15/1600
65 and later, Bus with Type-1
engine 13/15/1600 65 and
later, Thing

043129893


22189



Carburetor linkage ball stud (brass)
Type-4 engine 1700cc with engine
code CA 1972 (CA 020 001) and later,
Type-4 engine 1700cc with engine
code CE, Type-4 engine 1800cc
with engine code AP, Type-4 engine
2000cc with engine code CJ, CE and
CU

021129957

42191



Carburetor linkage pressure spring
Type-4 engine 1700cc with engine
code CA 1972 (CA 020 001) and later,
Type-4 engine 1700cc with engine
code CE, Type-4 engine 1800cc
with engine code AP, Type-4 engine
2000cc with engine code CJ, CE and
CU

021129959

04246



Linkage down rod with heim
ends (each)
replacement for EMPI 40/44
HPMX or Weber 40/44 IDF
Cross-bar linkage #2189

44246



Linkage down rod with heim
ends (each)
replacement for EMPI 40/44
HPMX or Weber 40/44 IDF
Cross-bar linkage #42189

42143



Angled air cleaner vacuum
connection (each)
Type-4 carburetor engines
until 7.1979

021129639



Group 129 : Carburetor, Air filter, Inlet manifold

42141



Angled vacuum connection inlet manifold (each)
Type-4 engine 1700cc until 7.1972 left, 8.1972 and later left and right

021129637C

02109



High Flow inlet manifold for vehicles with a single hotspot
Type-1 engines 1300cc 8.1970 and later (only together with #2107), 1600cc 8.1970 and later

42139

Geen afbeelding beschikbaar
No image available
Image non disponible



Air intake boot between manifold and air flow meter
Type-4 injection engines 8.1974 until 7.1979

022129967AC

02113



Manifold boot clamps (4 pieces)
Type-1 engines Beetle 1600cc 8.1970 and later, Karmann Ghia 1600cc 8.1970 and later, Bus 1600cc and 1300cc 8.1970 until 7.1979

N235033• N235472

05110



Inlet manifold boots (Per Pair)
Type-1 engines 1300cc 8.1970 and later, 1600cc with engine code AG until 2.1973

113129729C

02161



Manifold split boots (Per Pair)
Type-1 1600cc 8.1970 and later, Karmann Ghia 1600cc 8.1970 and later, Bus 1600cc 8.1970 and later, Thing 1600cc

06110



Inlet manifold boots red/brown (pair)
Type-1 1600cc engine 8.1970 and later (except with engine code AG until 2.1973, use #5110), CT/CZ engines

113129729B

02110



Inlet manifold boots black (pair)
Type-1 1600cc engine 8.1970 and later (except with engine code AG until 2.1973, use #5110), CT/CZ engines

113129729B

04231



Inlet gaskets (Per Pair)
Type-1 engines 1300cc, 1500cc and 1600cc until 7.1970, Type-3 single port engines 8.1962 and later

311129707• 311129707D

Group 129 : Carburetor, Air filter, Inlet manifold

02104



Manifold central Weber IDF
Dellorto DRLA aluminum
Type-1 engines (dual port)

02139



Electric manifold heater 12V
Beetle all, Karmann Ghia all,
Bus single carburetor, Type-3
single carburetor, Thing all

02108



Inlet manifold for vehicles
with single hotspot
Type-1 carburetor engines
1600cc 8.1970 and later
except cars with automatic
transmission

113129701CA

02114



Inlet manifold for vehicles
with a manual transmission
Type-1 engines 1300, 1500
and 1600cc until 7.1970

113129701K

02127



Inlet manifolds Big Beef
Weber IDF, Dellorto DRLA
(Per Pair)
Type-1 engines dual port

04179



Inlet manifolds Weber ICT
(Per Pair)
Type-1 1300-1500cc engines
single port

42179



Inlet manifolds Weber ICT
(Per Pair)
Type-4 engines

02244



Inlet manifolds Weber IDF,
Dellorto DRLA (Per Pair)
Type-1 engines dual port

42107



Inlet manifolds Weber IDF,
Dellorto DLRA (Per Pair)
Type-4 engines



Group 129 : Carburetor, Air filter, Inlet manifold

02241



Inlet manifold Weber IDF,
Dellorto DRLA 40 mm (Per
Pair)
Type-1 engines dual port

42134



Insulation flange gaskets (4
pieces)
Type-4 engines with injection

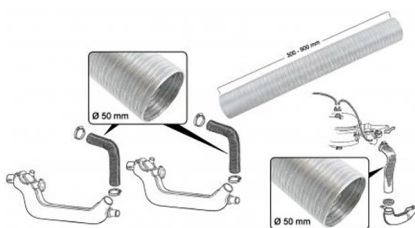
02143



Cable connector
Throttle cable Type-1 engines 25hp, 30hp,
1200cc, 1500 and 1600cc all, 1300cc with
engine code E 1965 (E 0 002 921) and
later and with engine code F 1965 (F 0
429 814) and later, Type-3 engines until
7.1965, Cool air flap rod Type-3 1963
(engine code 255 340) and later

**111129921 • N102052 •
N0102052**

01095



Heater/air cleaner hose
aluminum Ø50 x 300-900
mm
Heater Type-1 engine 1.1963
and later, Air cleaner Beetle
1967 and later

01097



Heaterhose or aircleanerhose
cardboard Ø 50 x 1080 mm
Heater Type-1 engines 1.1963
and later, Air cleaner Beetle
1967 and later

028129087A

04197



Chrome velocity stacks
(height 100 mm) (Per Pair)
Weber IDF, Dellorto DRLA,
EMPI HPMX

04198



Chrome velocity stacks
(height 152 mm) (Per Pair)
Weber IDF, Dellorto DRLA,
EMPI HPMX

02198



Chrome velocity stacks
(height 55 mm) (Per Pair)
Weber IDF, Dellorto DRLA,
EMPI HPMX

22147



Air cleaner intake tube
Type-1 engines 1500 and
1600cc for Karmann Ghia
8.1967 and later, Bus 8.1967
and later, Thing all

211129615E

Group 129 : Carburetor, Air filter, Inlet manifold

 02159



Air cleaner breather fitting
plastic 90° (each)
Air cleaner #2157
replacement

 04150



Air cleaner breather fitting
stainless steel 45° (each)
RVS ``Classic Style`` air
cleaner #4148

 04149




Air cleaner breather fitting
stainless steel 90° (each)
RVS ``Classic Style`` air
cleaner #4148

 04151



Air cleaner breather fitting
stainless steel straight (each)
RVS ``Classic Style`` air
cleaner #4148

 42149



Air filter
Type-1 8.1974 and later,
Type-4 8.1972 and later, CT/
CZ, Waterboxer engines until
7.1985 (1900cc DF all years)

 02148



Air cleaner perforated
chrome Ø140 mm, height 65
mm (each)
Solex stock carburetors
(51mm neck)

021129620

 02150



Chrome mini air cleaner
Ø100 mm height 60 mm
(each)
Solex stock carburetors
(51mm neck)

 05230



Air cleaner base gaskets (Per
Pair)
Weber IDF, EMPI HPMX

 05231



Air cleaner base gaskets (Per
Pair)
Weber DFV, DFEV, DFAV, EMPI
EPC 32/36F



Group 129 : Carburetor, Air filter, Inlet manifold

05232



Air cleaner base gaskets (Per Pair)
Solex/Brosol H40/44EIS

02182



Air cleaners with a chromed top side (Per Pair)
Solex/Brosol H40-44EIS, EMPI 40K

702340



Gidle Air Filter
Dellorto DRLA

705401



Gidle Air Injection
Weber IDF, IDA, EMPI HPMX, EPC 48/51

705426



Gidle Air Injection
Weber DFEV, DFV, DGV, ICT, EMPI EPC 32/36F, EPC 34

01012



Brass nuts (8 pieces)
Thread size: M8 X 1.25,
Wrench size: 11mm

02112



By-pass air cut-off valve
Solex 30 PICT-3, Solex 31 PICT-3, Solex 31 PICT-4, Solex 34 PICT-3, Solex 34 PICT-4, Solex 34 PICT-5, Solex 34 PDSIT-2, Solex 34 PDSIT-3

113129412A • 113129412 • 049129412C

22146



Breather hose case breather to air cleaner
Bus with Type-1 engine
8.1974 until 7.1979

211129651B • 211129651C

03975



Breather hose with a textile outside per meter
Inner diameter: 12mm, Outer diameter: 17mm, Working pressure: 7 bar, Bursting pressure: 30 bar

N0202903 • N203741 • N0203741

Group 129 : Carburetor, Air filter, Inlet manifold

02154



Oval cotton air cleaner element (each)
Height: 89mm, Width: 114mm, Length: 178mm, Fits air cleaner: #4147, #4148 and #4159

02151



Paper air filter element (each)
Height: 52mm, Diameter: 99mm, Fits air cleaner: #2150

02146



POD-Style air cleaner (each)
Solex stock carburetors, Weber ICT, EMPI EPC 34

04162



Pre-filter for oval air cleaners (each)
aircleaner size 176/182 x 115 /119 x 88.1996mm

04161



Pre-filter for rectangular air cleaners (each)
aircleaner size 172 x 115 x 66mm

02156



Rectangular cotton air cleaner element (each)
Height: 64mm, Width: 114mm, Length: 171mm, Fits air cleaner: #2157 and #2158

02103



Progressive carburetor manifold kit
Type-1 dual port engines with Weber DFEV, Weber DFA, EMPI EPC 32/36F, Holley 5200 Series

04128



Progressive carburation kit EMPI EPC 32/36
Type-1 dual port engines

42122



Progressive carburetor kit EMPI EPC 32/36
Type-4 engines



Group 129 : Carburetor, Air filter, Inlet manifold

02120



Progressive carburetor kit
Weber DFEV 32/36
Type-1 dual port engines

42121



Progressive carburetor kit
Weber DFEV 32/36
Type-4 engines

02183



Round cotton air cleaner
element (each)
Height: 89mm, Diameter:
152mm, Fits air cleaner:
#2182

04148



Stainless steel Classic style air
cleaner with breather hole
(each)
Weber IDF, Dellorto DRLA,
EMPI HPMX and D-series

04147



Stainless steel Classic style
air cleaner without breather
hole (each)
Weber IDF, Dellorto DRLA,
EMPI HPMX and D-series

04143



Stainless steel fire retardant
air filter element (each)
Height: 85mm, Width:
120mm, Length: 178mm, Fits
air cleaner: #4147, #4148 and
#4159

02147



Foam air cleaner element
Height: 50mm, Diameter:
135mm, Fits air cleaner:
#2148, #2152 and #5121

42144



Solex/Brosal H32/34 PDSI 2
carburetor left
Type-3 1600cc engines and
replaces the Solex 32 PDSIT-2,
Type-4 engines and replaces
the Solex 34 PDSIT-2, 32-34
PDSIT-2

42145



Solex/Brosal H32/34 PDSI 3
carburetor right
Type-3 1600cc engines and
replaces the Solex 32 PDSIT-3,
Type-4 engines and replaces
the Solex 34 PDSIT-3, 32-34
PDSIT-3

Group 129 : Carburetor, Air filter, Inlet manifold

01057



Manifold pre-heat gaskets
(Per Pair)
Type-1 engine 8.1964 until
7.1970 right, Type-1 engine
8.1970 and later left/right,
Type-3 engine right, CT/CZ

113251263C• 113251263

42133



Stock inlet gaskets (4 pieces)
Type-4 engines 1700cc with
engine code CE or CA, 2000cc
with engine code CJ or CU

021129707D

02132



Stock inlet gaskets (Per Pair)
Type-1 engines 1300cc and
1600cc 8.1970 and later,
Type-3 dual port engines, CT/
CZ engines

113129717A

02179



Stock inlet manifolds Weber
ICT/EMPI EPC 34 (Per Pair)
Type-1 engines dual port

02107



Stock style inlet manifold end
ports kit
Type-1 engines 1300 and
1600cc 8.1970 and later,
(modify for automatic
transmission or power brakes)

113129709G• 113129710D• 113129729B•
111501159B• 113129717A• N0245077

02111



Idling cut-off valve
Solex 28 PICT-2, Solex 30
PICT-1, Solex 30 PICT-2, Solex
34 PDSIT-2, Solex 34 PDSIT-3

111129413B• 058129413D

42129



Idling cut-off valve sealing
ring (each)
Solex 34 PDSIT-2, Solex 34
PDSIT-3

036129430

702306



Stock inlet gasket
Weber IDF, DCNF, EMPI HPMX

702332



Stock inlet gasket
Weber IDA, EMPI EPC 48/51



Group 129 : Carburetor, Air filter, Inlet manifold

705045



Stadler carburetor

Solex 330 PICT 33, 331 PICT 33,
3 B PICT 34, 3 B PICT 34, 3 B PICT 34,
3 B PICT 34, Solex 330 PICT 33, 331 PICT 33,
H32/34 PDSI 2, H32/34
PDSI 3, H30/31 PICT, Bocar
34 PICT-3, Paruzzi 34 PICT-3,
Reproductions 34 PICT 33

705343



Stadler carburetor

Weber DFEV, DGV, DFV, EMPI
EPC 32/36F

705549



Stadler carburetor

Weber ICT, EMPI EPC 34

42132



Heavy duty inlet gaskets (Per
Pair)
Type-4 engines with
carburetors

02153



Super low air cleaner for the
stock Solex carburetor
Diameter: 162mm, Height:
57mm, Carburetor neck size:
51mm, Cranckcase breather
connection: 13mm

02184




Universal carburetor twist
linkage
Type-1 engines with a stock
fan shroud

42142



Inlet manifold vacuum line
connection (each)
Type-4 engine 1800/2000cc
until 7.1979 left and right,
Type-4 engine 2000cc 8.1979
and later right

02018



Vacuum hose with a textile
outside per meter
Inner diameter: 3.5mm, Outer
diameter: 7.5mm, Working
pressure: 7 bar, Bursting
pressure: 30 bar

00990



Vacuum, water or breather
hose T-piece
Maximum hose inner
diameter: 5mm, Material:
Plastic

021129637F

N203531 • N0203535 • N0202911

Group 129 : Carburetor, Air filter, Inlet manifold

00991



Vacuum, water or breather hose T-piece
Maximum hose inner diameter: 7mm, Material: Plastic

02801



Venturi \varnothing 28 mm (Per Pair)
Weber 40 IDF

02802



Venturi \varnothing 30 mm (Per Pair)
Weber 40 IDF

02803



Venturi \varnothing 32 mm (Per Pair)
Weber 40 IDF

02152



Chrome louvered air cleaner
Type-1 engines with a stock carburetor

02155



Chromed oval air cleaner (each)
Weber DCNF

04159



Chromed oval air cleaner (each)
Weber IDF, Dellorto DRLA, EMPI HPMX and D-series

02157



Chromed rectangular air cleaner (each)
Weber DFV, DFAV and DFEV

02158



Chromed rectangular air cleaner (each)
Weber IDF, Dellorto DRLA, EMPI HPMX and D-series



Group 129 : Carburetor, Air filter, Inlet manifold

32157



Chromed rectangular air cleaner (each)
Weber IDF, Dellorto DRLA, EMPI HPMX and D-series

32158



Chromed round air cleaner (each)
Weber ICT, EMPI EPC 34

02105



Chromed inlet manifold end ports kit
Type-1 engines 1300 and 1600cc 8.1970 and later

22149



Reducer from 4 to 11.4 mm
Beetle Mexican 1600cc engine 1978 (VIN 118 2034 064) until 1981 (VIN 11-B-118 758), Bus Type-1 engine 8.1971 until 7.1979, Type-4 engine 1700cc, Vanagon/T25 except Syncro Waterboxer engines 1900cc with engine code DH and GW, Waterboxer engines 2100cc with engine code MV and SR

055129638

02131



Heavy Duty inlet gaskets (Per Pair)
Type-1 engines 1300 and 1600cc 8.1970 and later, Type-3 dual port engines, CT/CZ engines

04103



Replacement hotspot tubes
Paruzzi #2103, EMPI 00-3232-7

02199



Float for Brosol/Solex
Solex H40/44 EIS

02102



Float needle valve 1.2 mm
Solex 26 VFI, 28 PCI, 32 PDSIT-2, 32 PDSIT-3, 34 PDSIT-2, 34 PSDIT-3

02167



Float needle valve 1.5 mm
Solex 26 VFIS, 28 PCI, 28 PICT, 28 PICT-1, 28 PICT-2, 30 PICT-1, 30 PICT-2, 30 PICT-3, 31 PICT-3, 31 PICT-4, 34 PICT-3, 34 PICT-4, 34 PICT-5, 32 PHN-1, 32 PHN-2

111129201A • 341129201

111129201 • 036129201


Group 129 : Carburetor, Air filter, Inlet manifold

02175



Weber 34 ICT carburetor
(each)
Main jet: 135, Air jet: 160, Idle
jet: 55, Emulsion tube: F78

02190



Weber IDF 40 carburetor
(each)

02191



Weber IDF 44 carburetor
(each)

05121



Black louvered air cleaner
Type-1 engines with a stock
carburetor

03095



Vacuum or breather hose
T-piece
Maximum hose inner
diameter: 4mm, Material:
Plastic

113201943B

02018



Vacuum hose with a textile
outside per meter
Inner diameter: 3.5mm, Outer
diameter: 7.5mm, Working
pressure: 7 bar, Bursting
pressure: 30 bar

N203531 • N0203535 • N0202911

131

Exhaust Gas Recirculation system



Group 133 : Injection system

133

Injection system

01585



Fuel filter for injection engines
Type-1 engines until 1.1980,
Type-3 engines, Type-4 engines
8.1974 and later, Waterboxer
engines with engine code DH,
hose connections: Ø 8 and Ø
12mm

133133511

03750



Inner injector seals (4 pieces)
Type-1 engines with injection
until 1.1980, Type-3 engines
with injection, Type-4 engines
with injection, Waterboxer
engines with injection

311133261A

03751



Outer injector seals (4 pieces)
Type-1 engines with injection
until 1.1980, Type-3 engines
with injection, Type-4 engines
with injection, Waterboxer
engines with injection

311133263

02171



Electric fuel pump for
injection engines
Type-1 engines until 1.1980,
Type-4 engines, Waterboxer
engines

251906091 • 043906091

42116



Fuel injection throttle return
spring
Type-4 engines, Waterboxer
engines

022129881G

03489



Breather- fuel hose and ignition wire clips
(Per Pair)
Beetle and Karmann Ghia until 7.1967
fuel tank breather hose, Bus 8.1971 until
7.1976 fuel tank hose, 8.1974 until 7.1977
L-jetronic fuel hose, 8.1973 until 7.1979
gas heater fuel hose, 8.1967 until 7.1979
spark plug wires Type-4 engine, Type 3
spark plug wires

111201261 • 211201249A

21266



Connector deceleration valve
to central plenum B-quality
Type-4 engine GD 011 000
and later and GE and CV all
years

022133083D

01988



Connector protective cap Ø
10.5 mm (each)
various applications for
Beetle, Karmann Ghia, Bus

211906101

Group 133 : Injection system

42140



Vacuum connection on Aux air valve
Type-4 injection engines

022129637


03095



Vacuum or breather hose T-piece
Maximum hose inner diameter: 4mm, Material: Plastic

113201943B

02018



Vacuum hose with a textile outside per meter
Inner diameter: 3.5mm, Outer diameter: 7.5mm, Working pressure: 7 bar, Bursting pressure: 30 bar

N203531 • N0203535 • N0202911

141

Clutch manual and saxomat

01524



Bronze clutch operating shaft bushing kit Ø 16 mm
Beetle 8.1960 until 1971 (VIN 112 2070 812) and 1.1986 and later, Karmann Ghia 8.1960 until 1971 (VIN 142 2070 812), Bus 6.1959 until 7.1975, Type 3 until 8.1971, Thing until 7.1971

113141723 • N124201 • 113141717A •

01525



Bronze clutch operating shaft bushing kit Ø 20 mm
Beetle 1971 (VIN 112 2070 813) until 12.1985, Karmann Ghia 1971 (VIN 142 2070 813), Bus 8.1975 and later (the spring is not useable), Type 3 9.1971 and later, Thing 8.1971 and later

N124201 • 113141723

01519



Throw-out super clips (Per Pair)
13/1500 until 7.1970, 1200 until 3.1972, Bus 3.1950 until 7.1970

01522



Clutch release bearing sleeve
Beetle 1300-1302-1303 8.1970 and later, Beetle 1200 1972 (112 2670 583) and later, Karmann Ghia 8.1970 and later, Bus 8.1970 and later, Type 3 8.1970 and later, Thing 8.1971 and later

113141181A • 016141181

01505



Feramic clutch disc 200 mm
Type-1 engines, Type-3 engines



Group 141 : Clutch manual and saxomat

21550



Pressure plate 215 mm
Type-1 engines 1600 AS, AF 1975 (VIN 216 2118 506) and later, Type-4 engines 1800 AW, AP 1974 (VIN 214 2125 001) until 7.1974, CT/CZ engines, Waterboxer engines 1900 until 1983 (DF until 027930, DG until 017790, DH until 002 308)

043141025A• 043141025AX

41551



Clutch pressure plate 228 mm
Type-4 engine 1800 ED, Type-4 engine 2000, Waterboxer engines 1900 1983 and later (DF 027931 and later, DG 017791 and later, DH 002 309 and later), Waterboxer engines 1900 GW, SP, Waterboxer engines 2100

029141025B• 029141025BX

26519



Clutch pressure plate mounting bolts (6 pieces)
Bus with Type-1 engine 1976 (VIN 216 2137 725) and later, with Type-4 engine 1974 (VIN 214 2125 001) until 7.1975, with CT/CZ engine

022141197C

01520



Clutch release bearing
Beetle 1300, 1500 until 7.1970, Beetle 1200 until 1972 (VIN 112 2670 582), Karmann Ghia until 7.1970, Bus until 7.1970, Type 3 until 7.1970, Thing until 7.1971

111141165A• 111141167C

01521



Clutch release bearing
Beetle 1300, 1302, 1303 8.1970 and later, Beetle 1200 1972 (VIN 112 2670 583) and later, Karmann Ghia 8.1970 and later, Bus 8.1970 and later, Type 3 8.1970 and later, Thing 8.1971 and later

113141165B• 091141165D• 088141165A

01533



Clutch operating shaft return spring
Beetle export models 8.1960 until 1964 (VIN 115 245 529), all models 1964 (VIN 115 247 529) until 1971 (VIN 112 2070 812), Karmann Ghia 8.1960 until 1971 (VIN 142 2070 812), Bus 6.1959 until 7.1975, Type 3 until 1971 (VIN 312 2016 037), Thing until 7.1971

113141723

04530



Clutch operating shaft return spring collar
Beetle until 1971 (VIN 112 2070 812), Karmann Ghia until 1971 (VIN 142 2070 812), Bus until 7.1975, Type 3 until 1971 (VIN 312 2016 037), Thing until 7.1971

111141727

01501



Clutch disc 200 mm
Type-1 engine 1200cc 1980 (D 1 455 272) and later, Type-1 engine 1500cc, Type-1 engine 1600cc (Bus until 1975 VIN 216 2118 505), Type-3 engines 8.1962 and later

311141031D• 043141031MX• BAA141031A• 043141031S

41549



Clutch disc 215 mm
Type-1 engines 1600 AS, AF 1975 (VIN 216 2118 506) and later, Type-4 engines 1800 AW, AP 1974 (VIN 214 2125 001) until 7.1974, CT/CZ engines, Waterboxer engines 1900 until 1983 (DF until 027930, DG until 017790, DH until 002 308)

025141031HX

Group 141 : Clutch manual and saxomat

41550



Clutch disc 228 mm
Type-4 engine 1800 ED, Type-4 engine 2000, Waterboxer engines 1900 1983 and later (DF 027931 and later, DG 017791 and later, DH 002 309 and later), Waterboxer engines 1900 GW, SP, Waterboxer engines 2100

025141031D

01510



Clutch kit 200 mm
Beetle 1200cc 1980 (engine code D 1 455 271) and later, 1600cc 8.1970 and later, Karmann Ghia 1600cc 8.1970 and later, Bus with Type-1 engine 8.1970 until 1975 (VIN 216 2118 505), Type 3 8.1970 and later, Thing 8.1970 and later

311198141AX • 311198141AV

01514



Clutch kit 200 mm
Type-1 engines 1500 and 1600cc until 7.1970, Type-3 engines 8.1962 until 7.1970

211141025B

21545



Clutch kit 215 mm
Type-1 engines 1600 AS, AF Bus 1975 (VIN 216 2118 506) and later, Type-4 engines 1800 AW, AP 1974 (VIN 214 2125 001) until 7.1974, CT/CZ engines, Waterboxer engines 1900 until 1983 (DF until 027930, DG until 017790, DH until 002 308)

043198141AX

41548



Clutch kit 228 mm
Type-4 engine 1800 ED, Type-4 engine 2000, Waterboxer engines 1900 1983 and later (DF 027931 and later, DG 017791 and later, DH 002 309 and later), Waterboxer engines 1900 GW, SP, Waterboxer engines 2100

029198141AX

01550



Clutch operating lever (16 mm)
Beetle 1965 until 1971, Karmann Ghia 1965 until 1971, Bus 1965 until 7.1975, Type 3 1965 until 1971, Thing until 7.1971

131141719

01554



Clutch operating lever (20 mm)
Beetle 74 until 12.1985, Karmann Ghia 74 and later, Bus 8.1975 until 7.1979, Vanagon/T25 (CT/CZ), Type 3 71 and later square, Thing 74 and later

111141719F • 361141719

01527



Stock clutch operating shaft fitting kit (Ø 16 mm)
Beetle 8.1960 until 1971 (VIN 112 2070 812) and 1.1986 and later, Karmann Ghia 8.1960 until 1971 (VIN 142 2070 812), Bus 6.1959 until 7.1975, Type 3 until 8.1971, Thing until 7.1971

113141723 • N124201 • N0124201 • 113141717A • 113141271A • 113141707A

21528



Clutch operating shaft Ø 16 mm
Bus 8.1967 until 7.1970

002141701



Group 141 : Clutch manual and saxomat

 21529



Clutch operating shaft Ø 16 mm
Bus 8.1970 until 7.1975

002141701A

 21530



Clutch operating shaft Ø 20 mm
Bus 8.1975 and later
(including T25)


091141701

 01515



Kush-lok clutch disc
Type-1 engines, Type-3 engines

 01507



Stock clutch pressure plate 200 mm
Type-1 engine 1200 (D 1 455 271)
and later, Type-1 engine 1600
(Beetle, Karmann Ghia, 181), Type-1
engine 1600 (Bus until 1975 VIN
216 2118 505), Type-3 engines
8.1970 and later

311141025CX • BAA141025 •
043141025B

 01508



Stock clutch pressure plate
200 mm
Type-1 engines 1500, 1600
until 7.1970, Type-3 engines
8.1962 until 7.1970

311141025EX

 01516



Heavy duty clutch pressure
plate
Diameter: 200mm, Pressure:
771 kg (1700 lb)

 01517



Heavy duty clutch pressure
plate
Diameter: 200mm, Pressure:
952 kg (2100 lb)

 01518



Heavy duty clutch pressure
plate
Diameter: 200mm, Pressure:
1179 kg (2600 lb)

 06519



Heavy duty clutch pressure
plate mounting kit
Beetle, Karmann Ghia, Bus
with Type-1 engine until 1976
(VIN 296 2137 724), Bus with
Type-4 engine 8.1973 until
1974 (VIN 294 2125 000) and
8.1975 and later, Type 3, Thing

Group 143 : Engine gaskets kits

143

Engine gaskets kits

04773



Engine gasket kit
Type-1 engine 1300cc AB 1973 (AB 0 870 513) and later, Type-1 engine 1300cc AC 1973 (AC 0 007 801) and later, Type-1 engine 1300cc with motorcode AR, Type-1 engine 1600cc AF and AS 8.1975 and later

111198007A • 113251263A

41775



Engine gasket kit
Type-4 engine 1700cc

021198009D

41776



Engine gasket kit
Type-4 engine 1800cc, Type-4 engine 2000cc engine code GD, Type-4 engine 2000cc engine code CJ and GE until 7.1978

029198009A

41777



Engine gasket kit
Type-4 engine 2000cc engine code CJ, GE 8.1978 and later, Type-4 engine 2000cc engine code CU, CV

04772



Engine gasket kit A-quality
Type-1 engine 1300cc E, F, Type-1 engine 1300cc AB until 1973 (AB 0 870 512), Type-1 engine 1300cc AC until 1973 (AC 0 007 800), Type-1 engine 1500cc, Type-1 engine 1600cc B, AH, AE, AD and AG, Type-1 engine 1600cc AF, AS until 7.1975, Type-3 engine with carburetor

111198007A

01772



Engine gasket kit B-quality
Type-1 engine 1300cc E, F, Type-1 engine 1300cc AB until 1973 (AB 0 870 512), Type-1 engine 1300cc AC until 1973 (AC 0 007 800), Type-1 engine 1500cc, Type-1 engine 1600cc B, AH, AE, AD and AG, Type-1 engine 1600cc AF, AS until 7.1975, Type-3 engine with carburetor

111198007AF




Group 199 : Engine fasteners

199

Engine fasteners

 21698



Engine case adapter
Type-1 engine in Bus or
Vanagon/T25

 01553



Engine mounting bolts upsides (Per
Pair)
Beetle with a manual transmission 8.1966
and later, Karmann Ghia with a manual
transmission 1965 (VIN 146 350 066) and
later, Bus with Type-1 engine and a manual
transmission 8.1966 until 7.1975, Type-3
with a manual transmission 8.1966 and
later, Thing

11199101• N104701•
N104702• N0104707

 21488



Engine cross member mount
(each)
Bus with Type-1 engine
8.1967 until 7.1971

211199231A

 21489



Engine cross member mount
(each)
Bus with Type-1 engine
8.1971 and later

211199231B

 21490



Engine cross member mount
(each)
Bus with Type-4 engine until
7.1979

021199231C

 31481



Engine mount flange bolts with
serration (4 pieces)
Bus with Type-4 engine 8.1967
until 7.1979, Type-3 with automatic
transmission 1967 (VIN 318
015 226) and later, with manual
transmission 8.1968 and later

N0143291• N143291

 21481



Engine mounting brackets (4
pieces)
Bus with Type-1 engine
8.1971 and later

211199353C



Fuel, Exhaust, Heater

Group 2



Group 201 : Fuel tanks

201 Fuel tanks

01695



Fuel filter for carburetor engines universal use for Ø 5.0 until Ø 8.0mm hose, Beetle VW 1200 1975 (VIN 116 2128 099) until 12.1985, 1303 1973 (VIN 133 2802 561) and later, Bus 1975 (VIN 215 2145 352) and later, Thing only for the gas heater

251201511G

04695



Fuel filter for carburetor engines High flow Length: 55mm, Diameter: 25mm, Hose barb size: 6.35mm

01692



Fuel filter for carburetor engines chrome Ø 8.1 - Ø 9.5mm (3/8 inch) hose

01693



Fuel filter for carburetor engines chrome Ø 6.5 - Ø 8.0mm (5/16 inch) hose

01694



Fuel filter for carburetor engines chrome Ø 5.0 - Ø 6.4mm (1/4 inch) hose

23493



Fuel tank Bus 1973 (213 2138 901) until 7.1979

211201075L

23494



Fuel tank Bus 8.1971 until 1973 (VIN 293 2138 900)

211201075H

23495



Fuel tank Bus 8.1967 until 7.1971

211201075D

Group 201 : Fuel tanks

00496



Fuel tank 40 liter polished stainless steel
ø: 25.4 cm, Length: 84 cm

00482



Fuel tank connection kit 6 mm (including filter)
Beetle export models, VW 1200, VW 1300 and VW 1500 8.1961 and later, convertible 8.1961 until 7.1970, Karmann Ghia 8.1961 and later, Bus 8.1961 until 1975 (VIN 295 2147 352), Type 3 all models and years, Thing all models and years

113201221A• 311201231A•
311201235• 111209147A

20514



Fuel tank protection fibre pads (10 pieces)
Bus 4.1955 until 7.1979

211201555

04482



Fuel tank connection extra wide (8 mm)
Beetle 8.1961 and later (except 1302 and 1303), Karmann Ghia 8.1961 and later, Bus 8.1961 until 1975 (VIN 215 2147 352), Type 3, Thing

23937



Fuel filler neck hose 180 x 58 mm
Bus 8.1967 until 7.1971

211201125


20491



Fuel filler neck hose 420 x 57 mm
Bus 8.1971 until 7.1979

211201125D

00980



Fuel hose with a textile outside per meter
Inner diameter: 5.0mm, Outer diameter: 9.5mm, Working pressure: 7 bar, Bursting pressure: 30 bar

N203551• N90099601•
N0203551


00981



Fuel hose textile braided per meter
Inner diameter: 8.00 (max. 8.50mm), Outer diameter: 13.70 (max. 14.20mm), Working pressure: 7.5 bar, Bursting pressure: 30 bar

N90170001• N0201302

00976



Copper fuel line
Beetle 8.1955 and later, Karmann Ghia, Bus Pickup and Double Cab 8.1967 until 7.1979, Type 3 until 7.1967, Thing

113209211A• 111209211B



Group 201 : Fuel tanks

03489



Breather- fuel hose and ignition wire clips
(Per Pair)

Beetle and Karmann Ghia until 7.1967
fuel tank breather hose, Bus 8.1971 until
7.1976 fuel tank hose, 8.1974 until 7.1977
L-jetronic fuel hose, 8.1973 until 7.1979
gas heater fuel hose, 8.1967 until 7.1979
spark plug wires Type-4 engine, Type 3
spark plug wires

111201261• 211201249A

20469



Fuel breather T-piece
Bus 8.1970 until 7.1977

211201405

23948



Fuel cap gasket (composite
paper) Ø 50 x 68 mm
Bus 8.1967 until 7.1971, Thing

211201557C

03948



Fuel cap gasket (cork) Ø 48 x
70 mm

Beetle 8.1960 until 7.1967,
Karmann Ghia 8.1960 until
7.1967, Bus 8.1967 until
7.1971, Type 3 until 7.1967

211201557E

20496



Fuel filler cap retainer ring
Bus 8.1973 until 7.1979

211201131D

00490



Fuel cap lockable
Beetle 8.1967 until 12.1971,
Karmann Ghia 8.1967 until
1971 (VIN 142 2139 975), Bus
8.1971 until 7.1973, Type 3
8.1967 until 12.1971

867201551

20495



Fuel cap lockable
Bus 8.1973 until 7.1979

211201551R

20498



Fuel cap lockable
Bus 8.1967 until 7.1971, Thing

211201551C

00948




Fuel cap without lock
Beetle 8.1960 until 7.1967,
Karmann Ghia 8.1960 until
7.1967, Bus 8.1967 until
7.1971, Type 3 until 7.1967,
Thing

343201551• 111201551B

Group 201 : Fuel tanks

00949



Fuel cap without lock
Beetle 8.1967 until 12.1971,
Karmann Ghia 8.1967 until
1971 (VIN 142 2139 975), Bus
8.1971 until 7.1973, Type 3
8.1967 until 12.1971

113201551A • 803201551C

23492



Fuel filler neck rubber
Bus 8.1973 until 7.1979 (not
Pickup)

211201119

22149



Reducer from 4 to 11.4 mm
Beetle Mexican 1600cc engine 1978 (VIN
118 2034 064) until 1981 (VIN 11-B-118
758), Bus Type-1 engine 8.1971 until
7.1979, Type-4 engine 1700cc, Vanagon/
T25 except Syncro Waterboxer engines
1900cc with engine code DH and GW,
Waterboxer engines 2100cc with engine
code MV and SR

055129638

209

Fuel tap,
Connections, Fuel
hose

04483



Fuel filter
Beetle 1200/1300/1500,
Karmann Ghia, Bus until
10.1975, Type 3, Thing

111209147B

00497




Fuel shut-off for aluminum
tank
1/4 NPT, for #0496 or
universal use (Ø 5.0mm - Ø
6.4mm)

00984




Stainless steel braided fuel
hose per meter
inner Ø 9.5mm outer Ø
15mm

00985



Stainless steel braided fuel
hose per meter
inner Ø 6.4mm outer Ø
12mm

00980



Fuel hose with a textile
outside per meter
Inner diameter: 5.0mm, Outer
diameter: 9.5mm, Working
pressure: 7 bar, Bursting
pressure: 30 bar

N203551 • N90099601 •
N0203551



Group 209 : Fuel tap, Connections, Fuel hose

01149



Fuel hose with a textile outside per meter
Inner diameter: 7mm, Outer diameter: 12mm, Working pressure: 7 bar, Bursting pressure: 30 bar

N203571

06980



Fuel hose with a textile outside per meter
Inner diameter: 9mm, Outer diameter: 15mm, Working pressure: 7 bar, Bursting pressure: 30 bar

03990



Fuel hose connection T-style (brass)
ø 5.0mm - ø 6.4mm

03991



Fuel hose connection T-style (brass)
ø 7.0mm - ø 8.0mm

00981



Fuel hose textile braided per meter
Inner diameter: 8.00 (max. 8.50mm), Outer diameter: 13.70 (max. 14.20mm), Working pressure: 7.5 bar, Bursting pressure: 30 bar

01152



Fuel hose textile braided per meter
Inner diameter: 6.00 (max. 6.50mm), Outer diameter: 11.70 (max. 12.20mm), Working pressure: 7.5 bar, Bursting pressure: 30 bar

N90170001 • N0201302

N10120701

04152



Fuel hose textile braided per meter
Inner diameter: 4.10 (max. 4.60mm), Outer diameter: 9.15 (max. 9.65mm), Working pressure: 7.5 bar, Bursting pressure: 30 bar

N10196502

04981



Fuel hose textile braided per meter
Inner diameter: 4.90 (max. 5.40mm), Outer diameter: 10.40 (max. 10.70mm), Working pressure: 7.5 bar, Bursting pressure: 30 bar

06245



Fuel hose textile braided per meter
Inner diameter: 10.00 (max. 10.6mm), Outer diameter: 16.25 (max. 17.80mm), Working pressure: 7.5 bar, Bursting pressure: 30 bar

Group 209 : Fuel tap, Connections, Fuel hose

00970



Heavy Duty hose clamps
anodized red (Per Pair)
Maximum hose outer size
12.7mm

03973



Brass hose barb male
threaded (Per Pair)
Thread size: 1/8 inch NPT,
Hose barb size: 6.35mm

03974



Brass hose barb male
threaded (Per Pair)
Thread size: 1/8 inch NPT,
Hose barb size: 7.94mm

01153



Hose connector reducer from
6 to 8 mm

00990



Vacuum, water or breather
hose T-piece
Maximum hose inner
diameter: 5mm, Material:
Plastic

00991



Vacuum, water or breather
hose T-piece
Maximum hose inner
diameter: 7mm, Material:
Plastic

251

Exhaust systems, Catalyst

01018



California muffler
Beetle/Karmann Ghia/Bus/
Thing for: #1013 #1014 #3270

01033



Baffle for stinger #1039



Group 251 : Exhaust systems, Catalyst

01035



Heat riser block-off plates
(Per Pair)

Beetle/Karmann Ghia 1.2
1.1963 and later 13/1.5 until
3.1974 1.6 until 7.1975, Bus
8.1960 and later, Type 3 1.5,
Thing

21009



Dual quiet pack muffler
(black transport paint)
Bus

23242



Extreme lowered Bus exhaust
stainless Steel
Type-1 engine for Bus 8.1967
and later

01039



Polished stainless steel
stinger
Quiet Baja header #1043

41076



Heat exchanger on exhaust
muffler gaskets (Per Pair)
Type-4 engines with carburetor,
Waterboxer engines 1900cc with
engine code DG until 12.1985,
1900cc with engine code DF, EY
or GW

01002



Heater box J-tubes (black
transport paint) (Per Pair)
Type-1 engine 1.1963 and
later (except 30hp and AJ
injection engines)

025251261 • 021251261

01028



Heater box J-tubes chrome
(Per Pair)
Type-1 engine 1.1963 and
later (except 30hp and AJ
injection engines)

01019



Copper exhaust gaskets for
38 mm tubing (4 pieces)
Type-1 engines, Type-3
engines, CT/CZ engines,
Waterboxer engines

01036



Copper exhaust gaskets for
(41 mm) 1 5/8 inch tubing (4
pieces)
Type-1 engines, Type-3
engines, CT/CZ engines,
Waterboxer engines

Group 251 : Exhaust systems, Catalyst

01012



Brass nuts (8 pieces)
Thread size: M8 X 1.25,
Wrench size: 11mm

01078



Header to muffler gasket
(each)
Bolt distance: 58mm, Inner
size: 44.70mm

01093



Header to muffler gasket
(each)
Bolt distance: 78mm, Inner
size: 68mm

43259



Gasket between exhaust and
heat exchanger, intermediate
tubes and catalyst (Per Pair)
Type-4 injection engine

043251509 • 443253115B

01059



Paper exhaust gaskets from
35 mm tubing (4 pieces)
Type-1 engines, Type-3
engines, CT/CZ engines,
Waterboxer engines

23254



Stainless steel heater box
J-tubes with flange adapters
(Per Pair)
Type-1 engine for Bus 8.1967
and later

05002



Stainless steel mounting kit tail pipe or
heater box to muffler
tail pipe Beetle 8.1955 and later (except
injection engines), Karmann Ghia, Bus with
Type-1 engine 8.1976 and later, Type 3
until 7.1971, heat exchanger Beetle 1.1963
and later, Karmann Ghia 1.1963 and later,
Bus with Type-1 engine 1.1963 and later,
Type 3, Thing

111298051 • 111298051A

23246



Stainless steel exhaust flange
with hotspot (Per Pair)
option for lowered Bus
exhaust #23242

21017



Single quiet pack muffler
(black transport paint)
Bus



Group 251 : Exhaust systems, Catalyst

01013



Header (black transport paint)
Type-1 engine: 1300-1500-1600cc, Bus 1.1963 until 8.1971

03270



Header stainless steel
Type-1 engines 1300cc, 1500cc and 1600cc with a single hotspot

01057



Manifold pre-heat gaskets (Per Pair)
Type-1 engine 8.1964 until 7.1970 right, Type-1 engine 8.1970 and later left/right, Type-3 engine right, CT/CZ

113251263C • 113251263

01058



Stock cylinder head exhaust gaskets (4 pieces)
Type-1 engines, Type-3 engines, CT/CZ engines

111251261C

21057



Stock exhaust muffler
Type-1 engines 1300, 1500 and 1600cc, Bus until 7.1971

211251053L • 211251051E

21060



Stock exhaust muffler
Type-1 engine 1300 and 1600cc, Bus 8.1971 until 7.1979 *, * 8.1971 until 7.1976 use also #21064 or #21068 and #1001

211251051T

41074



Stock exhaust muffler A-quality
Bus Type-4 engines, Bus Waterboxer engines 1900 with engine code DG, DF, EY or GW

025251053B

41078



Stock exhaust muffler B-quality
Bus Type-4 engines, Bus Waterboxer engines 1900 with engine code DG, DF, EY or GW

025251053B

41474



Stock exhaust muffler Stainless steel
Type-4 engines and Waterboxer engines 1900 with engine code DG, DF, EY or GW, Bus

025251053B

Group 251 : Exhaust systems, Catalyst

01001



Stock mounting kit tail pipe or heater box to muffler (2 sets)
tail pipe Beetle 8.1955 and later (except injection engines), Karmann Ghia, Bus with Type-1 engine 8.1976 and later, Type 3 until 7.1971, heat exchanger Beetle 1.1963 and later, Karmann Ghia 1.1963 and later, Bus with Type-1 engine 1.1963 and later, Type 3, Thing

111298051 • 111298051A • 111251241 • 111251233A • 111251269A • 113251273 • N103483

21065



Exhaust pipe bracket
Bus 13/15/1600cc 1.1963 until 7.1973

211251301A

41050



Super Flow Exhaust Stainless Steel
Bus until 7.1979, Type-4 engines

03241



Competition exhaust black, (41 mm) 1 5/8 inch tube
Beetle/Karmann Ghia 13/15/1600cc, Bus 1.1963 and later, Thing


21000



Exhaust muffler mounting kit
Bus with Type-1 engine 8.1967 and later

211298009A

01006



Economy exhaust
Beetle 1200 1.1963 and later, Beetle 1300/1500 until 3.1974, Beetle 1600 until 7.1975, Karmann Ghia 1.1963 and later, Bus 8.1960 and later, Thing

21068



Tail pipe stainless steel
Bus 8.1976 and later, Type-1 engine

211251071AC

21064



Exhaust end pipe standard
Bus 8.1976 and later with Type-1 engine

211251071AB

21062



Exhaust pipe
Bus 1.1963 until 7.1973 with Type-1 engine

211251237B



Group 251 : Exhaust systems, Catalyst

41079



Tail pipe
Bus until 7.1979 with Type-4 engine

021251185F


29939



Tail pipe mounting kit complete
Bus with Type-1 engine, 1963 (engine number 7 999 652) until 7.1976

211298055

05001



Mounting kit tail pipe or heater box to muffler
tail pipe Bus with Type-1 engine 6.1959 until 7.1976, heat exchanger Beetle 7.1955 until 12.1962, Karmann Ghia until 12.1962, Bus 6.1959 until 12.1962

111251269A • 111251221 • 111251223 • N103483 • N0103484 • 113251273 • N02214811

41077



Exhaust tail pipe gasket
Type-4 engines, Waterboxer engines, Diesel engines with engine code CS or KY

025251235

03235



Low dual cannons
Beetle 1.2 1.1963 and later 1.3/1.5 until 3.1974 1.6 until 7.1975, Karmann Ghia 1.1963 and later, Bus 8.1960 and later, Thing

AC2512044

03255



Exhaust mounting kit
Vintage Speed exhaust #3252 #3242, #23242 and #23244, Vintage Speed exhaust flanges #3251, #3306, #23246 and #23245

41075



Exhaust mounting kit (muffler and tail pipe)
Type-4 engines, Waterboxer engines 1900cc engine code EY and GW, Waterboxer engines 1900cc engine code DG until 12.1985, Waterboxer engines 1900cc engine code DF (EU countries), Waterboxer engines 1900cc engine code DF (only for Switzerland) until 7.1986

021298001A • N01023820 • 311101463

01004



Monza exhaust
Type-1 engine: 1300-1500-1600cc (single hotspot)

41017



Monza exhaust
Type-4 engines (carburetor engines only)

Group 251 : Exhaust systems, Catalyst

41018



Monza exhaust (eliminates catalytic converter)
Type-4 engines (injection engines only)

41015



Quiet pack exhaust
Type-4 engines (carburetor engines only)

41019



Quiet pack exhaust (eliminate catalytic converter)
Type-4 engines (injection engines only)

01003



Single tip exhaust
Type-1 engine: 1300-1500-1600cc (single hotspot)

21061




Exhaust pipe
Bus 1600 1.1963 until 7.1971

21063



Exhaust pipe
Bus 1600 8.1971 until 7.1973

01092



Coppered exhaust nuts (8 pieces)
Thread size: M8 X 1.25,
Wrench size: 12mm

211251157A

211251157E



255

Heating system
Type 1, Type 3,
WBX and Diesel
engines

01094



Heater or air cleaner hose seals (Per Pair)
Type-1 engine Heater: 1.1963 until 7.1970, Air cleaner: Beetle and Karmann Ghia 1500 and 1600cc until 7.1970

113119585A

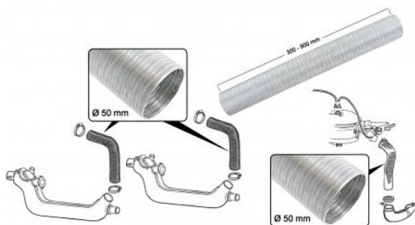
04094



Heater or air cleaner hose seals (Per Pair)
Type-1 engines 8.1970 and later

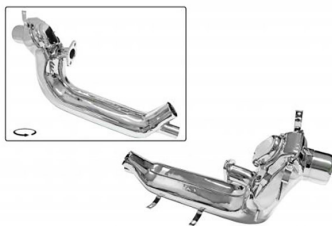
113119585B

01095



Heater/air cleaner hose aluminum Ø50 x 300-900 mm
Heater Type-1 engine 1.1963 and later, Air cleaner Beetle 1967 and later


01084



Heat exchanger chrome left
Type-1 engine 1.1963 and later (except 30hp and AJ injection)

043255107H

01085



Heat exchanger chrome right
Type-1 engine 1.1963 and later (except 30hp and AJ injection)


043255108H

01065



High performance heat exchanger left
Type-1 engine 1.1963 and later (except 30hp and AJ injection)

01066



High performance heat exchanger right
Type-1 engine 1.1963 and later (except 30hp and AJ injection)

01015




Heat exchanger repair pipes (Per Pair)
Type-1 engines 1.1963 and later (except USA injection and 30hp), Type-3 engines

113255107

Group 255 : Heating system Type 1, Type 3, WBX and Diesel engines


01080



Heat exchanger standard left
Type-1 engine 1.1963 and
later (except 30hp and AJ
injection)

043255107H

01081



Heat exchanger standard
right
Type-1 engine 1.1963 and
later (except 30hp and AJ
injection)

043255108H

01002



Heater box J-tubes (black
transport paint) (Per Pair)
Type-1 engine 1.1963 and
later (except 30hp and AJ
injection engines)

01028



Heater box J-tubes chrome
(Per Pair)
Type-1 engine 1.1963 and
later (except 30hp and AJ
injection engines)


04358



Heater hose (each)
Beetle 8.1967 and later left,
Karmann Ghia 8.1967 and later
left, Bus 1.1963 until 7.1979
with a Type-1 engine left or
right, Thing civilian version left

113255355M• 111819941

01077



Heater hose aluminum Ø 60 x
350-1000 mm
Bus with Type-4 engine
8.1971 and later right on
blower, Type 3 sport exhaust

01055



Muffler connector pipes
(pair)
1.1963 and later (except USA
injection and 30hp)

113255165

01097



Heaterhose or aircleanerhose
cardboard Ø 50 x 1080 mm
Heater Type-1 engines 1.1963
and later, Air cleaner Beetle
1967 and later

028129087A

01074



Heater hose black (plastic)
(Per Pair)
Type-1 engines 1.1963 and
later

113255292P



Group 255 : Heating system Type 1, Type 3, WBX and Diesel engines


01056



Clamps between exhaust and heat exchangers (Per Pair)
Type-1 engines 1.1963 and later (23mm wide, clamp range 50-55mm)

113255341A

21069



Central heating tube
Bus 8.1972 until 7.1979

211255785G

21100



Central heating tube
Bus until 7.1972

211255785A

03396



Heat exchanger/bakelite connection pipe (4 pieces)
Beetle 8.1972 and later, Karmann Ghia 8.1972 and later, Bus 8.1972 until 7.1979

111819945

05002



Stainless steel mounting kit tail pipe or heater box to muffler
tail pipe Beetle 8.1955 and later (except injection engines), Karmann Ghia, Bus with Type-1 engine 8.1976 and later, Type 3 until 7.1971, heat exchanger Beetle 1.1963 and later, Karmann Ghia 1.1963 and later, Bus with Type-1 engine 1.1963 and later, Type 3, Thing

111298051• 111298051A

01001



Stock mounting kit tail pipe or heater box to muffler (2 sets)
tail pipe Beetle 8.1955 and later (except injection engines), Karmann Ghia, Bus with Type-1 engine 8.1976 and later, Type 3 until 7.1971, heat exchanger Beetle 1.1963 and later, Karmann Ghia 1.1963 and later, Bus with Type-1 engine 1.1963 and later, Type 3, Thing

111298051• 111298051A• 111251241• 111251233A• 111251269A• 113251273• N103483

01991



Fan housing plugs (Per Pair)
1.1963 and later

21102



Heating tube distributor
Bus 8.1972 until 7.1979

211255755F

01086



Heater cable mounting kit (each)
Beetle, Karmann Ghia, Bus with aircooled engine, Type 3, Thing civil

111298101A

Group 255 : Heating system Type 1, Type 3, WBX and Diesel engines

 22676



Heater vent on dash left
Bus 8.1972 until 7.1979

211255481B

 22677



Heater vent on dash right
Bus 8.1972 until 7.1979

211255482B

256

Heat exchanger
Type 4 and CT/CZ
engines

 41779



Cylinder head on heat
exchanger/exhaust gaskets
(4 pieces)
Type-4 engines until 7.1978

021256251A

 41780



Cylinder head on heat
exchanger/exhaust gaskets
(4 pieces)
Type-4 engines 8.1978 and
later

029256251A • 029256252A

 01184



Heat control box left
Type-1 engine 1600i (AJ) with
manual transmission 1976 (AJ
078 347) and later, Type-1 engine
1600i (AJ) with automatic 1976 (AJ
012 505) and later, Type-4 engine
until 7.1979 (only for Sweden)

021256205L

 01185



Heat control box right
Type-1 engine 1600i (AJ) with
manual transmission 1976 (AJ
078 347) and later, Type-1 engine
1600i (AJ) with automatic 1976 (AJ
012 505) and later, Type-4 engine
until 7.1979 (only for Sweden)

021256206L

 41080



Heat exchanger left
Type-4 engine 1700,1800,
2000cc until 7.1978 (all
engine codes)

021256091M



Group 256 : Heat exchanger Type 4 and CT/CZ engines

 41082



Heat exchanger left
Type-4 engine 2000cc 8.1978
and later (engine code CJ
only)

039256091C


 41084



Heat exchanger air duct
cover left
Type-4 engines until 7.1979

021256321D

 41086



Heat exchanger air duct
cover gasket left
Type-4 engines 1973 (VIN
214 2057 730) until 7.1979

021256325A

 41089



Heat exchanger air duct
cover gasket right
Type-4 engines 1973 (VIN
214 2057 730) until 7.1979

021256326A

 41085



Heat exchanger air duct
cover right
Type-4 engines until 7.1979

021256322B

 41081



Heat exchanger right
Type-4 engine 1700, 1800,
2000cc until 7.1978 (all
engine codes)

021256092M

 41083



Heat exchanger right
Type-4 engine 2000cc 8.1978
and later (engine code CJ
only)

029256092A

 41092



Connection elbow from heat
exchanger to control box left
Type-4 engines

071256052

 41093



Connection elbow from heat
exchanger to control box
right
Type-4 engines

071256052

Group 259 : Fresh air and heater controls

259

Fresh air and heater controls

20479



Aluminum vent trim below windscreen (Per Pair)
Bus 8.1972 until 7.1979

20488



Aluminum vent trim
Bus 8.1967 until 7.1972

241853215


03866



Retaining springs (4 pieces)
Cooling flaps Type-1 engines,
Accelerator pedal mechanism Beetle
8.1957 until 1966 (VIN 116 851 649),
Bus until 7.1972, Type-3 until 1964
(VIN 315 048 101), Heater and fresh
air cables and rods Bus 8.1967 until
7.1979

211259283

20489



Air inlet protective grille
Bus 8.1972 until 7.1979

211259165A


20505



Air inlet protective grille
Bus 8.1967 until 7.1972

211259165

20508



Rubber seal fresh air flaps
front (Per Pair)
Bus 8.1967 until 7.1979

211259157• 211259157A


20946



Air vent and heater levers kit
Bus 8.1967 until 7.1973

211259365• 211259367

20943



Air vent lever (blue) (each)
Bus 8.1973 until 7.1979

211259369A



Group 259 : Fresh air and heater controls

22675



Fresh air vent dash or rear compartment (each)
Bus 8.1967 until 7.1979

211259471

20490



Vent grill mounting kit
Bus 8.1967 until 7.1979

N139671• N0139671• 211259399•
N154222• N0154222• N0154227

20507



Vent grill front
Bus 8.1967 until 7.1972

211259161

20948



Heater/ventilation knob plugs (Per Pair)
Bus 8.1967 until 7.1973

211259377

20944



Heater lever (red) (each)
Bus 8.1973 until 7.1979

211259371A

20666



Indicator lights, switches and dashboard instrument lighting bulbs 12V (Per Pair)
Type: T5, Base: W2, Color: clear, voltage: 12V, Power: 1.2 Watt

N0177512• N177512

01255



Grommets (4 pieces)
Beetle brake line all and fuel line 1200cc 1976 (D 1371 481) until 12.1977, Karmann Ghia brake line, Bus until 7.1979 brake line and gas heater, Vanagon/T25 brake booster pipe 8.1985 and later, Type 3 brake line, Thing brake line until 2.1973


211611751

261

Hot air blower / Stationary heater

Group 261 : Hot air blower / Stationary heater

01077



Heater hose aluminum Ø 60 x 350-1000 mm
Bus with Type-4 engine 8.1971 and later right on blower, Type 3 sport exhaust

211261235

21099



Heater hose left on blower cardboard Ø 55 x 1000 mm
Bus with Type-4 engine 8.1971 and later

21098



Heater hose right on blower cardboard Ø 60 x 1000 mm
Bus with Type-4 engine 8.1971 and later

211261236

03829



Ceramic Fuses 16 AMP (10 pieces)
Beetle, Karmann Ghia, Type 3, Bus until 7.1985 (excluding Carat), Thing

N171214• N0171214

00681



Ceramic Fuses 8 AMP (10 pieces)
Beetle, Karmann Ghia, Type 3, Thing, Bus until 7.1985 (excluding Carat)

N171211• N0171211

03489



Breather- fuel hose and ignition wire clips (Per Pair)
Beetle and Karmann Ghia until 7.1967 fuel tank breather hose, Bus 8.1971 until 7.1976 fuel tank hose, 8.1974 until 7.1977 L-jetronic fuel hose, 8.1973 until 7.1979 gas heater fuel hose, 8.1967 until 7.1979 spark plug wires Type-4 engine, Type 3 spark plug wires


111201261• 211201249A

76184



Sticker Eberspächer fuel fill up warning

02018



Vacuum hose with a textile outside per meter
Inner diameter: 3.5mm, Outer diameter: 7.5mm, Working pressure: 7 bar, Bursting pressure: 30 bar

N203531• N0203535• N0202911

05681



Inline fuse holder including 8 AMP fuse
Beetle 1968 (VIN 118 963 240) and later, Karmann Ghia 8.1967 and later, Bus 8.1967 and later, Type 3 1968 (VIN 318 210 005) and later

111937091A





Transmission

Group 3

Group 300 : Gearbox

300 Gearbox

00687



Reversing light switch or blanking plug sealing ring (each)
Beetle, Karmann Ghia, Bus 8.1967 until 12.1982 (except Diesel engines), Type 3, Thing

N0138165• N138161

21430



Differential bearing ring securing cap locking plates (4 pieces)
Beetle with automatic transmission, Karmann Ghia with automatic transmission, Bus 8.1967 and later

113301195

21429



Differential bearing ring securing caps (Per Pair)
Bus 1968 (VIN 219 020 135) and later

091301197• 002301197A

01578



Stock starter bushing
Beetle 8.1966 and later, Karmann Ghia 1965 (VIN 350 066) and later, Bus 8.1966 and later, Type 3 8.1966 and later, Thing

113301155

04822




Gearbox oil fill plug
Thread size: M24 x 1.5,
Wrench size: hex key 17mm

012301127F• 113301123A•
111301127B

301

Gearbox housing and mountings

21428



Differential bearing ring seal (Per Pair)
Bus with a manual gearbox 1968 (VIN 219 020 135) and later

002301185A

21430



Differential bearing ring securing cap locking plates (4 pieces)
Beetle with automatic transmission, Karmann Ghia with automatic transmission, Bus 8.1967 and later

113301195



Group 301 : Gearbox housing and mountings

 21429



Differential bearing ring
securing caps (Per Pair)
Bus 1968 (VIN 219 020 135)
and later

091301197• 002301197A

 21491



Hardened steel shift lever
pivot ball
Bus 8.1967 until 7.1979

004301241A

 21492



Main shaft bearing thrust
plate
Bus 8.1967 until 7.1979

 21471



Clutch cable mounting
bracket
Bus 8.1967 until 1980 (VIN 2--
A-073008)

002301161A

 04826



Magnetic gearbox oil drain plug
Beetle export models 8.1960 and
later, standard models 1964 (VIN
115 247 527) and later, Karmann
Ghia 8.1960 and later, Bus 6.1959
until 7.1967, Type 3 all years,
Thing all years

113301141B

 01494



Gearshift housing bushing and seal kit
Beetle 1968 (VIN 119 314 500) until
12.1985, Karmann Ghia 1968 (VIN 149
314 500) and later, Bus 8.1967 until
7.1979, Vanagon/T25 with Type 4, Diesel
and Waterboxer engines until 7.1982,
Vanagon/T25 with CT/CZ engine all, Type 3
1968 (VIN 319 072 009) and later, Thing all

001301209• 001301207•
001301227• 001301227C

 21424



Transmission nose cone
Bus 8.1967 until 7.1979

002301205B• 091301205A•
002301215

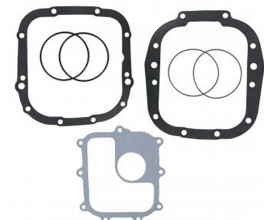
 03794



Shift rod seal
Beetle 1968 (119 314 500) until
12.1985, Karmann Ghia 1968 (149
314 500) and later, Bus 8.1967 until
7.1979, Vanagon/T25 aircooled until
7.1982 and Diesel engine until 9.1982,
Type 3 1968 (319 072 009) and later,
Thing all

001301227• 085301227•
001301227C

 21416




Gearbox gasket kit
Bus 8.1967 until 1972 (VIN
293 2044 550) with manual
transmission

002398005A

Group 301 : Gearbox housing and mountings

 21417



Gearbox gasket kit
Bus 8.1975 until 12.1982
with a 4-speed manual
transmission

002301215A • 091301131 •
002301191 • 002301185A

 21419



Transmission nose cone boot
Bus 6.1959 until 7.1972

211301289A

311

Gears and Axles
since 1960

 03810



Main drive shaft needle bearing
Beetle 8.1960 until 7.1969,
Karmann Ghia 8.1960 until
7.1969, Bus 8.1959 until 1968
(219 020 134), Type 3 until
7.1969

113311125 • 001311125

 03807



Pinion shaft double tapered
roller bearing
Beetle 1972 (VIN 112 2562 383)
and later, Karmann Ghia 1972
(VIN 142 2562 383) and later, Bus
8.1971 and later, Thing 1/1972
and later

002311219B • 091311219

 03811



Pinion bearing tensoning nut
Beetle Automatic 1967 (VIN 118 071 440)
and later, manual transmission 8.1969
and later, Karmann Ghia Automatic 1967
(VIN 148 071 440) and later, manual
transmission 8.1969 and later, Bus 1968
(VIN 219 020 135) and later, Vanagon/T25
rear: all models and years, front: Syncro,
Type 3 8.1969 and later, Thing all years

002311223A

 01416



Main drive shaft oil seal
Beetle 8.1960 and later,
Karmann Ghia 8.1960 and
later, Bus 6.1959 and later,
Type 3, Thing 8.1970 and
later

113311113A • 111307113B

 21370



Steering column and gearbox
shaft woodruff key (each)
Beetle and Karmann Ghia gearbox
shaft, Bus until 7.1967 steering
column and gearbox shaft, 8.1967
until 12.1971 gearbox shaft, Type 3
gearbox shaft, Thing gearbox shaft

N127071 • 113311321



Group 311 : Gears and Axles since 1960

 01423



Synchronmesh ring for third and fourth gear (each)
Beetle 1961 (VIN 4 274 401) and later, Karmann Ghia 1961 (VIN 4 274 401) and later, Bus 8.1967 until 7.1975, Type 3, Thing

113311295D

 01422



Synchronmesh ring for first and second gear (each)
Beetle, Karmann Ghia, Bus 8.1967 until 7.1975, Type 3, Thing

113311269B

321

Gear housing
3-speed automatic
gearbox

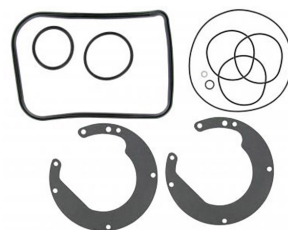
 21422



Oil sump gasket automatic gearbox
Bus 8.1975 and later

010321371B

 21421



Gasket kit automatic transmission
Bus 8.1975 and later

010321182• 010321385B• 010321371B•
010323525C• 010323525A• 010323533•
010409549B• N0282012

 04407



Front wheel bearing, steering wheel or gearbox nut M16x1.5 (each)
steering wheel Beetle 1973 and later, Karmann Ghia 1973 and later, Thing 2.1974 and later, Bus until 7.1967 and 1974 and later, front wheel bearing right Type 3 until 7.1965, synchro gearbox Beetle 10.1952 until 7.1960, Karmann Ghia until 7.1960, Bus 4.1953 until 6.1959, Automatic gearbox Bus 8.1975 and later

N01116415• N1116415•
N0111642• N111642• 113309153

325

Valve body and oil
strainer 3-speed
automatic gearbox

 21432



Oil screen gasket automatic
gearbox
Bus 8.1975 and later

010325443





Front axle, Steering

Group 4

Group 401 : Front axle

401 Front axle

 04399



90° angle M8 grease nipples (Per Pair)

Beetle tierods until 7.1965, Karmann Ghia tierods until 7.1965, Bus until 7.1967 tierods, link pin carrier and upper kingpin, 8.1967 until 7.1979 front axle

N185112• N0185112• N185041

 03133



Locknut M12 x 1.5 (4 pieces)
Beetle/Karmann Ghia /Thing 6.1968 and later tie rods 8.1965 and later ball joints, Bus/Type 3 8.1967 and later tie rod

 23396



Puma style lowering system (weld on adjuster) (Per Pair)
Bus until 7.1979

 04396



Straight M6 grease nipples (4 pieces)
Beetle: tierods and pedal assembly, Karmann Ghia: tierods and pedal assembly, Bus until 7.1979: front axle, tierods and ball joints, Vanagon/T25: automatic step, Type 3: front axle and ball joints

N0185151• N185151• N185011

 01399



Straight M8 grease nipple (4 pieces)
Beetle: front axle, link pin carrier, tierods, pedal assembly, Karmann Ghia: front axle, link pin carrier, tierods, Bus until 7.1979: front axle, link pin carrier, tierods, Thing: front axle

N0185161• N185161• N185031

 21327



Spindle and idler steering arm bearing bush (each)
Bus 1962 (VIN 999 305) until 7.1967 upper and lower spindle pen lugs, Bus 8.1967 until 7.1979 idler steering arm

211405317B

 05378



Torsion leaf spring grub screw locknuts (3 pieces)
Beetle except 1302 and 1303, Karmann Ghia, Bus until 7.1979, Type 3, Thing

111411155

 05379



Torsion leaf spring grub screws (3 pieces)
Beetle except 1302 and 1303, Karmann Ghia, Bus until 7.1979, Type 3, Thing

111411151



Group 401 : Front axle

21376



Urethane bushing kit, front beam
Bus 8.1967 until 7.1979

211401253

21372



Front end snubbers upper side (Per Pair)
Bus 8.1967 until 7.1979

21373



Front end snubbers mounting clips (Per Pair)
Bus 8.1967 until 7.1979

211401279

21371



Front end rubber underside (Per Pair)
Bus 8.1967 until 7.1979

211401263A

23378



Front beam bearing (each)
Bus 8.1967 until 7.1979

211405301B

03427



Front axle adjusting bolt lock nuts for Puma style lowering system (4 pieces)
front axles #1397, #1398, #3398 and #3399, lowering system #3397 and #23396

03402



Front axle adjusting bolts for Puma style lowering system (Per Pair)
front axles #1397, #1398, #3398 and #3399, lowering system #3397 and #23396

Group 405 : Front suspension, front brake drum

405

Front suspension, front brake drum

 21331



Upper or lower ball joint
(each)
Bus 8.1967 until 7.1979

211405371A • 211405389

 21345



Camber adjusters (Per Pair)
Bus 8.1967 until 7.1979

211405319

 21346



Ball joint boot (each)
Bus 8.1967 until 7.1979

211405375 • 211405383 •
211405385

 01408



Nut M18 x 1.5 (Per Pair)
Right front wheel bearing Beetle until
7.1965, Karmann Ghia until 7.1965,
Steering wheel Beetle export models
8.1959 until 1973, Beetle VW 1200 8.1966
until 1973, Karmann Ghia 8.1959 until
1973, Bus 8.1967 until 1974, Type 3, Thing
until 1.1974, Ball joints Type 3 until 1963,
Tie rod Bus until 7.1967

111405672 • N111653

 21477



Grease cap left
Bus 8.1963 until 7.1970

211405691A

 22477



Grease cap left
Bus 8.1970 until 7.1979

211405691B

 21478



Grease cap right
Bus 8.1963 until 7.1970

211405692A

 22478



Grease cap right
Bus 8.1970 until 7.1979

211405692B

Group 405 : Front suspension, front brake drum

04396



Straight M6 grease nipples (4 pieces)
Beetle: tierods and pedal assembly,
Karmann Ghia: tierods and pedal
assembly, Bus until 7.1979: front
axle, tierods and ball joints,
Vanagon/T25: automatic step, Type
3: front axle and ball joints

N0185151 • N185151 • N185011

21283



Brake drum front (each)
Bus 8.1963 until 7.1967

211405615B

21287



Brake drum front (each)
Bus 8.1967 until 7.1970

211405615C

21272



Disc brake splash shield left
Bus until 7.1979 (necessary to
redrill mounting holes)

211405593 • 211405593A

21273



Disc brake splash shield right
Bus until 7.1979 (necessary to
redrill mounting holes)

211405594 • 211405594A

21357



Dropped spindles disc brakes
(Per Pair)
Bus 8.1967 until 7.1979

21363



Front axle seals (4 pieces)
Bus 8.1967 until 7.1979

211405129A

21380



Inner front wheel bearing
(each)
Bus 8.1963 until 7.1979

211405625

21382



Outer front wheel bearing
(each)
Bus except Syncro 8.1963
until 9.1983 (VIN 2--E-
023827)

211405645D • 211405645

Group 405 : Front suspension, front brake drum

01349



Front bearing thrust washers
(Per Pair)
Beetle until 7.1965, Karmann
Ghia until 7.1965, Bus except
Syncro 8.1963 and later

111405661

24368



Front wheel bearing seal
(each)
conversion seal to fit a Bus
8.1963 until 7.1967 front
brake drum on a Bus 8.1967
until 7.1970

24369



Front wheel bearing seal
(each)
Bus 8.1967 until 7.1979

211405641D

23295



Spindle clamping nut left
Bus 8.1967 until 7.1979

211405669

23296



Spindle clamping nut right
Bus 8.1967 until 7.1979

211405670

21362



Wheel bearing kit front one
side
Bus 8.1967 until 7.1979

211405641D • 211405625 •
211405645

411

Springs Stabilizers and shock absorbers

21306



Adjustable shock absorbers
front (Per Pair)
Bus 8.1969 until 7.1979

211413035

21308



Adjustable shock absorbers
front (Per Pair)
Bus 8.1967 until 7.1969

211413031T



Group 411 : Springs Stabilizers and shock absorbers

03309



Monotube gas-charged shock absorber (each)
Beetle/Karmann Ghia 10.1952 until 7.1965 front, Bus until 7.1979 front, Type 3 front

05300



Oil filled shock absorber front (each)
Beetle 10.1952 until 7.1965, Karmann Ghia until 7.1965, Bus 4.1955 until 7.1969

21302



Oil filled shock absorber front (each)
Bus 8.1969 until 7.1979

111413031G • 111413031F • 113413031J • 111413035

211413031P • 211413031Q

01356



Lowered oil shock absorbers (Per Pair)
Beetle/Karmann Ghia 1952 and later rear, Beetle/Karmann Ghia 1952 until 7.1965 front, Bus until 7.1967 rear, Bus until 7.1979 front

04459



Shock absorber and equalizer torsionbar bushings (Per Pair)
Shock absorbers Beetle, Karmann Ghia, Bus front until 7.1969, rear until 7.1979, Type 3, Thing rear, Lever shock absorbers Beetle, Karmann Ghia, Bus, Equalizer torsion bar Beetle 1968 (VIN 119 381 001) and later, Karmann Ghia 1968 (VIN 149 381 001) and later, Thing

111413381 • 111413381A • 111413381B

01375



Coil-over shock absorbers (Per Pair)
Beetle 10.1952 until 7.1965 front, 10.1952 and later rear, Karmann Ghia until 7.1965 front, all years rear, Bus until 7.1967 rear, until 7.1979 front, Type 3 all years front and rear, Thing all years rear

21352



Sway bar mounting kit per side
Bus 8.1967 until 7.1979

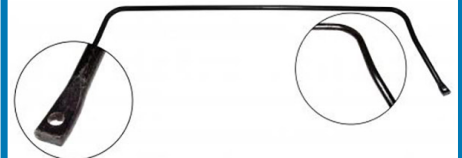
211498101A

21395



Heavy duty sway bar front
Bus 8.1967 until 7.1979

21391



Stock sway bar
Bus 8.1967 until 7.1979

211411309A

Group 411 : Springs Stabilizers and shock absorbers

01306



Twin-tube gas-charged shock absorber (low) (each)
Beetle/Karmann Ghia 52 and later rear, Beetle/Karmann Ghia 52 until 7.1965 front, Bus until 67 rear, Bus until 79 front, Type 3 front/rear, Thing rear


113513031M

01303



Twin-tube gas-charged shock absorber (each)
Beetle/Karmann Ghia 1952 and later rear, Beetle/Karmann Ghia 1952 until 7.1965 front, Bus until 7.1967 rear, Bus until 7.1979 front, Type 3 front and rear, Thing rear

23379



Axle beam torsion leaves (2 bundles of 9 leaves)
Bus 4.1955 until 7.1979

211411033• 211411033E

413

Shock absorbers

21306



Adjustable shock absorbers front (Per Pair)
Bus 8.1969 until 7.1979

211413035

21308



Adjustable shock absorbers front (Per Pair)
Bus 8.1967 until 7.1969

211413031T

05300



Oil filled shock absorber front (each)
Beetle 10.1952 until 7.1965, Karmann Ghia until 7.1965, Bus 4.1955 until 7.1969

111413031G• 111413031F• 113413031J• 111413035

21302



Oil filled shock absorber front (each)
Bus 8.1969 until 7.1979

211413031P• 211413031Q



Group 415 : Steering

415 Steering

02748



Aluminum push horn for Nardi design steering wheel Beetle, Karmann Ghia, Bus until 7.1979, Type 3

01338



Bushing for steering damper, tie rod or drop arm (Per Pair)
Steering damper Beetle, Karmann Ghia, Bus until 7.1979, Type 3, Thing, Drop arm Beetle 1302 and 1303 until 7.1974, Type 3, Tie rod Beetle VW 1200, VW 1300 and VW 1500, Karmann Ghia, Thing

113425117 • 113415907C •
211415909 • 211415907C

21337



Drag link
Bus 8.1967 until 7.1979

211415701G

02730



Custom steering wheel 3 spoke
Diameter: 25.4 cm, Depth: 140mm, use boss kit #2740 or #2742

02731



Custom steering wheel 3 spoke
Diameter: 31.8 cm, Depth: 80mm, use boss kit #2740 or #2742

02733



Custom steering wheel 3 spoke
Diameter: 37.5 cm, Depth: 108mm, use boss kit #2740 or #2742

02734



Custom steering wheel 3 spoke
Diameter: 34.3 cm, Depth: 89mm, use boss kit #2740 or #2742

02740



Custom steering wheel hub
Beetle 1973 (VIN 114 2353 466) and later, Karmann Ghia 1973 (VIN 144 2353 466) and later, Bus 1974 (VIN 214 2164 060) until 7.1979, Thing 2.1974 and later

Group 415 : Steering

21344



Swing lever overhaul kit
Bus 8.1967 until 7.1979

211498171A

03135



Castle nuts (4 pieces)
Tie rod Beetle 1968 (VIN 118 857 240) and later, Karmann Ghia 1968 (VIN 148 857 240) and later, Bus 8.1967 and later, Type 3 8.1967 and later, Thing, Sway bar Beetle 1302 and 1303

N112122• N0112122

03133



Locknut M12 x 1.5 (4 pieces)
Beetle/Karmann Ghia /Thing 6.1968 and later tie rods 8.1965 and later ball joints, Bus/Type 3 8.1967 and later tie rod

73134



Locknut M16 x 1.5 (Per Pair)
Vanagon/T25 upper ball joints

73133



Locknut M18 x 1.5 (Per Pair)
Bus 8.1967 until 7.1979 ball joints, Vanagon/T25 lower ball joints

211405389

02749



Nardi design wooden steering wheel
Beetle, Karmann Ghia, Bus until 7.1979, Type 3

22744



Nardi design steering wheel hub
Bus 1974 (VIN 214 2164 060) until 7.1979

22745



Nardi design steering wheel hub
Bus 8.1967 until 1974 (VIN 294 2164 059)

22468



Drop arm idler shaft seal
Bus 1969 (VIN 219 127 055) until 7.1972

211415273



Group 415 : Steering

 22469



Drop arm idler shaft seal
Bus until 1969 (VIN 299 127 055)

N149071

 02707



Turn signal switch cancel ring with slip ring
Beetle 8.1970 and later, Karmann Ghia 8.1970 and later, Bus 1974 (VIN 214 2164 060) until 7.1979, Type 3 8.1970 and later, Thing 8.1971 and later

113415660A • 311415660

 21327



Spindle and idler steering arm bearing bush (each)
Bus 1962 (VIN 999 305) until 7.1967 upper and lower spindle pen lugs, Bus 8.1967 until 7.1979 idler steering arm

211405317B

 21321



Tie rod assembly left (both sides adjustable) A-quality
Bus 8.1967 until 7.1979

211415801F

 21339



Tie rod assembly left (both sides adjustable) B-quality
Bus 8.1967 until 7.1979

211415801F

 21341



Tie rod assembly right (partly adjustable)
Bus 8.1967 until 7.1979

211415802F

 04320



Tie rod end A-quality
Beetle 1968 (VIN 118 857 240) and later, Karmann Ghia 1968 (VIN 148 857 240) and later, Bus 8.1967 until 7.1979, Type 3 8.1967 and later, Thing

311415811C

 04321



Tie rod end A-quality
Beetle 1968 (VIN 118 857 240) and later, Karmann Ghia 1968 (VIN 148 857 240) and later, Bus 8.1967 until 7.1979, Type 3 8.1967 and later, Thing

311415812C

 01320



Tie rod end B-quality
Beetle 1968 (VIN 118 857 240) and later, Karmann Ghia 1968 (VIN 148 857 240) and later, Bus 8.1967 until 7.1979, Type 3 8.1967 and later, Thing

311415811C

Group 415 : Steering

01321



Tie rod end B-quality
Beetle 1968 (VIN 118 857 240) and later, Karmann Ghia 1968 (VIN 148 857 240) and later, Bus 8.1967 until 7.1979, Type 3 8.1967 and later, Thing

311415812C

04339



Tie rod clamp bracket (each)
Beetle, Karmann Ghia, Bus until 7.1979, Type 3, Thing

111415841A• N101711• N0101711•
N120082• N110182• N0110184• N120091

04338



Tie rod clamp bracket bolts
(Per Pair)
Beetle 8.1965 and later, Karmann Ghia 8.1965 and later, Bus until 7.1979, Type 3, Thing

N101711• N0101711

01348



Tie rod boot (each)
Beetle 1960 (VIN 2 921 552) and later, Karmann Ghia (VIN 2 921 552) and later, Bus 8.1960 and later, Type 3 all years, Thing all years

113415835• 111415837•
113415837• 311405387A

22703



Steering wheel standard
including horn button black
Bus 1974 (VIN 214 2164 060)
until 7.1979

211415651G

04407



Front wheel bearing, steering wheel or
gearbox nut M16x1.5 (each)
steering wheel Beetle 1973 and later, Karmann Ghia 1973 and later, Thing 2.1974 and later, Bus until 7.1967 and 1974 and later, front wheel bearing right Type 3 until 7.1965, synchro gearbox Beetle 10.1952 until 7.1960, Karmann Ghia until 7.1960, Bus 4.1953 until 6.1959, Automatic gearbox Bus 8.1975 and later

**N01116415• N1116415•
N0111642• N111642• 113309153**

21316



Steering damper
Bus until 7.1979

**211415901F• 211415901G•
211425021A**

21368



Steering box
Bus 8.1972 until 7.1979 LHD

211415049H

23368



Steering box peg
Bus 8.1967 until 7.1972

211415223B



Group 415 : Steering

 23372



Steering column clamping
ring sealing
Bus 8.1967 until 1974 (VIN
294 2164 060)

211415617A • 211415617B

 23471



Steering column angular
bearing
Bus 1974 (VIN 214 2164 060)
and later

211415585B

 21369



Steering coupling disc
Bus 8.1967 until 7.1979

211415417

 23469



Steering column bearing
Bus 8.1967 until 1974 (VIN
214 2164 059)

211415585A

Group 501 : Rear axle, rear brake drum



Rear axle, Differential

Group 5



Group 501 : Rear axle, rear brake drum

501

Rear axle, rear brake drum

03480



Drive axle (IRS) XZN bolts (6 pieces)
Beetle, Karmann Ghia, Bus, Type 3, Vanagon/T25

113501229A

23477



Drive axle lock plates for vehicles with IRS (3 pieces)
Bus 8.1967 and later, Vanagon/T25 (excluding syncro outboard front), Thing

211501357

23478



Drive axle complete (each)
Bus 8.1967 until 7.1979 (manual transmission only)

211501203V

23479



Drive axle complete left
Bus 8.1967 until 7.1979 (Automatic transmission only)

23480



Drive axle complete right
Bus 8.1967 until 7.1979 (Automatic transmission only)

21479



CV boot with assembly items and grease (each)
rear (inner and outer side) Bus 8.1967 until 7.1979, Vanagon/T25 standard, Vanagon/T25 Syncro 14 inch tyres, Thing, front (inner side) Vanagon/T25 Syncro

251598201

21454



Rear suspension rubber bumb stop (each)
Bus 10.1964 until 7.1979, Type 3 squareback until 7.1966, Thing until 2.1973

211501191

21448



Rear axle castle nuts (Per Pair)
Bus 8.1963 and later

211501221A• N90149601

Group 501 : Rear axle, rear brake drum

 24428



Rear wheel bearing inner spacer (each)
Bus 8.1970 and later

211501281E

 24427



Rear wheel bearing outer spacer (each)
Bus 8.1967 until 7.1970

211501303C

 24431



Rear wheel bearing circlips (Per Pair)
Bus 8.1970 and later

N0122951

 21402



Rear axle nut cotter pin (each)
Bus 8.1963 and later

N0125482• N125481

 21385



Inner rear wheel bearing (each)
Bus 8.1967 and later

211501287

 21383



Outer rear wheel bearing (each)
Bus 8.1963 until 7.1970

211501283

 21384



Outer rear wheel bearing (each)
Bus 8.1970 and later

211501283D

 21410



Rear wheel bearing seal (each)
Bus 8.1967 and later

211501317

 21440



Rear wheel bearing kit one side
Bus 8.1967 until 7.1970

211501287• 211501283•
211501317• N125481



Group 501 : Rear axle, rear brake drum

21441



Rear wheel bearing kit one side
Bus 8.1970 and later

211501287• 211501283D•
211501317• N0125482

21475



Stub axle (each)
Bus 8.1970 and later

211501265C• 2115012314

21458



Rear wishbone bushings (Per
Pair)
Bus 8.1967 until 7.1979

211501121

21469



CV Joint (standard) (each)
Bus 8.1967 until 7.1979,
Vanagon/T25 2WD, Vanagon/
T25 4WD front/rear (inside
only), Thing IRS

211501331B

21470



CV Joint heavy duty (each)
Bus 8.1967 until 7.1979,
Vanagon/T25 2WD, Vanagon/
T25 4WD front/rear (inboard
only), Thing IRS

21288



Brake drum rear (5 x 205 mm)
(each)
Bus 1968 (218 109 824) until
7.1970

211501615G

21289



Brake drum rear (each)
Bus 8.1970 until 7.1979

211609615

21396



Heavy duty sway bar rear
Bus 8.1967 until 7.1979

21445



Rear wheel hub including
studs (5 x 112 mm) (each)
Bus 8.1970 and later

211501619

Group 507 : Rear axle housing, oil cooler automatic

507

Rear axle housing,
oil cooler
automatic

71427



Final drive flange seal
automatic transmission (Per
Pair)
Bus, Type 3

016409399B• 003507269A

21401



Differential sump gasket
automatic gearbox
Bus 8.1975 and later

090507215

511

Springs

21437



Spring plate caps black (Per
Pair)
Bus until 7.1979

211511225

21453



Spring plate bushing (each)
Bus until 7.1979 inner and
outer

211511245A

513

Shock absorbers

21309



Monotube gas-charged
shock absorber (each)
Bus 8.1967 until 7.1979 rear

21300



Oil filled shock absorber rear
(each)
Bus 8.1967 until 7.1971

211513031N• 211513031P



Group 513 : Shock absorbers

 21301



Oil filled shock absorber rear
(each)

Bus 8.1971 until 7.1979

211513031R • 211513031Q

 04310



Shock absorber and equalizer torsion bar
bushings (Per Pair)

Shock absorbers Beetle front and rear,
Karmann Ghia front and rear, Bus until
7.1967 front and rear, 8.1967 until 7.1979
rear, Type 3 front and rear, Thing rear,
Equalizer torsion bar Beetle 1968 and
later, Karmann Ghia 1968 and later, Thing

211513371 • 111413371A

 04459



Shock absorber and equalizer torsionbar
bushings (Per Pair)

Shock absorbers Beetle, Karmann Ghia,
Bus front until 7.1969, rear until 7.1979,
Type 3, Thing rear, Lever shock absorbers
Beetle, Karmann Ghia, Bus, Equalizer
torsion bar Beetle 1968 (VIN 119 381 001)
and later, Karmann Ghia 1968 (VIN 149 381
001) and later, Thing

111413381 • 111413381A •
111413381B

 21305



Shock absorber adjustable
(Per Pair)

Bus 8.1971 until 7.1979 rear

 21307



Shock absorber adjustable
(Per Pair)

Bus 8.1967 until 7.1971 rear

517 Differential

 21425



Final drive flange seals (Per
Pair)

Bus with manual
transmission 8.1967 until
1968 (VIN 299 020 134)

002301189

 21426



Final drive flange seals (Per
Pair)

Bus with manual
transmission 1968 (VIN 219
020 135) until 7.1975

002301189C

Group 517 : Differential

 21427



Final drive flange seals (Per Pair)
Bus with manual transmission 8.1975 and later

091301189

 21447



Final drive plugs (Per Pair)
Bus 8.1967 and later,
Vanagon/T25 all and Syncro front and rear

002517289A

519

Differential
3-speed automatic gearbox

 71427



Final drive flange seal automatic transmission (Per Pair)
Bus, Type 3

016409399B• 003507269A

 04701



IRS differential and front wheel bearing (each)
Beetle differential, Karmann Ghia differential, Bus 8.1967 until 7/1979 (differential of an automatic gearbox NE or NF), Vanagon/T25 differential of an automatic gearbox and as inner front wheel bearing, Type 3 differential, Thing differential

113517185C

599

Stop plate dual clutch shaft

 21484



Transmission mount/stopbar mounting cap
Bus 8.1975 until 7.1979

211599243B

 21486



Transmission mount/stopbar front
Bus 8.1971 until 7.1975

211599227

Group 599 : Stop plate dual clutch shaft

 21487



Transmission mount front
side
Bus 8.1967 until 7.1971

211599201A

 21482



Transmission mount rear (Per
Pair)
Bus 8.1971 until 7.1979

211599431



Brakes, Wheels

Group 6



Group 601 : Wheels and accessories

601

Wheels and accessories

02482



5-Rib wheel anthracite (each)
PCD: 5 x 205mm, Size:
5.5 x 15 inch, ET: +12mm,
Backspacing: 3 5/8 inch

02469



911 Alloy wheel polished
with black inner side (each)
PCD: 5 x 130mm, Size:
5.5 x 15 inch, ET: +45mm,
Backspacing: 4 15/16 inch

02473



911 wheel polished with
matte black inner side (each)
PCD: 5 x 130mm, Size:
4.5 x 15 inch, ET: +45mm,
Backspacing: 4 1/2 inch

05473



911 Alloy wheel polished
with black inner side (each)
PCD: 5 x 205mm, Size:
4.5 x 15 inch, ET: +20mm,
Backspacing: 3 1/2 inch

05475



911 Alloy wheel polished
with black inner side (each)
PCD: 5 x 205mm, Size:
5.5 x 15 inch, ET: +20mm,
Backspacing: 4 inch

22466



911 Alloy wheel polished
with black inner side (each)
PCD: 5 x 112mm, Size:
5.5 x 15 inch, ET: +20mm,
Backspacing: 4 inch

02459



911 Alloy wheel fully
polished (each)
PCD: 5 x 130mm, Size:
5.5 x 15 inch, ET: +45mm,
Backspacing: 4 15/16 inch

02464



911 Alloy wheel fully
polished (each)
PCD: 5 x 130mm, Size:
4.5 x 15 inch, ET: +45mm,
Backspacing: 4 1/2 inch

Group 601 : Wheels and accessories

05476



911 Alloy wheel fully chromed (each)
PCD: 5 x 205mm, Size: 5.5 x 15 inch, ET: +20mm, Backspacing: 4 inch

02522



BRM wheel gloss black (each)
PCD: 5 x 205mm, Size: 5.0 x 15 inch, ET: +14mm, Backspacing: 3 7/16 inch

02523



BRM wheel gloss black (each)
PCD: 5 x 205mm, Size: 6.5 x 15 inch, ET: +12mm, Backspacing: 4 1/8 inch

02502



Cal-Look hubcap chrome (each)
Beetle until 7.1965, Karmann Ghia until 7.1965, Bus until 7.1970, Thing

02512



Cal-look hubcap chrome (each)
Beetle & Karmann Ghia 8.1966 and later, Type 3 8.1965 and later, Bus 8.1970 and later (including T25)

22607



Cosmo wheel gloss black (each)
PCD: 5 x 112mm, Size: 5.5 x 15 inch, ET: +20mm, Backspacing: 4 inch

22551



EMPI GT-5 wheel gloss black (each)
PCD: 5 x 112mm, Size: 5.5 x 15 inch, ET: +20mm, Backspacing: 4 inch

02656



EMPI GT-5 wheel white (each)
PCD: 5 x 205mm, Size: 5.5 x 15 inch, ET: +20mm, Backspacing: 4 inch

02606



EMPI GT-5 wheel silver (each)
PCD: 5 x 205mm, Size: 5.5 x 15 inch, ET: +20mm, Backspacing: 4 inch



Group 601 : Wheels and accessories

22472



Gasser wheel gloss black (each)

PCD: 5 x 112mm, Size: 5.5 x 15 inch, ET: +20mm, Backspacing: 4 inch

20432



Heavy Duty spare wheel mounting bracket
Bus 8.1972 until 7.1979

02521



Knock-off 2 spoke (4 pieces)

02520



Knock-off 3 spoke (4 pieces)

09698



Aluminum center cap including clamping ring and BRM emblem (each)
Diameter: 80mm, Height: 10mm, Original used - Speedwell BRM wheels, - SSP and EMPI BRM wheels

09718



Aluminum center cap including clamping ring and BRM emblem (each)
Diameter: 80mm, Height: 31mm, Original used: SSP and EMPI BRM wheels

02456



Polished stainless steel center cap (each)

Diameter: 70mm, Height: 13mm, Original used - 911 Alloy wheels, - Gasser wheels

09783



Stainless steel centercaps with BBT GT emblem (4 pieces)

Diameter: 73mm, Height: 34mm, Original used: BBT Sprintstar wheels

02489



Chromed plastic center caps (each)

Diameter: 63mm, Height: 37mm, Original used - EMPI and SSP Sprintstar wheels, - 914 Alloy wheels

Group 601 : Wheels and accessories

02524



Chromed plastic center cap (each)

Diameter: 73mm, Height: 42mm, Original used - EMPI and SSP Torque wheels, - EMPI and SSP Dish wheels

02575



Chromed steel center caps (Per Pair)

Height: 86mm, Rim PCD: 5 x 205mm, Original used - CT&W and EMPI Majouk wheels, - Eagle 520 wheels, - Centerline wheels

04518



Black center caps with ATS emblem (4 pieces)

Diameter: 70mm, Height: 38mm, Original used: ATS wheels

02561



Nipple hubcap chrome with Wolfsburg emblem (each)

Beetle export models until 7.1965, standard models until 7.1967, Karmann Ghia until 7.1965, Bus until 7.1970, Thing

02562



Nipple hubcap with Wolfsburg emblem (each)

Beetle VW1300, VW1500, 1302 and 1303 8.1966 and later, VW1200 8.1967 and later, Karmann Ghia 8.1967 and later, Bus 8.1970 and later, Type 3 8.1965 and later

04043



Red Line tire insert 2.5 cm black/2.5 cm red (4 pieces) 15 inch wheels

22526



Red Line tire insert 2.5 cm black/2.5 cm red (4 pieces) 14 inch wheels

23450



Spare tire cover Off White vinyl
Bus until 7.1979 and replacement cover for kit #20450

23451



Spare tire cover black
Bus until 7.1979, replacement cover for kit #20451

Group 601 : Wheels and accessories

09723



Sprintstar wheel aluminum polished/gloss black (each)
PCD: 5 x 205mm, Size: 5 x 15 inch, ET: +20mm, Backspacing: 3 3/4 inch

09793



Sprintstar wheel aluminum polished matte black (each)
PCD: 5 x 205mm, Size: 5 x 15 inch, ET: +20mm, Backspacing: 3 3/4 inch

04498



Stock Valve stem (each)
Beetle 8.1968 and later, Karmann Ghia 8.1968 and later, Bus, Type 3 until 1961 (VIN 10 000) and 8.1968 and later, Thing

311601361 • 281601361

20450



Universal spare wheel bracket with off White cover
Bus until 7.1979

20451



Universal spare wheel bracket with black cover
Bus until 7.1979

02483



Dish wheel (each)
PCD: 5 x 205mm, Size: 5.5 x 15 inch, ET: +23mm, Backspacing: 4 inch

22552



Dish wheel (each)
PCD: 5 x 112mm, Size: 5.5 x 15 inch, ET: +23mm, Backspacing: 4 inch

02774



Wheel Radar Chrome (each)
PCD: 5 x 205mm, Size: 5.0 x 15 inch, ET: +20mm

22534



Standard wheel grey (each)
PCD: 5 x 112mm, Size: 5.5 x 14 inch, ET: +39mm

211601027H

Group 601 : Wheels and accessories

04070



Standard wheel grey with vent holes A-quality (each)
Beetle, Karmann Ghia, Type 3, Thing, Porsche 356

111601025E

04005



Standard wheel grey with vent holes B-quality (each)
PCD: 5 x 205mm, Size: 4.5 x 15 inch, ET: +25mm

111601025E

04006



Standard wheel grey with vent holes B-quality (each)
PCD: 5 x 205mm, Size: 5.5 x 15 inch, ET: +15mm

04073



Standard wheel grey without vent holes (each)
Beetle, Karmann Ghia, Type 3, Thing, Porsche 356

02564



Standard wheel chrome (each)
PCD: 5 x 205mm, Size: 4.5 x 15 inch, ET: +25mm

111601025E

02565



Standard wheel chrome (each)
PCD: 5 x 205mm, Size: 5.5 x 15 inch, ET: +15mm

135601025E

22593



Wheel adapters VW 5x112 to VW 5x205 mm (Per Pair)
Thickness: 9.5mm

02596



Wheel adapters VW 5x205 to Chevrolet 5x120.6 mm (Per Pair)
Thickness: 26.55mm

02598



Wheel adapters VW 5x205 to 5x114.3 mm (Per Pair)
Thickness: 26.2mm

Group 601 : Wheels and accessories

02591



Wheel adapters VW 5x205 to Porsche 5x130 mm (Per Pair)
Thickness: 26.5mm

02594



Wheel adapters VW 5x205 to 4x130 mm (Per Pair)
Thickness: 26.5mm

21121



Wheel nut conversion tool:
10-star to 17 mm socket

02595



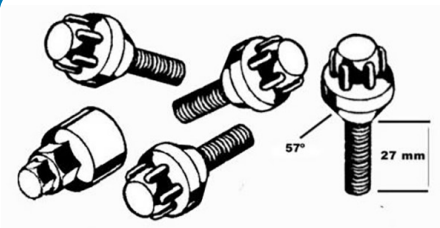
Wheel rings Stainless steel (4 pieces)
15 inch

22595



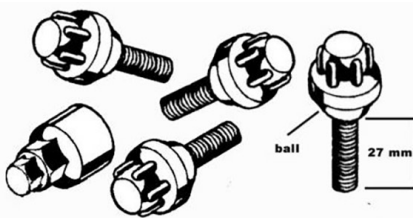
Wheel rings Stainless steel (4 pieces)
14 inch

02479



Wheel locks for bolts with 57° collar (4 pieces)
M14 X 1.5

02583



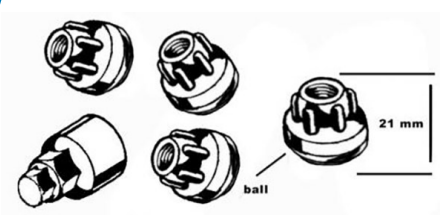
Wheel locks for bolts with convex collar (4 pieces)
M14 X 1.5

04520



Wheel locks for nuts with 57° collar (4 pieces)
M14 X 1.5

02478



Wheel locks for nuts with convex collar (4 pieces)
M14 X 1.5

Group 601 : Wheels and accessories

02573



Chrome-plated screw on valve stem (each)
Mounting hole: 11.5mm,
Height: 20mm

02590



Chrome-plated stock valve stem (each)
Mounting hole: 11.5mm,
Height: 43mm

02589



Chromed wheel bolt caps per
(20 pieces)

02587



Chrome wheel nut and stud kit
with flat washer (4 pieces)

04041



White Wall tire insert 2.5 cm
black/2.5 cm white (4 pieces)
15 inch wheels

04042



White Wall tire insert 2.5 cm
black/2.5 cm white (4 pieces)
16 inch wheels

22527



White Wall tire insert 2.5 cm
black/2.5 cm white (4 pieces)
14 inch wheels

02539



White Wall tire inserts 4.5 cm
(4 pieces)
15 inch wheels

03403



White Wall tire inserts 4.5 cm
(4 pieces)
16 inch wheels

Group 601 : Wheels and accessories

22539



White Wall tire inserts 4.5 cm
(4 pieces)
14 inch wheels

04040



White Wall tire inserts 7.5 cm
(4 pieces)
15 inch wheels

22488



White Walls including
stainless steel rims (4 pieces)
Bus 1963 (VIN 1 219 511) and
later, Thing 1971 (VIN 181
2617 370) and later

22489



White Wall mounting clips (6
pieces)
replacement for the Paruzzi
#2488 and #22488

02492



Wheel bolts black oxide
(stock bolt) (4 pieces)
Thread size: M14 X 1.5, Total
length: 39mm, Thread length:
19mm, Wrench size: 19mm,
Collar: ball

251601139

02486



Wheel bolts galvanized (4
pieces)
Thread size: M14 X 1.5, Total
length: 53mm, Thread length:
32mm, Wrench size: 17mm,
Collar: ball

02555



Wheel bolts galvanized (4
pieces)
Thread size: M14 X 1.5, Total
length: 48mm, Thread length:
25mm, Wrench size: 17mm,
Collar: 60°

02556



Wheel bolts chromed (4
pieces)
Thread size: M14 X 1.5, Total
length: 64mm, Thread length:
38mm, Wrench size: 17mm,
Collar: 60°

02582



Wheel bolts chromed (4
pieces)
Thread size: M14 X 1.5, Total
length: 45mm, Thread length:
20mm, Wrench size: 22mm,
Collar: ball

Group 601 : Wheels and accessories

02559



Lug nut cover caps black (20 pieces)
original used on VW sport wheels for Beetle 5/1972 and later, Karmann Ghia 5/1972 and later, Type 3 1971 (VIN 313 2034 476) and later, Vanagon/T25 Syncro

111601173• 000071480

02602



Hubcap chrome original (each)
Beetle 1949 until 7.1965, Karmann Ghia until 7.1965, Bus until 7.1970, Thing

113601151

02501



Hubcap chrome Wolfsburg (each)
Beetle until 7.1965, Karmann Ghia until 7.1965, Bus until 7.1970, Thing

22515



Hubcap in black primer (each)
Beetle & Karmann Ghia 8.1966 and later, Type 3 8.1965 and later, Bus 8.1970 and later

251601151

02603



Hubcap raw (each)
Beetle until 7.1965, Karmann Ghia until 7.1965, Bus until 7.1970, Thing

111601151

22514



Hubcap chromed (each)
Beetle & Karmann Ghia 8.1966 and later, Type 3 8.1965 and later, Bus 8.1970 and later

251601151A

22544



Wheel studs (press mounting) steel (5 pieces)
Thread size: M14 X 1.5, Length: 47mm

22545



Wheel studs (press mounting) steel (5 pieces)
Thread size: M14 X 1.5, Length: 56mm

02544



Wheel studs galvanized (4 pieces)
Thread size: M14 X 1.5 (both sides), Total length: 38mm, Rotor side length: 10mm, Wheel side length: 28mm, Hex key: 5.5mm



Group 601 : Wheels and accessories

 22605



Wheel nuts galvanized steel
(4 pieces)
Thread size: M14 X 1.5,
Length: 31mm, Diameter:
19.5mm, Collar: 60°, Wrench
Paruzzi #21121

 02585



Wheel nuts steel phosphated
(stock nut) (4 pieces)
Thread size: M14 X 1.5,
Length: 20mm, Wrench size:
19mm, Collar: ball

 04517



Wheel nuts galvanized steel
(4 pieces)
Thread size: M14 X 1.5,
Length: 33mm, Wrench size:
19mm, Collar: 60°

N0201121

 02470



Wheel nuts chromed steel (4
pieces)
Thread size: 7/16` x 20,
Length: 35mm, Wrench size:
21mm, Collar: 60°

 02599



Wheel nuts chromed steel (4
pieces)
Thread size: 1/2` x 20,
Length: 35mm, Wrench size:
21mm, Collar: 60°

 02605



Wheel nuts chromed steel (4
pieces)
Thread size: M14 X 1.5,
Length: 34mm, Wrench size:
19mm, Collar: ball

 02604



Wheel nuts black anodized
aluminum (4 pieces)
Thread size: M14 X 1.5,
Length: 32mm, Wrench size:
19mm, Collar: ball

Group 609 : Brake shoes, Cables, Backing plates

609

Brake shoes,
Cables, Backing
plates

21133



Handbrake push bar left
Bus 4.1955 until 7.1971

211609631B

21137



Handbrake push bar left
Bus 1.1973 until 7.1979

211609631D

21138



Handbrake push bar right
Bus 1.1973 until 7.1979

211609632D

01137



Handbrake lever pin (Per Pair)
Beetle (except for vehicles
with self-adjusting brakes),
Karmann Ghia, Bus until 7.1979
(except for vehicles with self-
adjusting brakes), Type 3, Thing

211609601B

01245



Handbrake lever arm pin
secure clips (Per Pair)
Beetle, Karmann Ghia, Bus
until 7.1979, Type 3, Thing

211609619

20924



Handbrake cable (each)
Bus 8.1971 until 7.1979

211609701T

20925



Handbrake cable (each)
Bus with power brakes
8.1969 until 7.1971

211609701P

20926



Handbrake cable (each)
Bus 8.1967 until 1968 (VIN
298 104 707)

211609701H



Group 609 : Brake shoes, Cables, Backing plates

 20951



Handbrake cable (each)
Bus without power brakes
1968 (VIN 218 104 708) until
7.1971

211609701L

 29938



Rear brake backing plate left
Bus 8.1970 until 7.1979

211609425L

 29950



Rear brake backing plate left
Bus 8.1967 until 7.1970

211609439D

 29948



Front brake backing plate left
Bus 8.1967 until 7.1970

211609139C

 29937



Rear brake backing plate
right
Bus 8.1970 until 7.1979

211609426L

 29951



Rear brake backing plate
right
Bus 8.1967 until 7.1970

211609440D

 29949



Front brake backing plate
right
Bus 8.1967 until 7.1970

211609140C

 21142



Brake shoe adjusting screw (4
pieces)
Bus 3.1955 until 7.1979
(except for vehicles with self-
adjusting brakes), Thing until
12.1972 rear only

211609209A

 01141



Brake shoe adjusting nut leaf spring
(Per Pair)
Beetle VW 1200, 1300, 1500 front and
rear side, 1302 and 1303 rear side,
Karmann Ghia front and rear side, Bus
8.1963 until 7.1970 rear side, Type 3
until 7.1963 rear side, Thing all years
front side and 3.1973 and later rear side

211609185A

Group 609 : Brake shoes, Cables, Backing plates

21141



Brake shoe adjusting nut leaf spring (Per Pair)
Bus 8.1970 until 7.1979

211609485B

21140



Brake shoe adjusting nut leaf spring front side (4 pieces)
Bus 8.1963 until 7.1970

211609185C

01143



Brake shoe adjusting nuts (4 pieces)
Beetle, Karmann Ghia, Bus until 7.1979, Type 3, Thing

113609205A

01295



Brake shoe inspection plugs (16 pieces)
Beetle front side 8.1967 and later, rear side VW 1300, VW 1500, 1302 and 1303 8.1966 and later, VW 1200 1967 (VIN 118 328 506) and later, Karmann Ghia front side 8.1967 and later, rear side 8.1966 and later, Bus rear side 8.1973 and later, Type 3 rear side 8.1965 and later, Thing front and rear side

113609163

71143



Brake shoe bearing block insert (Per Pair)
Bus 8.1973 until 7.1979 (for vehicles with self-adjusting brakes), Vanagon/T25 all models and years

251609209

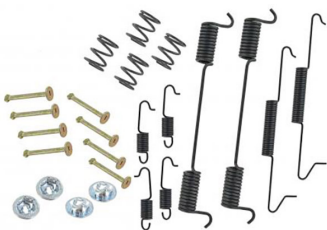
01222



Brake shoe mounting kit
Beetle front 8.1964 and later, rear VW1300, VW1500, 1302 and 1303 8.1967 and later, VW1200 1967 (VIN 118 328 506) and later, Karmann Ghia front 8.1964 and later, rear 8.1967 and later, Bus front and rear 8.1963 until 7.1967, rear 8.1967 until 7.1970, Type 3 front and rear 1963 (VIN 76 300) and later, Thing front and rear

311609579• 171609579B• 211609279• 113609289• 251609289• 113609283• 251609283


21250



Brake shoe mounting kit rear, including tension springs
Bus 8.1967 until 7.1970

211609301B• 211609313A• 251609313A• 211609309A• 113609289• 251609289• 113609283• 251609283• 211609279• 211609279A• 251609279

21231



Brake shoe mounting kit including tension springs
Bus with self-adjusting brakes 8.1973 until 7.1979

211609301C• 251609309• 211609309A• 113609859• 113609283• 251609283• 113609289• 251609289• 211609819• N122282• N0122283• 211609279A• 251609279

21232



Brake shoe mounting kit including tension springs
Bus 8.1970 until 7.1979 (except for vehicles with self-adjusting brakes)

211609301B• 251609309• 211609309A• 211609619• 211609279A• 251609279• 113609283• 251609283• 113609289• 251609289• N122282• N0122283



Group 609 : Brake shoes, Cables, Backing plates

 21248



Brake shoe mounting kit
front, including tension
springs
Bus 8.1963 and later

211609301B • 113609279C • 113609283 •
251609283 • 113609289 • 251609289

 21236



Brake shoe set rear
Bus 8.1971 until 12.1972

211609533B

 21237



Brake shoe set rear
Bus 8.1963 until 7.1970

211609537E • 211609537C

 21239



Brake shoe set rear
Bus 8.1970 until 7.1971

211609537J

 21240



Brake shoe set rear A-quality
Bus 1.1973 until 7.1979

211698537N

 21238



Brake shoe set rear B-quality
Bus 1.1973 until 7.1979

211698537N

 21235



Brake shoe set front
Bus 8.1963 until 7.1970

211609237D

Group 611 : Wheel cylinders, Brake lines

611

Wheel cylinders, Brake lines

 04846



Sealing rings M6 (6 pieces)
Inner diameter: 6mm, Outer diameter: 10mm, Thickness: 1mm, Material: copper

N138042 • N0138042

 03229



Bleeder valve caps (4 pieces)

211611483

 03723



Cabin floor or B-pillar plugs
(2 pieces)

Cabin floor drain plug above the brake booster, Bus 8.1967 until 7.1972, B-pillar bottom plug, Vanagon/T25

211611849

 01255



Grommets (4 pieces)

Beetle brake line all and fuel line 1200cc 1976 (D 1371 481) until 12.1977, Karmann Ghia brake line, Bus until 7.1979 brake line and gas heater, Vanagon/T25 brake booster pipe 8.1985 and later, Type 3 brake line, Thing brake line until 2.1973

211611751

 21134



Handbrake push bar right
Bus 4.1955 until 7.1971

211609631B

 21206



Master brake cylinder
Bus 8.1969 until 7.1970
without power brakes

211611021T

 21207



Master brake cylinder
Bus 8.1970 until 7.1979
without power brakes

211611021AE

 21209



Master brake cylinder
A-quality
Bus 8.1967 until 7.1969
without power brakes LHD

211611021Q

Group 611 : Wheel cylinders, Brake lines

21219



Master brake cylinder
A-quality
Bus 8.1970 until 7.1979 with
power brakes LHD

211611021AA

21202



Master brake cylinder
B-quality
Bus 8.1967 until 7.1969
without power brakes LHD

211611021Q

21208



Master brake cylinder
B-quality
Bus 8.1970 until 7.1979 with
power brakes LHD

211611021AA

04254



Master cylinder blanking
plug (each)
M10 x 1

214611225

01296



Hydraulic park lock

01257



Copper brake line Ø 5 mm (5
meter)

21229



Brake bleeder valve M10 x 37
(Per Pair)
Bus drum brakes front 4.1955
and later, Type 3 drum brakes
front

211611475A • 443616789

01229



Brake bleeder valve M6 x 28 (4
pieces)
Beetle 10.1957 and later (drum
brakes front and rear), Karmann
Ghia 10.1957 and later (drum brakes
front and rear), Bus 4.1955 and later
rear, Type 3 rear, Thing front and rear

211611477A

21203



Power brake servo
Bus until 1974 (VIN 294 2110
465)

211611905

Group 611 : Wheel cylinders, Brake lines

21212



Power brake servo
Bus 1974 (214 2110 466) until
7.1979

211612103

21199



Brake booster aeration
connection with boot
Bus until 7.1979

21210



Power brake servo push rod
Bus until 7.1979

211721291A

01298



Hydraulic steering brake

21282



Brake line grommets rear (Per
Pair)
Bus 8.1967 until 7.1979

211611743

21298



Brake line clip for two lines
(Per Pair)
Bus 8.1967 and later

281611767 • 211611767

01258



Brake line fittings (4 pieces)
Thread size: M10 X 1.0, Inner
size: 5.15mm, Wrench size:
11mm

113611731 • 1J0611731

01247



Brake line T-piece
Thread size: M10 X 1.0,
Mounting hole: 7mm,
Length: 30mm, Width: 30mm

113611755 • 803611755

05247




Brake line connector
repair connector Beetle,
Karmann Ghia, Bus until
7.1979, Type 3, Thing, stock
replacement and repair
connector Vanagon/T25

411611789



Group 611 : Wheel cylinders, Brake lines


21292



Brake line kit (10-part)
Bus 8.1970 until 7.1971 LHD

211611741K(311611741•211611741M)•
211611781D(211611782D•191611994E)•
211611764D(191611994B)•211611724H(211611723H)•
211611711A•211611761•211611735(211611736)•


21293



Brake line kit (10-part)
Bus 8.1971 until 7.1972 LHD

211611741M(211611741K•311611741)•211611764E(211611764F•
113611711C)•211611781D(211611782D•191611994E)•
211611724H(211611723H)•211611711A•211611761•
211611735(211611736)


21294



Brake line kit (10-part)
Bus 8.1972 until 1972 (VIN
293 2044 831) LHD

211611741M(211611741K•311611741)•211611764E(211611764F•
113611711C)•211611781D(211611782D•191611994E)•
211611724H(211611723H)•211611711A•211611761•
211611735A(211611736A)


21295



Brake line kit (10-part)
Bus 1972 (VIN 213 2044 832)
until 7.1979 LHD

211611764F(211611764E•113611711C)•
211611781D(211611782D•191611994E)•
211611724H(211611723H)•211611711A•211611761•
211611735A(211611736A)•211611741L•


21290



Brake line kit (8-part)
Bus 8.1967 until 7.1969 LHD

211611763•211611723A•211611723D•211611505B•
211611506B•211611505•211611506•211611741E•
211611741J•211611781D•211611782D•191611994E•
211611724D•211611764D•191611994B•

21291



Brake line kit (9-part)
Bus 8.1969 until 7.1970 LHD

211611505B•211611506B•211611505•211611506•
211611741E•211611741J•211611781D•211611782D•
191611994E•211611764D•191611994B•111611724H•
211611723H•211611711A

01263



Brake hose (each)
Beetle 1302 and 1303 front
side, Bus front side 8.1970
and later

113611775B•281611775B

01265



Brake hose (each)
Beetle rear side swing axle,
Karmann Ghia rear side swing
axle, Bus rear side until 7.1967
and rear side right 8.1967 until
7.1979, Type 3 rear side swing
axle, Thing rear side swing axle

113611775•211611775B

21263



Brake hose (each)
Bus front side 8.1967 until
7.1970

211611703

Group 611 : Wheel cylinders, Brake lines

21265



Brake hose (each)
Bus rear side left 8.1967 until
7.1979

211611775C

01269



Brake hose retainers (6
pieces)
Beetle, Karmann Ghia, Bus
until 7.1979, Type 3, Thing

113611715A

50100



Brake fluid DOT 3 (1 liter)
stock applications

50105



Brake fluid DOT 4 (1 liter)
heavy duty applications

B000700A3• B000200

21242



Brake fluid reservoir
Bus 8.1972 until 7.1979 (with
power brakes)

211611313K

21253



Brake fluid reservoir
Bus 8.1968 until 7.1972
(without power brakes)

211611313G

21257



Brake fluid reservoir
Bus until 7.1972 (with power
brakes)

211611313H

21260



Brake fluid reservoir
Bus 8.1972 and later (without
power brakes)

211611313J

04252



Cap brake fluid reservoir
Beetle 1966 (VIN 116 872
032) and later, Karmann Ghia
1966 (VIN 146 872 032) and
later, Bus 8.1967 until 7.1979,
Type 3 8.1964 and later, Thing

111611349



Group 611 : Wheel cylinders, Brake lines

04200



Brake fluid plastic feed pipe or reservoir grommet
Beetle and Karmann Ghia single brakes 8.1966 until 7.1969, dual brakes 1967 (VIN 117 626 506) until 7.1971, Bus 8.1966 until 7.1979, Type 3 with disc brakes until 7.1971, 8.1971 and later only front side, Thing all

211611817A • 311611817

21258



Brake fluid fill reservoir
Bus 8.1968 until 7.1972

211611309

21274



Brake fluid fill reservoir
Bus 8.1972 until 7.1979

211611309B

24258



Brake fluid fill reservoir
Bus 8.1967 until 7.1968

211611313E

21674



Brake fluid fill reservoir foam pad
Bus 8.1972 until 7.1979

211611335

21268



Rubber sealing sleeve (Per Pair)
Bus 8.1973 and later power brakes, Bus 1983 and later (VIN 2--D-114613) fuel tank breather pipe

211611833D

21267



Grommet between filler & brake reservoir tube (Per Pair)
Bus 8.1968 until 7.1979


211611833C

09955



Stainless steel brake hose (each)
Beetle rear side swing axle, Karmann Ghia rear side swing axle, Bus rear side until 7.1967 and rear side right 8.1967 until 7.1979, Type 3 rear side swing axle, Thing rear side swing axle

09956



Stainless steel brake hose (each)
Beetle 1302 and 1303 front side, Bus front side 8.1970 and later

Group 611 : Wheel cylinders, Brake lines

24203



Dust cap master brake cylinder
Bus 1966 (VIN 217 072 466)
until 7.1979 LHD (RHD 8.1967
until 7.1979)

21161195C


21200



Vacuum non return valve
Beetle for carburetor vacuum
system Mexican 1600cc engine
1978 (VIN 118 2034 064) until
1981 (VIN 11-B-118 758), Bus for
power brakes 8.1967 and later

191611933- 251611929G


21269



Brake fluid reservoir to refill
bottle filler hose
Bus without power brakes
8.1972 until 7.1979

211611805G

23269



Brake fluid reservoir to refill
bottle filler hose
Bus 8.1967 until 7.1972 (LHD)

211611805E

21228



Wheel brake cylinder rear
side (each)
Bus 8.1971 until 7.1979

211611047D

21226



Wheel brake cylinder rear
side A-quality (each)
Bus 4.1955 until 7.1971, Thing
until 2.1973 *

211611047C

21227



Wheel brake cylinder rear
side B-quality (each)
Bus 4.1955 until 7.1971, Thing
until 2.1973 *

211611047C

21517



Wheel brake cylinder left
front A-quality (each)
Bus 8.1963 until 7.1970

211611069C

21215



Wheel brake cylinder left
front B-quality (each)
Bus 8.1963 until 7.1970

211611069C



Group 611 : Wheel cylinders, Brake lines

 21518



Wheel brake cylinder right front A-quality (each)
Bus 8.1963 until 7.1970

211611070C

 21216



Wheel brake cylinder right front B-quality (each)
Bus 8.1963 until 7.1970

211611070C

 01229



Brake bleeder valve M6 x 28 (4 pieces)
Beetle 10.1957 and later (drum brakes front and rear), Karmann Ghia 10.1957 and later (drum brakes front and rear), Bus 4.1955 and later rear, Type 3 rear, Thing front and rear

211611477A

 01228



Brake bleeder valve M7 x 30 (4 pieces)
Beetle disc brakes, Karmann Ghia disc brakes, Bus disc brakes, Type 3 disc brakes

113615273A • 311615273 • 113615273

 21254



Brake pad mounting kit
Bus until 7.1972

211698911

 21255



Brake pad mounting kit for Ate calipers
Bus 8.1972 until 6.1986 (VIN 2--G-120 000)

211615269A • 211615261A

 21256



Brake pad mounting kit for Girling calipers
Bus 8.1972 until 6.1986 (VIN 2--G-120 000)

211615269B • 211615261B • 113615265

615 Disc brakes

Group 615 : Disc brakes

 21245



Brake pad set for Ate and Girling brake calipers
Bus 8.1972 until 6.1986 (VIN 2--G-120 000) except Syncro

251698151D • 251698151E

 21244



Brake pad set for Ate brake calipers
Bus until 7.1972

211698151F • 211698151G

 21277



Brake caliper (each)
Bus 8.1970 until 7.1972

211615107 • 211615108

 21279



Brake caliper adapter kit
convert Bus brake caliper
8.1972 until 1986 to fit 8.1970
until 7.1972

 03927



Brake caliper seals (Ate
calipers only) (Per Pair)
Beetle until 7.1972, Karmann
Ghia until 7.1972, Bus until
1986 (VIN 2--G-120 000), Type
3

311615277


 21251



Brake caliper left A-quality
Bus 8.1972 until 7.1979

251615107

 21275



Brake caliper left B-quality
Bus 8.1972 until 7.1979

211615107A

 21243



Brake caliper mounting bolts
upper side (Per Pair)
Bus 8.1972 until 6.1986 (VIN
2--G-120 000)

211615141A

 21241



Brake caliper mounting bolts
underside (Per Pair)
Bus 8.1972 until 6.1986 (VIN
2--G-120 000)

211615143A



Group 615 : Disc brakes


21252



Brake caliper right A-quality
Bus 8.1972 until 7.1979

251615108

21276



Brake caliper right B-quality
Bus 8.1972 until 7.1979

211615108A

21246



Brake caliper rebuild kit for
Ate calipers per side
Bus 8.1972 until 1986 (VIN 2--
G-120 000)

251698471

21249



Brake caliper rebuild kit for
Ate calipers per side
Bus until 7.1972

211698471

21270



Brake disc front side (each)
Bus 8.1972 until 7.1979

211615301B

21271



Brake disc front side (each)
Bus until 7.1972

211615301A

21272



Disc brake splash shield left
Bus until 7.1979 (necessary to
redrill mounting holes)

211405593• 211405593A

03291



Splash shield mounting kit
(12-part)
Beetle until 1993 (VIN 11-R-
054 481), Karmann Ghia, Bus
until 7.1979, Type 3

N102261• N0102262• N120131•
N0420011

21273



Disc brake splash shield right
Bus until 7.1979 (necessary to
redrill mounting holes)

211405594• 211405594A

Group 615 : Disc brakes

 23286



Disc brake kit front
Bus 8.1967 until 7.1970 LHD

 21388



Pistons for Ate brake calipers
(Per Pair)
Bus 8.1970 until 7.1972

211615155

 21389



Pistons for Ate brake calipers
(Per Pair)
Bus 8.1972 until 7.1988
(Syncro until VIN 2--J-105
000)

211615155A





Bumpers, Chassis, Hand & Foot controls

Group 7

Group 703 : Chassis, under floor panels

703

Chassis, under floor panels

 20696



Rear inner valance
Bus 8.1971 until 7.1979

211703491B

 26887



Rear valance bracket left (2-part)
Bus 8.1967 until 7.1971

211703591

 26888



Rear valance bracket right (2-part)
Bus 8.1967 until 7.1971

211703592

 20753



Rear side member repair section
Bus 8.1967 until 7.1979

211703201

 26864



Rear side member (repair section) left
Bus 8.1971 until 7.1979

211703479

 26865



Rear side member (repair section) right
Bus 8.1971 until 7.1979

211703480

 20874



Rear crossmember brace
Bus 8.1967 until 7.1969

211703475E

 26869



Rear crossmember brace
Bus 8.1969 until 7.1972

211703475G

Group 703 : Chassis, under floor panels

 28100



Rear crossmember brace
Bus 8.1972 until 7.1979

211703471N

 20860



Rear crossmember brace
overlap panel
Bus 8.1967 until 7.1979

211703471Q

 20682



Cover plate under pedal
cluster
Bus 8.1969 until 7.1979

211703611H• 211703611F

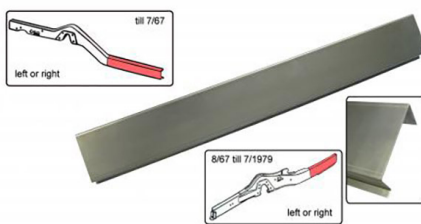
 26682



Cover plate under pedal
cluster
Bus 8.1967 until 7.1969 LHD

211703611C

 20843



Side member center repair
section (80 cm) (each)
Bus until 7.1979

211703203

 20857



Rear jacking point left
Bus 8.1967 until 7.1979

 20858



Rear jacking point right
Bus 8.1967 until 7.1979

 20750



Front jacking point left
Bus 8.1967 until 7.1979

 20751



Front jacking point right
Bus 8.1967 until 7.1979

Group 703 : Chassis, under floor panels

 20875



Left underfloor plate
Bus with sunroof including Westfalia campers 8.1972 until 7.1979, Bus with double cargo doors 8.1972 until 7.1979, Bus for 8 passengers (Microbus) 8.1972 until 7.1979

215703705G

 26975



Left underfloor plate
Bus with sunroof including Westfalia campers 8.1967 until 7.1972, Bus with double cargo doors 8.1967 until 7.1972, Bus for 8 passengers (Microbus) 8.1967 until 7.1972

215703705C

 20876



Right underfloor plate
Bus with sunroof including Westfalia campers 8.1972 until 7.1979, Bus with double cargo doors 8.1972 until 7.1979, Bus for 8 passengers (Microbus) 8.1972 until 7.1979

215703706G

 26976



Right underfloor plate
Bus with sunroof including Westfalia campers 8.1967 until 7.1972, Bus with double cargo doors 8.1967 until 7.1972, Bus for 8 passengers (Microbus) 8.1967 until 7.1972

215703706C

 20759



Rear outrigger left
Bus 8.1967 until 7.1976

211703133


 20760



Rear outrigger right
Bus 8.1967 until 7.1976

211703134

 20739



Front crossmember brace
Bus 8.1969 until 7.1972

211703391G


 20859



Front crossmember brace
Bus 8.1972 until 7.1979

211703389C

 26867



Front crossmember brace
Bus 8.1967 until 7.1969

211703391C



Group 703 : Chassis, under floor panels

20780



Front crossbar cover plate
Bus 8.1967 until 7.1972

211805257

22780



Front crossbar inner part
Bus Brasil Transporter Kombi
1997-2005, Germany 8.1972
until 7.1979 (with a small
modification of the outer
chassis beams)

2377035591

23780



Front crossbar inner part
Bus 8.1967 until 7.1972

211703071G

20013



Rear bumper (transport
paint)
Bus 8.1972 until 7.1979

211707311K

20011



Rear bumper chrome
Bus 8.1972 until 7.1979

221707311A

23708



Rear bumper splash guard
left
Bus 8.1967 until 7.1971

211707365D

23709



Rear bumper splash guard
right
Bus 8.1967 until 7.1971

211707366D

20030



Rear bumper rubber impact
strip
Bus 8.1972 until 7.1979

211707401

707 Bumpers (Beetle until 8.1974)

Group 707 : Bumpers (Beetle until 8.1974)

23014



Rear bumper painted white
Bus 8.1971 until 7.1972

211707311H

23013



Rear bumper painted black
Bus 8.1967 until 7.1971

211707311F

20040



Bumper bolt cover white (4 pieces)
Bus 8.1972 and later

2117071929D

20039



Bumper bolt plugs black (4 pieces)
Bus 8.1972 and later

2117071921BG

20008



Bumpers Stainless steel polished (Per Pair)
Bus 8.1967 until 7.1971

211707311F • 211707111B • 211707113 • 211707114

20009



Bumpers Stainless steel polished (Per Pair)
Bus 8.1972 until 7.1979

221707111 • 221707311A

20019



Bumper bracket rear left
Bus 8.1972 until 7.1979

211707335D

20026



Bumper bracket rear left
Bus 8.1967 until 7.1971

211707335C

20020



Bumper bracket rear right
Bus 8.1972 until 7.1979

211707336E



Group 707 : Bumpers (Beetle until 8.1974)

20027



Bumper bracket rear right
Bus 8.1967 until 7.1971

211707336A

20024



Bumper bracket front left
Bus 8.1967 until 7.1972

211707135E

20025



Bumper bracket front right
Bus 8.1967 until 7.1972

211707136H

29934



Cabin doorstep rubbers (Per Pair)
Bus 8.1967 until 7.1972

211707291 • 211707292

03086



Curved M8 spring washers
(10 pieces)
Inner diameter: 8.1mm, Outer diameter: 22mm, Thickness: 1mm, Material: black galvanized steel

131821150

00051



Chromed bumper, fog lights or stretcher bolts (6 pieces)
Beetle 8.1967 and later, Karmann Ghia, Bus 8.1973 and later, Type 3 8.1969 and later

113707191C

04052



Chromed stainless steel bumper or fog light bolts (Per Pair)
Beetle bumpers until 9.1952 and fog light 8.1974 until 1975, Bus bumpers front until 1958, front and rear 8.1967 until 7.1972 and rear 8.1972 until 7.1979, Type 3 bumpers 8.1969 and later

113707191

04051



Chromed stainless steel bumper, fog lights or stretcher bolts (6 pieces)
Beetle 8.1967 and later, Karmann Ghia, Bus 8.1973 and later, Type 3 8.1969 and later

113707191C

20768



Deformation panel behind the front bumper
Bus Mexico Kombi 1972 (VIN 213 2040 000) and later, Brasil Transporter Kombi 6.1996 and later, Germany 8.1972 until 7.1979 (with modification)

7X0807271 • 2378072711

Group 707 : Bumpers (Beetle until 8.1974)

20012



Front bumper (transport paint)
Bus 8.1972 until 7.1979

211707111J

20010



Front bumper chrome
Bus 8.1972 until 7.1979

221707111

23011



Front bumper corner left painted white
Bus 8.1967 until 7.1972

211707113

23012



Front bumper corner right painted white
Bus 8.1967 until 7.1972

211707114

23010



Front bumper mid section painted black
Bus 8.1967 until 7.1972

211707111B


20029



Front bumper rubber impact strip
Bus 8.1972 until 7.1979

211707201

20070



Front bumper end seals cloud white (Per Pair)
Bus 8.1967 until 7.1972

211707197

711

Heating flap cable, Selector mechanism, Brake lever

 20931



Rear heater cable left
Bus with Type-4 engine
8.1972 until 7.1979 LHD

211711629N

 20936



Rear heater cable left
Bus with Type-1 engine
8.1972 and later LHD

211711629M

 20932



Rear heater cable right
Bus with Type-4 engine
8.1972 until 7.1979 LHD

211711630N

 20937



Rear heater cable right
Bus with Type-1 engine
8.1972 and later LHD

211711630M

 00511



Aluminum T-handle shift knob
all models and years

 04515



Billet shift knob
all models and years

 20666



Indicator lights, switches
and dashboard instrument
lighting bulbs 12V (Per Pair)
Type: T5, Base: W2, Color:
clear, voltsage: 12V, Power:
1.2 Watt

N0177512• N177512

 27474



Handbrake cover
Bus 8.1967 until 7.1979

211711421

Group 711 : Heating flap cable, Selector mechanism, Brake lever

27473



Handbrake handle polished aluminum
Bus 8.1967 until 7.1979

211711341A

23720



Handbrake bearing pin
Bus 1.1953 until 7.1979



Handbrake pawl
Bus 8.1967 until 7.1979

211711321A

04708



Handbrake cable nuts (Per Pair)
Beetle 1964 (VIN 115 400 119) and later, Karmann Ghia 1964 (VIN 145 400 119) and later, Bus 8.1967 until 7.1971, Vanagon/T25, Type 3 1964 (VIN 315 144 906) and later, Thing

111711349

27471



Handbrake boot
Bus 5.1960 until 7.1979

211863341

23721



Handbrake guide bush
Bus 8.1967 until 7.1979

211711423

04265



Wooden shift knob with shift pattern
Beetle 8.1967 and later, Karmann Ghia 8.1967 and later, Type 3, Bus 8.1967 until 7.1979, Thing

05242



Classic shift knob black with shift pattern
Beetle 8.1967 and later, Karmann Ghia 8.1967 and later, Bus 8.1967 and later, Type 3, Thing

03909



Clutch cable, handbrake cable and roof turn signal light grommet (each)
Clutch cable Beetle, Karmann Ghia, Bus, Type 3 until 7.1967, Thing, Handbrake cable Bus 5.1960 until 7.1979, Roof turn signal lights Bus 8.1976 until 7.1979

211721365A • 111721365



Group 711 : Heating flap cable, Selector mechanism, Brake lever

09760



Rosewood shift knob with
FLAT 4 GT emblem
Beetle 1961 (VIN 4 289 952)
and later, Karmann Ghia 1961
(VIN 4 289 952) and later,
Bus 8.1967 and later, Type 3,
Thing

211711663

20945



Seal heater cable tube ends
(Per Pair)
Bus 8.1967 until 7.1979

20520



Stainless steel Classic Sport
quick shifter
Bus 8.1967 until 7.1979 (LHD)

01409



Shift coupler/shift selector
fork bolt M8 x 14 (each)
Beetle, Karmann Ghia, Bus
until 7.1979, Type 3, Thing

211711189A• 443711189A•
111711189


21418



Shift rod boot
Bus 8.1972 until 7.1979

21171115A

21412



Shift rod protective tube
Bus until 7.1971, 8.1971
until 7.1979 (shorten up to
1015mm)

211711195• 211711195C

21409



Shift rod bushing front
Bus 8.1973 until 7.1979

211711182

21408



Shift rod bushing kit (8-part)
Bus 1957 (VIN 306 726) until
7.1979

111701259A• 211711197• 211711185A•
211711185B• 211711179• 211711182•
171711166

01406



Shift coupler
Beetle standard models 1963 and
later (VIN 5 911 561), export models
1963 and later (VIN 115 247 529),
Karmann Ghia 1963 and later (VIN
5 911 561), Bus 8.1967 until 7.1979,
Type 3 8.1963 and later, Thing all
years

311798211• 311711239• 311711243•
111711189• 311711233• 311711211•
311711227• 311711235A

Group 711 : Heating flap cable, Selector mechanism, Brake lever

06406



Shift coupler rubber inserts (Per Pair)
Beetle standard models 1963 and later (VIN 5 911 561), export models 1963 and later (VIN 115 247 529), Karmann Ghia 1963 and later (VIN 5 911 561), Bus 8.1967 until 7.1979, Type 3 8.1963 and later, Thing all years

311711233

03806



Shift coupler Urethane
Beetle 1964 and later (export models 1963 and later), Karmann Ghia 1963 and later, Bus 8.1967 until 7.1979, Type 3 8.1963 and later, Thing

311798211

21406



Shift rod middle coupler
Bus 1961 (VIN 835 088) until 7.1979

211711169A

21404



Shift rod boot (each)
Bus 1957 (306 726) until 7.1979

211711183B • 211711167A

00510



Quick shift kit (only manual transmission)
Beetle, Bus until 7.1979, Karmann Ghia, Type 3, Thing

00960



Roll pin trunk id, heating and ventilation cables (Per Pair)
Beetle trunk lid 8.1972 and later, Karmann Ghia trunk lid 8.1970 and later, Bus middle heating cable 8.1967 until 7.1979, Type 3 fresh air cables until 7.1967

N0133302 • N133302

20509



Trigger shifter
Bus 1959 (VIN 501 707) until 7.1979

05525



Trigger shifter shift lever boot
Replacement for Trigger Shifter #507 and #20509

00525



Trigger shifter replacement boot
Replacement for Trigger Shifter #507 and #20509



Group 711 : Heating flap cable, Selector mechanism, Brake lever

 20512



Gearshift lever
manual transmission Bus
8.1967 until 7.1979 (LHD)

211711121E• 211711121F•
2377111211

 00514



Gearshift lever stop plate
(manual transmissions)
Beetle, Bus until 7.1979,
Karmann Ghia, Thing

111711149

 00964



Shift knob with EMPI emblem
black vinyl
all models and years

 00265



Shift knob with shift pattern
black vinyl
all models with 4 speed
transmission

 00540



Shift knob black
Beetle 8.1967 and later,
Karmann Ghia 8.1967 and
later, Bus 8.1967 until 7.1979,
Thing

141711141D

 05352



Shift knob black with
Wolfsburg emblem
Beetle 8.1967 and later,
Karmann Ghia 8.1967 and
later, Bus 8.1967 and later,
Type 3, Thing

 00701



Shift lever boot for vehicles
with a manual transmission
black
Beetle 8.1960 and later,
Karmann Ghia 8.1960 and
later, Bus until 7.1979, Thing

111711115A• 111711115A043

 20511



Shifter extender stainless
steel
Bus 8.1967 and later

 20528



Shifter lock
manual transmission Bus
until 1974 (VIN 214 2110 466)

211016051

Group 711 : Heating flap cable, Selector mechanism, Brake lever

 00529



Shifter lock boot black
shifter lock #00500, #00528
and #20528

141711115

 20938



Heater cable
Bus LHD 8.1967 until 1968
(VIN 299 060 788) right, RHD
8.1967 until 7.1971 left and
right

211711630A

 20930



Heater cable left
Bus 8.1967 until 7.1971 LHD

211711629F

 20934



Heater cable left
Bus with Type-4 engine
8.1971 until 7.1972 LHD

211711629L

 20940



Heater cable left
Bus with Type-1 engine
8.1971 until 7.1972 LHD

211711629K

 01086



Heater cable mounting kit
(each)
Beetle, Karmann Ghia, Bus
with aircooled engine, Type
3, Thing civil

111298101A

 20933



Heater cable right
Bus 1968 (VIN 219 060 789)
until 7.1971 LHD

211711630C

 20935



Heater cable right
Bus with Type-4 engine
8.1971 until 7.1972 LHD

211711630L

 20941



Heater cable right
Bus with Type-1 engine
8.1971 until 7.1972 LHD

211711630K



Group 711 : Heating flap cable, Selector mechanism, Brake lever

20949



Front heater cable
Bus 8.1972 until 7.1975 LHD

211711647A

04508



Wolfsburg Edition shift knob
all models and years

04509



Wolfsburg Edition piston
style shift knob
all models and years

721 Feet control system

03866



Retaining springs (4 pieces)
Cooling flaps Type-1 engines,
Accelerator pedal mechanism Beetle
8.1957 until 1966 (VIN 116 851 649),
Bus until 7.1972, Type-3 until 1964
(VIN 315 048 101), Heater and fresh
air cables and rods Bus 8.1967 until
7.1979

211259283

20911



Throttle inner cable
Bus 8.1967 until 1968 (VIN
219 060 788) LHD

211721555D

20912



Throttle inner cable
Bus with a Type-1 engine
1968 (VIN 219 060 789) until
7.1972 LHD

211721555G

20913



Throttle inner cable
Bus with a Type-4 engine
until 7.1972 LHD

211721555J

20914



Throttle inner cable
Bus 8.1967 until 7.1969 RHD

214721555B

Group 721 : Feet control system

 20915



Throttle inner cable
Bus with a Type-1 engine
8.1972 until 7.1979 LHD

211721555R


 20916



Throttle inner cable
Bus with a Type-1 engine
8.1969 until 7.1972 RHD

214721555D

 20918



Throttle inner cable
Bus with a Type-4 carburetor
engine 8.1972 until 7.1979
LHD

211721555T

 20919



Throttle inner cable
Bus with a Type-4 injection
engine until 7.1979 LHD

211721555AA

 20920



Throttle inner cable
Bus with a Type-1 engine
8.1972 until 1976 (VIN 296
2100 000) RHD

214721555P

 20921



Throttle inner cable
Bus with a Type-1 engine
1976 (VIN 216 2100 001) until
7.1979 RHD

214721555AC

 20922



Throttle inner cable
Bus with a Type-4 engine
8.1972 and later 1976 (VIN
296 2100 000) RHD

214721555M

 20927



Throttle inner cable
Bus with a Type-4 engine
1976 (VIN 216 2100 001) until
7.1979 RHD

214721555AD

 26275



Accelerator pedal
Bus 8.1972 until 7.1979 (with
manual transmission) LHD,
8.1972 until 7.1975 (with
automatic transmission) LHD,
8.1972 until 1976 (VIN 296 2100
000) RHD

211721507A

Group 721 : Feet control system

26276



Accelerator pedal
Bus 3.1955 until 7.1967 (LHD),
8.1967 until 7.1972 (LHD/
RHD)

211721603

20260



Accelerator pedal pushrod
boot
Bus until 7.1972

211721621

23475



Accelerator repair kit
Bus 8.1967 until 7.1972 (LHD)

211721609• 211721631A•
211259283• N120561

22375



Accelerator pedal hinge axle
Bus until 7.1979

211721629

22374



Accelerator pedal hinge
bracket
Bus 4.1955 until 7.1979

211721613

22373



Accelerator pedal spring
Bus 8.1972 until 7.1979

211721549A

26277



Accelerator pedal spring
Bus 4.1955 until 7.1972

211721619

20900



Clutch inner cable
Bus 8.1967 until 7.1971 LHD

211721335E

20904



Clutch inner cable
Bus 8.1971 until 7.1972 LHD
and RHD

211721335G

Group 721 : Feet control system

20905



Clutch inner cable
Bus 8.1972 until 7.1979 LHD
and RHD

211721335J

20906



Clutch cable
Bus 8.1969 until 7.1971 RHD

214721335E

20907



Clutch inner cable
Bus 8.1967 until 7.1969 RHD

214721335D

26904



Clutch inner cable
Bus Kombi (Mexico) 1972
(VIN 2-3 2040 000) until 1987
(VIN 2--H-105 066)

211721335H

00906



Clutch cable guide (outer cable)
Beetle VW 1200 and VW 1300 8.1971
until 1973 (VIN 114 2398 010), 1302
and 1303 8.1971 until 1973 (VIN 134
2440 444), Karmann Ghia 8.1971 until
1973 (VIN 144 2398 010), Bus 8.1967
until 7.1979, Thing 8.1971 until 1.1974

111721361B• 211721361D

20954



Clutch cable lever
Bus 8.1967 until 7.1969 LHD
and RHD, 8.1969 until 7.1971
LHD

211721374A

20955



Clutch cable lever
Bus 8.1971 until 7.1979

211721374B

00907



Clutch cable wing nut
Beetle 1965 (VIN 115 685 587)
and later, Karmann Ghia 1965
(VIN 145 685 587) and later, Bus
1965 (VIN 215 134 683) until
12.1982, Type 3 1965 (VIN 315
158 980) and later, Thing

131721349

03909



Clutch cable, handbrake cable and
roof turn signal light grommet (each)
Clutch cable Beetle, Karmann Ghia,
Bus, Type 3 until 7.1967, Thing,
Handbrake cable Bus 5.1960 until
7.1979, Roof turn signal lights Bus
8.1976 until 7.1979

211721365A• 111721365



Group 721 : Feet control system

20908



Clutch cable bracket
Bus until 7.1969 LHD and
RHD, 8.1969 until 7.1971 LHD

211721351

20909



Clutch cable bracket
Bus 8.1969 until 7.1971 RHD,
8/1971 until 7.1979 LHD

211721351A


20256



Pedal pads brake and clutch
(Per Pair)
Bus 8.1967 until 7.1979

211721173

26282



Brake and clutch pedal
sealing pads (Per Pair)
Bus 1959 (VIN 501 707) until
7.1979

211721383B

20261



Brake and clutch pedal
sealing sleeves (Per Pair)
Bus 1959 (VIN 501 707) until
7.1979

211721387

21210



Power brake servo push rod
Bus until 7.1979

211721291A

26280



Brake pedal stop
Bus with power brakes
8.1967 until 7.1979 LHD

211721357

26279



Rubber stop for clutch pedal
Bus 08.1967 until 07.1979

211721381

00916



Universal throttle inner cable
kit
Beetle with carburetor
engine, Karmann Ghia, Bus
until 7.1969, Type 3, Thing



Bodywork, Interior

Group 8




Group 800 : Repair panels

800


Repair panels

 00899



Universal panel 1000 x 500 x
0.8 mm

 04899



Universal panel 1000 x 500 x
1.25 mm

801

Floor repair panel

 20688



Rear bench belt mounting
location repair panel left
Bus 8.1967 until 7.1979

 20689



Rear bench belt mounting
location repair panel right
Bus 8.1967 until 7.1979

 20775



Inner sill left
Bus 8.1967 until 7.1979

 20776



Inner sill right
Bus 8.1967 until 7.1979

 20686



Front inner wheel repair
panel left
Bus 8.1967 until 7.1979

211801391C • 211801391A

211801392C • 211801392B

211801329

Group 801 : Floor repair panel

20687



Front inner wheel repair panel right
Bus 8.1967 until 7.1979

211801330

20788



Cabin seat belt mounting location repair panel left
Bus 8.1967 until 7.1979

20789



Cabin seat belt mounting location repair panel right
Bus 8.1967 until 7.1979

26775



Sill strengthener left
Bus 8.1967 until 7.1979 LHD

211801271B

20777



Bulkhead repair (inner wheel housing behind front wheel)
left
Bus 8.1967 until 7.1979

221801325A

20778



Bulkhead repairpanel (inner wheel housing front wheel)
right
Bus 8.1967 until 7.1979

221801326A

20752



Jacking point outrigger front left or right (each)
Bus 8.1967 until 7.1979


20813



Cargo floor repair panel ribbed 150x37 cm
Bus 3.1950 until 7.1979 (excluding Pickup)

211801403LR

23864



Cargo floor angled repair section between the tubs
Bus until 7.1979



Group 801 : Floor repair panel

 23850



Cargo floor pan left A-quality
Bus 8.1967 until 7.1979

211801403Q

 20850



Cargo floor pan left B-quality
Bus 8.1967 until 7.1979

211801403Q

 23851



Cargo floor pan right
A-quality
Bus 8.1967 until 7.1979

211801404Q


 20851



Cargo floor pan right
B-quality
Bus 8.1967 until 7.1979

211801404Q

 20839



Centre cross member under
the cargo floor (H-profile)
(each)
Bus 4.1955 until 7.1979

211801381C


 26704



Centre cross member under
the cargo floor (U-profile)
(each)
Bus 4.1955 until 7.1971 and
1973 (VIN 213 2172 577) until
7.1979

211801361D

 23783



Engine compartment plate
left side
Bus 8.1971 until 7.1979

211801557G

 23784



Engine compartment plate
right side
Bus 8.1971 until 7.1979

211801558G

 20878



Front repair panel rear wheel
arch left
Bus until 7.1979

Group 801 : Floor repair panel

20879



Front repair panel rear wheel arch right
Bus until 7.1979

20867



Cargo floor repair section
Bus 8.1952 until 7.1979
Pickup (150x37 cm)


03767



Rubber stops (8 mm) on several places used (Per Pair)
Beetle, Karmann Ghia, Type 3,
Bus until 7.1979, Thing

N0200223 • N200021 • N200223

20787



Sliding door guide right (lower section)
Bus 8.1967 until 7.1979

211801672D

20757



Rear outrigger for jacking point left
Bus 8.1967 until 7.1979

20758



Rear outrigger for jacking point right
Bus 8.1967 until 7.1979

24945



Seat runners
Bus 1969 (VIN 211 2076 671)
until 7.1976 LHD

211801343B • 211801344C

23693



Cab floor complete
Bus Mexico Kombi 1972 and later, Brasil Transporter Kombi 1997 and later, Germany 8.1972 until 7.1979 (only with modification)

237801511 • 237801512

26693



Cab floor complete
Bus 8.1967 until 7.1972 (LHD)

211801051K



Group 801 : Floor repair panel

 20723



Cab floor repair panel left
Bus 8.1967 until 7.1972 LHD

 20791



Cab floor repair panel left
Bus 8.1972 until 7.1979 (LHD)

 20724




Cab floor repair panel right
Bus 8.1967 until 7.1972 LHD

 20792



Cab floor repair panel right
Bus 8.1972 until 7.1979 (LHD)

 20873



Front cross member under
the cargo floor
Bus 4.1955 until 7.1979

 26891



Front wheel housing left
Bus 8.1967 until 7.1979

211801351A

211801325G• 211801325J• 211801325H•
211801325P• 214801325B• 214801325J•
214801325D

 26892



Front wheel housing right
Bus 8.1967 until 7.1979

211801326J• 211801326H•
211801326P• 214801326J• 214801326D

Group 805 : Front section

805

Front section

 26810



Corner panel deformation
panel to A-pillar left
Bus 8.1973 until 7.1979

211805267

 26849



Corner panel deformation
panel to A-pillar left
Bus 8.1972 until 7.1973

211805267E

 26811



Corner panel deformation
panel to A-pillar right
Bus 8.1973 until 7.1979

211805268

 26850



Corner panel deformation
panel to A-pillar right
Bus 8.1972 until 7.1973

211805268E

 04549



Dashboard radio cover
Beetle all models 8.1957 until
7.1967 and VW1200, VW1300,
VW1500 and 1302 8.1967 and
later, Karmann Ghia 8.1965 until
7.1966, Bus 8.1966 until 7.1967

111857233A

 20797



Lower front panel
Bus 8.1967 until 7.1972

 20796



Front plate
Bus 8.1967 until 7.1972

 00182



Headlight housing left
Beetle 8.1967 and later, Bus
8.1967 until 7.1979 (with
modification), Type 3, Thing

311821121B

Group 805 : Front section

 00183



Headlight housing right
Beetle 8.1967 and later, Bus
8.1967 until 7.1979 (with
modification), Type 3, Thing

311821122B

 20849



Loading bed front panel
Bus until 7.1967 * all models
Pickup

261805431C• 261805431B•
261805431F

 70418



Screw with cover edge (10
pieces)
various applications for,
Beetle, Bus 8.1967 and later,
Type 3

311867167

 25852



Front panel
Bus 8.1967 until 7.1972

211805035H

 25853



Front panel A-quality
Bus 8.1972 until 7.1979

211805035J

 20852



Front panel B-quality
Bus 8.1972 until 7.1979

211805035J

 20615



Front panel turn indicator
blanking plates (Per Pair)
Bus 8.1967 until 7.1972

 20884



Windscreen recess repair
parts lower side (3-part)
Bus 8.1967 until 7.1979

Group 809 : Side repair panels

809

Side repair panels

20765



Rear lower corner
Bus 8.1972 until 7.1979

211809169

20809



Rear wheelarch front section
left
Bus 8.1967 until 7.1972

20810



Rear wheelarch front section
right
Bus 8.1967 until 7.1972

211809160

20886



Rear side window recess
repair parts left (3-part)
Bus 8.1967 until 7.1979

20889



Rear side window recess
repair parts right (3-part)
Bus 8.1967 until 7.1979, Bus
8.1967 until 7.1979

211-809-164R


23885



Rear side window repair
panels and 18.5 cm side
panel left (3-part)
Bus 8.1967 until 7.1979

211-809-163RE

23886



Rear side window repair and
18.5 cm side panel right (3-
part)
Bus 8.1967 until 7.1979

211-809-164RE

20680



B-pillar inner side repair
panel (59.5 cm) left
Bus 8.1967 until 7.1979 (LHD)

211809253



Group 809 : Side repair panels

20681



B-pillar inner side repair panel (59.5 cm) right
Bus 8.1967 until 7.1979 (LHD)

211809254

20734



B-pillar outer side repair panel (40 cm)
Bus 8.1967 until 7.1979

211809251

20686



Front inner wheel repair panel left
Bus 8.1967 until 7.1979

211801329

20687



Front inner wheel repair panel right
Bus 8.1967 until 7.1979

211801330

29734



Check strap release pin bracket left
Bus side cargo doors all models until 7.1967, Bus Double Cab door 8.1967 until 7.1979

29735



Check strap release pin bracket right
Bus side cargo doors all models until 7.1967, Bus Double Cab door 8.1967 until 7.1979

20866



Inner rocker overlap panel left
Bus 8.1967 until 7.1979

211801391

20795



Inner rocker overlap panel right
Bus 8.1967 until 7.1979

211801392


23854



Outer sill underside including 29.5 cm side panel for the side without sliding door
Bus 8.1967 until 7.1979

Group 809 : Side repair panels

 26853



Outer sill sliding door side
A-quality
Bus 8.1967 until 7.1979

211809586

 20854



Outer sill sliding door side
B-quality
Bus 8.1967 until 7.1979

211809586

 22717



Outer sill for the side without
sliding door A-quality
Bus 8.1967 until 7.1979

211809585C

 20853



Outer sill for the side without
sliding door B-quality
Bus 8.1967 until 7.1979

211809585C

 20717



Sill with side panel overlap
sheet metal for the side
without sliding door
Bus 8.1967 until 7.1979

 20767



Sill with side panel overlap
sheet metal for the side
without sliding door
Bus 8.1967 until 7.1979

 26854



Sill with side panel overlap
sheet metal for the side
without sliding door
Bus 8.1967 until 7.1979

 20798



Complete front wheel arch
(dog leg) A-quality left
Bus 8.1972 until 7.1979

211809501D

 23862



Complete front wheel arch
(dog leg) A-quality left
Bus 8.1967 until 7.1971

211809501B

Group 809 : Side repair panels

 20799



Complete front wheel arch
(dog leg) A-quality right
Bus 8.1972 until 7.1979

211809502D

 23863



Complete front wheel arch
(dog leg) A-quality right
Bus 8.1967 until 7.1971

211809502B

 20732



Complete front wheel arch
(dog leg) B-quality left
Bus 8.1972 until 7.1979

211809501D

 20862



Complete front wheel arch
(dog leg) B-quality left
Bus 8.1967 until 7.1971

211809501B

 20733



Complete front wheel arch
(dog leg) B-quality right
Bus 8.1972 until 7.1979

211809502D

 20863



Complete front wheel arch
(dog leg) B-quality right
Bus 8.1967 until 7.1971

211809502B

 20871



Front wheel arch outer skin
left
Bus 8.1967 until 7.1971

 20872



Front wheel arch outer skin
right
Bus 8.1967 until 7.1971

 20748



Front wheel arch outer skin
left
Bus 8.1972 until 7.1979

Group 809 : Side repair panels

 20749



Front wheel arch outer skin
right
Bus 8.1972 until 7.1979

211809515A

 20744



Door step section bottom
inside left
Bus 8.1972 until 7.1979

 20864



Door step section bottom
inside left
Bus 8.1967 until 7.1972

211809515

 20745



Door step section bottom
inside right
Bus 8.1972 until 7.1979

 20865



Door step section bottom
inside right
Bus 8.1967 until 7.1972

 20746



Door step section bottom
outside left
Bus 8.1972 until 7.1979

211809516A

211809516

211809511A

 20869



Door step section bottom
outside left
Bus 8.1967 until 7.1972

 20747



Door step section bottom
outside right
Bus 8.1972 until 7.1979

 20870



Door step section bottom
outside right
Bus 8.1967 until 7.1972

211809511

211809512A

211809512



Group 809 : Side repair panels

 20868



Center window recess repair
left or right (3-part)
Bus 8.1967 until 7.1979

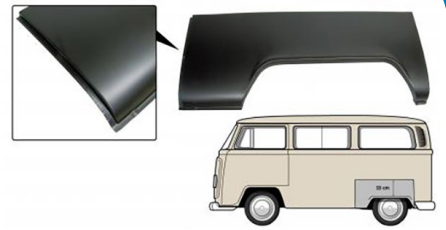
221-809-151R

 20740



Sill under sliding door
Bus 8.1967 until 7.1979


 20763



Rear wheel arch repair panel
left
Bus 8.1970 until 7.1979

211809167D

 23771



Rear wheel arch panel left
A-quality
Bus 8.1967 until 7.1970

211809167

 20771



Rear wheel arch panel left
B-quality
Bus 8.1967 until 7.1970

211809167


 20764



Rear wheel arch repair panel
right
Bus 8.1970 until 7.1979

211809168D

 23772



Rear wheel arch panel right
A-quality
Bus 8.1967 until 7.1970

211809168

 20772



Rear wheel arch panel right
B-quality
Bus 8.1967 until 7.1970

211809168

Group 813 : Boot floor, Rear panels, Rear corners

813

Boot floor, Rear panels, Rear corners

 20725



Rear closing panel rear wheel arch left
Bus 8.1971 until 7.1972

 20727



Closing panel rear wheel arch, rear left
Bus 8.1972 until 7.1979

 20773



Rear closing panel rear wheel arch left
Bus 8.1967 until 7.1971

211813363

 20726



Rear closing panel rear wheel arch right
Bus 8.1971 until 7.1972

 20728



Rear closing panel rear wheel arch right
Bus 8.1972 until 7.1979

 20774



Rear closing panel rear wheel arch right
Bus 8.1967 until 7.1971

211813364

 23782



Battery tray weld bracket top side
Bus 8.1967 until 7.1979

 23781



Battery tray weld bracket bottom side
Bus 8.1967 until 7.1979

Group 813 : Boot floor, Rear panels, Rear corners

20737



Complete rear corner left
Bus 8.1971 until 7.1979

211813343C • 211813343A

26855



Rear corner lip repair left
Bus 8.1972 until 7.1979

211813357H

26856



Rear corner lip repair right
Bus 8.1972 until 7.1979

211813358H

20890



Rear corner underside left
Bus 8.1967 until 7.1971
(except Pickup)

211813357

26761



Rear corner underside left
Bus 8.1971 until 7.1979
(except Pickup)

211813357A


20891



Rear corner underside right
Bus 8.1967 until 7.1971
(except Pickup)

211813357

26762



Rear corner underside right
Bus 8.1971 until 7.1979
(except Pick Up)

211813358B


20696



Rear inner valance
Bus 8.1971 until 7.1979

211703491B

20877



Rear valance outer panel
Bus 8.1971 until 7.1979

211813273C • 211813273D

Group 813 : Boot floor, Rear panels, Rear corners

 26696



Rear valance complete
Bus 8.1967 until 7.1971

211813175E

 00867



Water drain valve 10.2 mm
several places used (Per Pair)
Beetle 1968 and later,
Karmann Ghia 8.1967 and
later, Bus 8.1967 and later,
Thing

111801177

 20779



Rear platform tray left
Bus 8.1967 until 7.1971
(except Pickup)

211813165H

 20861



Rear platform tray left
Bus 8.1971 until 7.1979
(except Pickup)

211813165N

 23707



Rear platform tray left
Bus Pickup 8.1967 until
7.1971

261813165D

 20781



Rear platform tray right
(battery side)
Bus 8.1967 until 7.1971
(except Pickup)

211813162N

 20782



Rear platform tray right
(battery side)
Bus 8.1971 until 7.1979
(except Pickup)

211813162M

 23706



Rear platform tray right
(battery side)
Bus Pickup 8.1967 until
7.1971

261813162N

 26857



D-pillar repair section lower
left
Bus 8.1971 until 7.1979

Group 813 : Boot floor, Rear panels, Rear corners

 26885



D-pillar repair section lower left
Bus 8.1967 until 7.1971

 26858




D-pillar repair section lower right
Bus 8.1971 until 7.1979

 26886



D-pillar repair section lower right
Bus 8.1967 until 7.1971


 01175



Engine compartment rear seal A-quality
Beetle until 7.1966, Karmann Ghia until 7.1966, Bus until 7.1971

111813705A

 00709



Engine compartment rear seal B-quality
Beetle until 7.1966, Karmann Ghia until 7.1966, Bus until 7.1971

111813705A

 04177



Engine seal side tray retaining strip 335 mm (each)
Beetle, Karmann Ghia, Bus until 7.1971, Type 3 8.1963 until 7.1964 (only used for hood support retainer), Thing

111813169• 133813169

 01177



Engine compartment front seal A-quality
Beetle, Karmann Ghia, Bus until 7.1971, Thing

111813741G• 111813741D•
111813741C


 00724



Engine compartment front seal B-quality
Beetle, Karmann Ghia, Bus until 7.1967, Thing

111813741G• 111813741D•
111813741C

 27544



Engine inspection hatch seal
Bus with a Type-4 engine
8.1972 until 7.1979

211813133

Group 813 : Boot floor, Rear panels, Rear corners


20713



Engine lid hinge holder outside
Delivery Van, Kombi,
Microbus 8 seater, Microbus
Deluxe 8 seater, Ambulance,
8.1976 until 7.1979

211829227K • 211829553

20899



Engine lid hinge holder outside
Delivery Van 8.1966 until 7.1971,
Kombi 8.1966 until 7.1971, Microbus
9 seater 8.1966 until 7.1967, Microbus
Deluxe 9 seater 8.1966 until 7.1967,
Microbus 8 seater 8.1967 until 7.1971,
Microbus Deluxe 8 seater 8.1967 until
7.1971, Ambulance 8.1967 until 7.1971

211813227D

26713



Engine lid hinge holder outside
Delivery Van, Kombi,
Microbus 8 seater, Microbus
Deluxe 8 seater, Ambulance,
8.1971 until 7.1976

211813227H

22425



Engine lid striker plate
Bus 8.1971 until 7.1979,
Vanagon/T25 all models
Pickup

211813259C

26429



Engine lid catch
Bus 8.1965 until 7.1971, Thing

211813259B

23790



Engine compartment seal
A-quality
Bus 8.1971 until 7.1979

411813225

20790



Engine compartment seal
B-quality
Bus 8.1971 until 7.1979

411813225

03767



Rubber stops (8 mm) on
several places used (Per Pair)
Beetle, Karmann Ghia, Type 3,
Bus until 7.1979, Thing

N0200223 • N200021 • N200223

04175



Preformed engine seal
retaining strip rear
Beetle, Karmann Ghia, Bus
until 7.1971, Thing

111813187B • 133813187



Group 813 : Boot floor, Rear panels, Rear corners

 20783



Cover side plate engine left
Bus 8.1967 until 7.1971

211801557F

 20784



Cover side plate engine right
Bus 8.1967 until 7.1971

211801558F

 26859



Cover side repair plate
engine left
Bus 8.1971 until 7.1979

211801557GP

 26860



Cover side repair plate
engine right
Bus 8.1971 until 7.1979

211801558GP

 03488



Luggage rack straps brown
leather (Per Pair)

 03486



Luggage rack straps camel
colour leather (Per Pair)

817
Roof

Group 817 : Roof

20486



Classic roof rack painted grey
Bus until 7.1979 size 50 cm x
112 cm

20487



Classic roof rack painted
grey/polished upper frame
Bus until 7.1979 (size 108 cm
x 105 cm)

20499




Classic roof rack Stainless
Steel
Bus until 7.1979 (size 108 cm
x 105 cm)

23825



Roof gutter repair section
Bus 8.1967 until 7.1979

23826



Gutter repair section with an
edge roof area
Bus 8.1967 until 7.1979

03396



Heat exchanger/bakelite
connection pipe (4 pieces)
Beetle 8.1972 and later,
Karmann Ghia 8.1972 and
later, Bus 8.1972 until 7.1979

111819945

819

Heating , Ventilation system



Group 821 : Fenders, Running boards

821

Fenders, Running boards

 21768



Stop buffer (each)
sliding door catcher, Bus 8.1967
and later, Automatic running board,
Bus 8.1967 and later, ambulance
stretcher rails, Bus 8.1967 until
7.1974, pedal unit for vehicles with
power brakes, Vanagon/T25

211843749

827

Engine lid, rear hood and relatives

 18601



Automatic fire extinguishing
system
Karmann Ghia, Bus, Thing

 29740



Bolt for engine- and side
compartment spring
Bus 1963 (VIN 1222 026) and
later

211827409A

 29744



Guide Roller engine/side
compartment spring (Per
Pair)
Bus 1963 until 1973 (VIN 294
2057 948)

211827423

 29741



Engine- or side storage compartment
lid spring
Bus Engine lid all models except
Pickup with a widebed 1963 (VIN 1
222 026) until 7.1971, Side storage
compartment lid Pickup except
models with a widebed 1963 (VIN 1
222 026) and later

211827401 • 245827401

 20158



Engine- or side cargo storage
compartment lid hinges (Per Pair)
Bus Engine lid all models 4.1955
until 7.1976, Side storage
compartment lid Pickup until
7.1976

261829551

Group 827 : Engine lid, rear hood and relatives

27451



Engine- or side cargo storage compartment lid hing seals (Per Pair)
Bus Engine lid all models 4.1955 until 7.1976, Side storage compartment lid Pickup until 7.1976

261829573 • 261829573B

23157



Engine lid
Bus 8.1967 until 7.1971

211827025F

20720



Engine lid lock seal
Bus 8.1967 until 7.1979, Thing

211827517

20429



Engine lid lock with keys
Bus 8.1967 until 7.1971, Thing

211827503D • 211805243 • N121042 • N141301

29725



Engine lid lock with keys (chrome)
Bus 8.1971 until 7.1979

211827503L • 211827517 • 211805243 • N121042 • N141301

20425



Engine lid lock with keys (black)
Bus 8.1971 until 7.1979

211827503J

29742



Engine lid spring
Bus 8.1971 until 7.1979 all models except Pickup with a widened loading floor, Vanagon/T25 Pickup except models with a widened loading floor

211827401A

29745



Engine- and side cargo compartment lid spring guiding piece
Engine lid Bus 1973 (VIN 214 2057 949) until 7.1979, Vanagon/T25 Pickup, Side cargo compartment lid, Bus Pickup 1973 (VIN 214 2057 949) and later

211827421

27449



Engine lid seal
Bus 8.1967 until 7.1971

211827711

Group 827 : Engine lid, rear hood and relatives

27534



Engine lid seal
Bus 8.1971 until 7.1979

211827711C

20977



Uncut key (L profile)
Bus 8.1966 until 7.1970 (used
for all locks), Thing until
7.1970 (used for all locks)

111837219AS67

20978



Uncut key (R profile)
Bus 8.1970 until 7.1979 (used
for all locks), Thing 8.1970
and later (used for all locks)

111837219AS93

23446



Striker plate wedge (each)
Bus 8.1963 until 7.1971 rear
hatch, Bus 8.1966 until 7.1979
Pickup side compartment

211829223

00767



Glove box/fuel flap stops (Per
Pair)
Beetle glove box (cars without
dashboard cover), Beetle fuel
flap 8.1967 and later, Bus fuel
flap until 7.1979, Type 3 fuel flap
all years

111857145• 111857145A•
N0200291

00476



Hex hinge bolts (12 pieces)
Beetle doors, Karmann Ghia
doors, Bus Pickup 8.1967
until 7.1979 side gates,
Thing doors, engine lid and
windshield

829 Cargo door/lid and relatives

Group 829 : Cargo door/lid and relatives

20441



Rear hatch handle with lock
black
Bus 8.1971 until 7.1979

211829231S

20391



Tailgate lock mechanism
Bus 8.1971 until 7.1979

211829211H

27482



Side gates rubber buffers (4
pieces)
Bus Pickup 8.1967 until
7.1971

261829577B

23448



Tailgate side guide plates on
the body (Per Pair)
Bus 8.1963 until 1971 (VIN
291 2168 836), Type 3
Squareback

361827185A

23447



Tailgate side guide plates on
the tailgate (Per Pair)
Bus 8.1963 until 1971 (VIN
291 2168 836), Type 3
Squareback

361827195

23310



Tail gate lock gasket
Bus 8.1966 until 7.1971

211829233

23312



Tail gate lock gasket
Bus 8.1971 until 7.1979

211829233B

33312



Tail gate lock gasket (each)
Bus Delivery Van, Kombi,
Microbus 9 seater, Microbus
Deluxe 9 seater, 8.1963 until
7.1967, Type 3 Squareback,
Vanagon/T25 until 8.1983 (VIN
2--E-005 433)

361827527

29741



Engine- or side storage compartment
lid spring
Bus Engine lid all models except
Pickup with a widebed 1963 (VIN 1
222 026) until 7.1971, Side storage
compartment lid Pickup except
models with a widebed 1963 (VIN 1
222 026) and later

211827401 • 245827401



Group 829 : Cargo door/lid and relatives

20158



Engine- or side cargo storage compartment lid hinges (Per Pair)
Bus Engine lid all models 4.1955 until 7.1976, Side storage compartment lid Pickup until 7.1976

261829551

27451



Engine- or side cargo storage compartment lid hing seals (Per Pair)
Bus Engine lid all models 4.1955 until 7.1976, Side storage compartment lid Pickup until 7.1976

261829573 • 261829573B

29745



Engine- and side cargo compartment lid spring guiding piece
Engine lid Bus 1973 (VIN 214 2057 949) until 7.1979, Vanagon/T25 Pickup, Side cargo compartment lid, Bus Pickup 1973 (VIN 214 2057 949) and later

211827421

20977



Uncut key (L profile)
Bus 8.1966 until 7.1970 (used for all locks), Thing until 7.1970 (used for all locks)

111837219AS67

20978



Uncut key (R profile)
Bus 8.1970 until 7.1979 (used for all locks), Thing 8.1970 and later (used for all locks)

111837219AS93

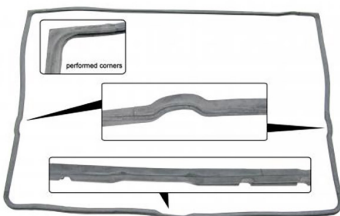
27448



Side storage compartment seal
Bus until 7.1979 Pickup

261829571


27447



Rear hatch seal
Bus 8.1963 until 7.1971

211829193C

27532



Rear hatch seal
Bus 8.1971 until 7.1979

211829193E

23441



Striker plate
Bus 8.1963 until 7.1967 rear hatch and 8.1966 until 7.1979 Pickup side compartment

211829221B

Group 829 : Cargo door/lid and relatives

23446



Striker plate wedge (each)
Bus 8.1963 until 7.1971 rear hatch, Bus 8.1966 until 7.1979 Pickup side compartment

211829223

20424



Chromed rear hatch handle with lock
Bus 8.1966 until 7.1971

211829231G

20433



Chromed rear hatch handle with lock
Bus 8.1971 until 7.1979

211829231S

831

Doors, Repair panels, Seals


20350



Cabin door lock mechanism left
Bus 8.1973 until 7.1979

211837015H

20351



Cabin door lock mechanism right
Bus 8.1973 until 7.1979

211837016H

26862



Under door repair left
Bus 8.1967 until 7.1979

211813105D

26863



Under door repair right
Bus 8.1967 until 7.1979

211813106D

20477



Door bolts (8 pieces)
Bus 8.1966 until 7.1979

211831701B



Group 831 : Doors, Repair panels, Seals

20742



Door skin left
Bus 8.1967 until 7.1979

211831105D

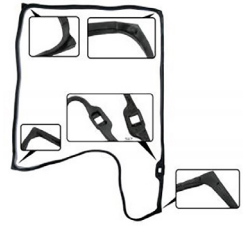
20743



Door skin right
Bus 8.1967 until 7.1979

211831106D

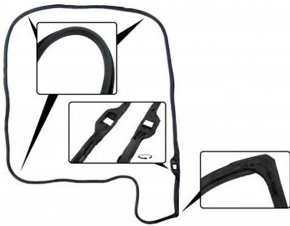
27522



Door seal left A-quality
Bus 8.1967 until 7.1979

211831721D• 211831721C

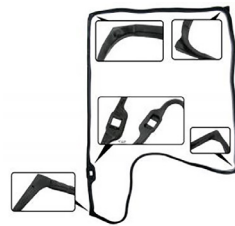
27520



Door seal left B-quality
Bus 8.1967 until 7.1979

211831721D• 211831721C

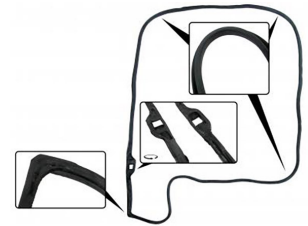
27523



Door seal right A-quality
Bus 8.1967 until 7.1979

211831722D• 211831722A

27521



Door seal right B-quality
Bus 8.1967 until 7.1979

211831722D• 211831722A

24475



Cabin door hinge pin stock
size (each)
Bus 1975 (VIN 215 2153 713)
until 7.1979

211831421C

24480



Cabin door hinge pin stock
size (each)
Bus 8.1967 until 1975 (VIN
215 2153 712)

211831421A

24621



Tension spring door lock
mechanism (Per Pair)
Bus 8.1968 until 7.1979

211837061

Group 837 : Door parts, Keys

837

Door parts, Keys

20719



Seals door handle (4 pieces)
Bus 8.1963 until 7.1968

211837209A • 211837211

27526



Door handle seals (4 pieces)
Bus 8.1968 until 7.1979, Thing

211837211A • 211837209B

27524



Movable cabin door vent
window seal left
Bus 8.1967 until 7.1979

241837625

27525



Movable cabin door vent
window seal right
Bus 8.1967 until 7.1979

241837626

04500



Billet door pull locks (Per Pair)
Beetle 8.1966 and later,
Karmann Ghia 8.1966 and
later, Bus 8.1967 until 7.1968
and 8.1973 and later, Type 3
8.1966 and later

04505



Billet window winders (Per
Pair)

04674



Inner door handle seal (each)
Beetle 8.1966 and later,
Karmann Ghia 8.1963 and
later, Bus 8.1967 and later,
Type 3

171837241 • 111837341

20350



Cabin door lock mechanism
left
Bus 8.1973 until 7.1979

211837015H

Group 837 : Door parts, Keys

 20351



Cabin door lock mechanism
right
Bus 8.1973 until 7.1979

211837016H

 20428



Cabin door handles chrome
(matching keys) (Per Pair)
Bus 1963 (VIN 1 222 026)
until 7.1968

211837205F• 211837205K•
211837205J

 20427



Cabin door handle chrome
with lock (each)
Bus 8.1968 until 7.1979, Thing

211837205N

 23445



Door striker plate wedge (each)
Bus 1963 (VIN 1 222 0126) until
7.1979 cabin door, Bus 8.1967
until 7.1979 sliding door and
Pickup double cab door, Thing
door

211837277

 26427



Door handles and ignition
switch kit with 1 key
Bus 8.1970 until 7.1979, Thing
8.1970 and later

211837205N• 211905855B•
181905853A

 26426



Door handle kit with 1 key
Bus 8.1968 until 7.1979, Thing

211837205N

 04671



Door pull trim frame chrome (each)
Beetle sedan 8.1966 and later,
convertible 8.1966 until 7.1970 and
8.1973 and later, Karmann Ghia
8.1963 until 7.1970, Bus 8.1967
until 7/1968 and 8.1973 until
7.1979, Type 3 all years

113837239A• 113837239B

 24671



Door pull trim frame chrome
(each)
Beetle convertible 8.1970
until 7.1973, Karmann Ghia
8.1970 and later, Bus 8.1968
until 7.1973 *

411837097

 04667



Insert door latch cover plate silver
beige (Per Pair)
Beetle sedan 8.1966 and later,
convertible 8.1966 until 7.1970 and
8.1973 and later, Karmann Ghia
8.1963 until 7.1970, Bus 8.1967 until
7/1968 and 8.1973 and later, Type 3
all years

311837247466

Group 837 : Door parts, Keys

 04672



Insert door latch cover plate black
(Per Pair)

Beetle sedan 8.1966 and later,
convertible 8.1966 until 7.1970 and
8.1973 and later, Karmann Ghia
8.1963 until 7.1970, Bus 8.1967 until
7/1968 and 8.1973 and later, Type 3
all years

31183724701C • 311837247043

 24673



Insert door latch cover plate
black (each)

Beetle convertible 8.1970
until 7.1973, Karmann Ghia
8.1970 and later, Bus 8.1968
until 7.1973 *

411837095

 04673



Door pull trim frame black (Per Pair)

Beetle sedan 8.1966 and later,
convertible 8.1966 until 7.1970 and
8.1973 and later, Karmann Ghia
8.1963 until 7.1970, Bus 8.1967 until
7/1968 and 8.1973 until 7.1979,
Type 3 all years

111837239B

 24672




Door pull trim frame black
(Per Pair)

Beetle convertible 8.1970
until 7.1973, Karmann Ghia
8.1970 and later, Bus 8.1968
until 7.1973 *

211837097

 27527



Inner door scraper left
Bus 8.1967 until 7.1979

211837475

 27528



Inner door scraper right
Bus 8.1967 until 7.1979

211837476

 03812



Door pull lock collar (Per Pair)

Beetle 8.1966 and later,
Karmann Ghia 8.1966 and
later, Bus 8.1967 until 7.1968
and 8.1973 until 7.1979, Type
3 8.1966 and later

111837355 • 171837355

 00527



Custom door pull locks (Per
Pair)

Beetle 8.1966 and later,
Karmann Ghia 8.1966 and
later, Bus 8.1967 until 7.1968
and 8.1973 and later, Type 3
8.1966 and later

 09748



Rose wood door pull locks
(Per Pair)

Beetle 8.1966 and later,
Karmann Ghia 8.1966 and
later, Bus 8.1967 until 7.1968
and 8.1973 and later, Type 3
8.1966 and later

Group 837 : Door parts, Keys

07512



Stock door pull locks (Per Pair)
Beetle 8.1966 and later,
Karmann Ghia 8.1966 and
later, Bus 8.1967 until 7.1968
and 8.1973 until 7.1979, Type
3 8.1966 and later

111837187B• 171837187

23417



Polished aluminum door
handle guards finger plates
(Per Pair)
Bus 8.1967 until 7.1979

20977



Uncut key (L profile)
Bus 8.1966 until 7.1970 (used
for all locks), Thing until
7.1970 (used for all locks)

111837219AS67

20978



Uncut key (R profile)
Bus 8.1970 until 7.1979 (used
for all locks), Thing 8.1970
and later (used for all locks)

111837219AS93

03401



Window winder escutcheons (Per
Pair)
Beetle 8.1967 until 7.1969, Karmann
Ghia 8.1967 until 7.1969, Bus 8.1967
until 7.1969 and Microbus Deluxe
8 seater 8.1969 and later, Type 3
8.1967 until 8.1971

311837595

03405



Window winder escutcheons (Per
Pair)
Beetle 8.1969 until 12.1985,
Karmann Ghia 8.1969 and later,
Bus 8.1969 until 7.1979 (except
Microbus Deluxe 8 seater), Vanagon/
T25, Type 3 9.1971 and later

111837595• 111837595A

00519



Custom window winders (Per
Pair)
Beetle 8.1967 and later,
Karmann Ghia 8.1967 and
later, Bus 8.1967 and later,
Type 3 8.1967 and later

03422



Window winders (Per Pair)
Beetle 8.1974 until 12.1985,
Bus 8.1974 and later

321837581

00518



Window winders full black (Per Pair)
Beetle VW1200 8.1967 until 7.1974,
VW1300, VW1500, 1302 and 1303
8.1969 until 7.1974, Karmann Ghia
8.1969 and later, Bus 8.1967 until
7.1974 (except Microbus Deluxe 8
seater), Microbus Deluxe 8 seater
8.1973 until 7.1974, T3 9.1971 and later

111837581H

Group 837 : Door parts, Keys

03421



Window winders black with chrome
(Per Pair)

Beetle VW1300 and VW1500 8.1967 until 7.1969, Karmann Ghia 8.1967 until 7.1969, Bus all models 8.1967 until 7.1969, Microbus Deluxe 8 seater 8.1969 until 7.1973, Type 3 8.1967 until 8.1971

113837581D

20367



Window regulator left
Bus 8.1967 until 7.1979

211837501

20368



Window regulator right
Bus 8.1967 until 7.1979

211837502

20362



Window lift channels (Per Pair)

Bus 1974 (VIN 214 2174 730) until 7.1979

211837571A

20363

Geen afbeelding beschikbaar
No image available
Image non disponible




Window lift channels (Per Pair)

Bus 8.1967 until 1974 (VIN 294 2174 729)

211837571

00333



Seal window lift channels
(Per Pair)

Beetle sedan all years, Beetle convertible until 7.1964 front and rear, Type 3, Bus 8.1967 and later

831837565• 111837565C

00369



Felt channel mounting clips
(7 pieces)

Beetle sedan 8.1964 and later, Bus 8.1967 until 7.1979, Type 3

111837361

00351




Window felt channel for the top and rear side (Per Pair)

Beetle sedan 10.1952 and later, Bus 8.1967 until 7.1979, Type 3

111837439D

00343



Window felt channel for the front side (Per Pair)

Beetle sedan 8.1964 and later, Bus 8.1967 until 7.1979, Type 3 8.1965 and later

311837433A



Group 837 : Door parts, Keys

04360



Window felt channel and steering column cover plate retaining clips (Per Pair)

Window felt channel Beetle sedan 1958 (VIN 1 804 134) and later, Bus 8.1967 until 1974 (VIN 295 2030 080), Type 3, Steering column cover plate Beetle 1303

111837421

00370



Vent window antitheft locks (Per Pair)

00282



Vent window rivets set (Per Pair)

Beetle sedan, Bus until 7.1979, Type 3

N136612 • 111837637

00293



Vent window rivets (16 pieces), vent window locks Beetle sedan, Bus until 7.1979 (front and rear), Type 3, vent window frames Beetle sedan 8.1964 and later, Bus 8.1967 until 7.1979 (front and rear), Type 3

N137363 • N0137363

05361



Vent window brake brackets (Per Pair)

Beetle sedan 8.1964 and later, Beetle convertible 1964 (VIN 115 031 111) and later, Bus 8.1967 until 7.1979 (only for the cabin doors), Type 3

311837683

06462



Vent window wind deflector amber transparent (Per Pair)
Beetle, Bus, Type 3

06461



Vent window wind deflector bleu transparent (Per Pair)
Beetle, Bus, Type 3

06465



Vent window wind deflector polished stainless steel (Per Pair)
Beetle, Bus, Type 3

06463



Vent window wind deflector green transparent (Per Pair)
Beetle, Bus, Type 3

Group 837 : Door parts, Keys

06464



Vent window wind deflector
clear transparent (Per Pair)
Beetle, Bus, Type 3

06460



Vent window wind deflector
red transparent (Per Pair)
Beetle, Bus, Type 3

25356



Vent window complete with
chromed frame left
Bus 8.1967 until 7.1979

241837601(211837601A)•
N136612(171837647)• 111837637• 241837403•
311837683• 111837669(311837943)•
N102123(N01021214N01021226)• 311837433A

25357



Vent window complete with
chromed frame right
Bus 8.1967 until 7.1979

241837602(211837602B)• N136612(171837647)•
111837637• 241837404• 311837683•
111837669(311837943)• N102123(N01021214•
N01021226)• 311837433A

00288



Vent window lock left
Beetle sedan 8.1967 and
later, Bus 8.1967 until 7.1979,
Type 3 8.1971 and later

311837657A

00289



Vent window lock right
Beetle sedan 8.1967 and
later, Bus 8.1967 until 7.1979,
Type 3 8.1971 and later

311837658A

00350



Universal glue-in window
scrapers (4 pieces)
Length: 820mm, Height:
17mm

03828



Universal window felt
channels (Per Pair)
Length: 1850mm, Width:
15mm, Height: 16mm

27535



Fixed cabin door window
seals (Per Pair)
Bus 8.1967 until 7.1979

211837625A



Group 837 : Door parts, Keys


25360



Fixed vent window frames cabin door (aluminum) (Per Pair)
Bus 8.1967 until 7.1979

211837409• 211837410•
211837609B• 211837610B

24669



Chromed inner door handle left
Beetle convertible 8.1970 until 7.1973, Karmann Ghia 8.1970 and later, Bus 8.1968 until 7.1973 *

411837071

24670



Chromed inner door handle right
Beetle convertible 8.1970 until 7.1973, Karmann Ghia 8.1970 and later, Bus 8.1968 until 7.1973 *

411837072

00512



Chromed door pull locks with wooden knob (Per Pair)
Beetle 8.1966 and later, Karmann Ghia 8.1966 and later, Bus 8.1967 until 7.1968 and 8.1973 and later, Type 3 8.1966 and later

00501



Chromed with wood trimmed window cranks (Per Pair)
Beetle 8.1967 and later, Karmann Ghia 8.1967 and later, Bus 8.1967 and later, Type 3 8.1967 and later

27536



Fixed vent window seals upright (Per Pair)
Bus 8.1967 until 7.1979

211837465

20347



Upright vent window seals (Per Pair)
Bus 8.1967 until 7.1979

241837465

04507



Wolfsburg Edition door pull locks (Per Pair)
Beetle 8.1966 and later, Karmann Ghia 8.1966 and later, Bus 8.1967 until 7.1968 and 8.1973 and later, Type 3 8.1966 and later

04506



Wolfsburg Edition window winders chrome (Per Pair)
Beetle 8.1967 and later, Karmann Ghia 8.1967 and later, Bus 8.1967 and later, Type 3 8.1967 and later

Group 837 : Door parts, Keys

 24674



Black inner door handles (Per Pair)
Bus 8.1967 until 7.1968 and
8.1973 until 7.1979

211837019• 2118370119A•
211837020• 211837020A

841

Side and cargo doors

 23445



Door striker plate wedge (each)
Bus 1963 (VIN 1 222 0126) until
7.1979 cabin door, Bus 8.1967
until 7.1979 sliding door and
Pickup double cab door, Thing
door

211837277

 23313



Side door hinge pin (roll pins)
(each)
Bus 1.1961 until 7.1967 side
cargo doors, Bus Double Cab
all years

211841509B

 29733



Check strap release pin
Bus side cargo doors all
models until 7.1967, Bus
Double Cab door 8.1967 and
later

211809297

 29734



Check strap release pin
bracket left
Bus side cargo doors all
models until 7.1967, Bus
Double Cab door 8.1967 until
7.1979

 29735



Check strap release pin
bracket right
Bus side cargo doors all
models until 7.1967, Bus
Double Cab door 8.1967 until
7.1979



Group 841 : Side and cargo doors

20977



Uncut key (L profile)
Bus 8.1966 until 7.1970 (used
for all locks), Thing until
7.1970 (used for all locks)

111837219AS67

20978



Uncut key (R profile)
Bus 8.1970 until 7.1979 (used
for all locks), Thing 8.1970
and later (used for all locks)

111837219AS93

29736



Side cargo door check strap
including bracket (each)
Bus Side cargo doors and
Pickup double cab door 1.1961
until 7.1967, Pickup double
cab door 8.1967 until 7.1979

211841387A

24481



Cargo door or double cab
door hing pin plugs (8 pieces)
Bus cargo doors 1.1961 until
7.1967, double cab models
until 7.1979

211841529

24482



Cargo door or double cab
door hing bolt covers (4
pieces)
Bus cargo doors until 7.1967,
double cab models until
7.1979

211841549

843

Sliding door

21768



Stop buffer (each)
sliding door catcher, Bus 8.1967
and later, Automatic running board,
Bus 8.1967 and later, ambulance
stretcher rails, Bus 8.1967 until
7.1974, pedal unit for vehicles with
power brakes, Vanagon/T25

211843749

20421



Cap slide door inner handle
silver beige
Bus 8.1967 and later,
Vanagon/T25 (panel van
only)

211843645

Group 843 : Sliding door

26392



Seal between sliding door and rosette
Bus until 7.1973

211843713A

23445



Door striker plate wedge (each)
Bus 1963 (VIN 1 222 0126) until 7.1979 cabin door, Bus 8.1967 until 7.1979 sliding door and Pickup double cab door, Thing door

211837277

20420



Slide door inner handle silver beige
Bus 8.1967 until 7.1979, Vanagon/T25 (panel van only)

211843642A

20417



Slide door inner handle black
Bus 8.1967 until 7.1979, Vanagon/T25 (panel van only)

211843642A

20392



Seal between collar and slide door handle outside
Bus 8.1973 and later

211843731

20377



Left sliding door lower roller guide
Bus 8.1967 until 7.1979

214843405D • 214843405B

20449



Buffer sliding door
Bus 8.1967 until 7.1979

211843403

20977



Uncut key (L profile)
Bus 8.1966 until 7.1970 (used for all locks), Thing until 7.1970 (used for all locks)

111837219AS67

20978



Uncut key (R profile)
Bus 8.1970 until 7.1979 (used for all locks), Thing 8.1970 and later (used for all locks)

111837219AS93



Group 843 : sliding door

20381



Right sliding door upper roller guide
Bus 8.1967 until 7.1979
(except for models with a high roof)

211843436B

20378



Right sliding door lower roller guide
Bus 8.1967 until 7.1979

211843406E • 211843406B

23381



Right sliding door lock rear side
Bus 1975 (VIN 215 2153 093)
until 7.1979

211843604J


23380



Right sliding door lock front side
Bus Panel Van 1975 (VIN 216 2016 734) until 7.1979

211843654J


20383



Trim sliding door inner top track cloud white
Bus 1963 (1 096 222) until 7.1979

221843196

20452



Sliding door adjustment shim under (1.00 mm) (each)
Bus 8.1967 until 7.1979

211843447

20454



Sliding door interior light switch buffer
Bus 8.1974 until 7.1979

211947575A

20385

Geen afbeelding beschikbaar
No image available
Image non disponible



Sliding door upper bracket cover grey
Bus 8.1967 until 7.1979

211843486A

20435



Sliding door upper guide roller
Bus 8.1967 until 7.1979

211843423A

Group 843 : Sliding door

20455



Sliding door guide roller mounting pin
Bus 8.1967 until 7.1979

211843441A


20436



Sliding door guide roller under
Bus 8.1976 until 7.1979

211843425C

20453



Sliding door guide piece for the middle hinge
Bus 8.1967 until 7.1979 (right sliding door only)

211843368

20422



Slide door outer handle chrome with lock
Bus 8.1967 until 7.1973

211843703H• 211843711L

20426



Slide door outer handle chrome without lock
Bus 8.1973 until 7.1979

211843703P

20423



Slide door outer handle black without lock
Bus 8.1973 until 7.1979

211843703T

29420



Sliding door helping handle bracket
Bus 8.1967 until 7.1979

20786



Sliding door inner repair panel
Bus until 7.1979

211843109

20684



Sliding door outer repair panel
Bus until 7.1979

211843107



Group 843 : sliding door

 20785



Sliding door outer repair panel
Bus until 7.1979

211843107

 26870



Sliding door outer repair panel
Bus until 7.1979

211843107

 20379



Sliding door lock cover black left
Bus 8.1967 until 7.1979

224843697B

 20380



Sliding door lock cover black right
Bus 8.1967 until 7.1979

221843698B

 23442



Sliding door striker plate right
Bus 8.1967 until 1983 (2--E-175000)

211843636B

 20312



Sliding door catch bumper
Bus 8.1967 until 7.1979

211843751


 26393



Sliding door handle rosette
Bus 8.1973 until 7.1979

211843711P

 26861



Sliding door rail cover mounting strip
Bus 8.1967 until 7.1979

211843818

 20793



Cover for side panel left (non sliding side)
Bus 8.1967 until 7.1979 (LHD)

211843797A

Group 843 : Sliding door

20794



Cover for side panel right
(sliding side)
Bus 8.1967 until 7.1979 (LHD)

211843798A

27533



Beading side panel cover
(each)
Bus 8.1967 and later

281843799

27531



Sliding door seal left
Bus 8.1967 until 7.1979

214843791B

27530



Sliding door seal right
Bus 8.1967 until 7.1979

211843792B

20382



Sliding door hinge complete
right
Bus 8.1967 until 7.1979

211843336A• 281843336A

27537



Sliding door hinge roller
bearing
Bus 8.1967 until 7.1979

211843359B

24624



Sliding door hinge spring
Bus 8.1967 until 7.1984

211843395B

24625



Sliding door hinge spring
holder (Per Pair)
Bus 8.1967 until 7.1984

251843393

24623



Sliding door hinge locking
hook return spring (2-part)
Bus until 1983 (VIN 2--E-
037407) replace the double
spring, 1983 (VIN 2--E-037408)
until 7.1984 stock replacement

211843381A• 251843381•
251843382



Group 843 : Sliding door

20311



Sliding door lock grommet
Bus 8.1973 until 7.1979

281843718A

20443



Sliding door wedge buffer
(each)
Bus until 7.1984

211843471


24622



Spring sliding door lock
mechanism
Bus 8.1967 until 7.1979

211843755

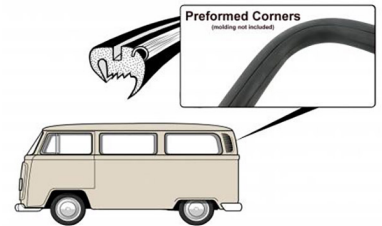
29002



Rear window clear glass (not
heated)
Delivery Van, Kombi, Microbus 8
seater, Microbus Deluxe 8 seater,
Microbus 9 seater, Microbus
Deluxe 9 seater, 8.1963 until
7.1979

211845501D

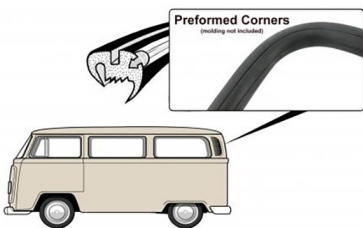
20321



Rear window seal deluxe
Bus deluxe 8.1967 until
7.1971 (except Pickup), use
also #20329

241845521B

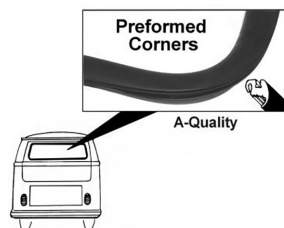
27504



Rear window seal deluxe
Bus deluxe 8.1971 until
7.1979 (except Pickup), use
also #20316

241845521E

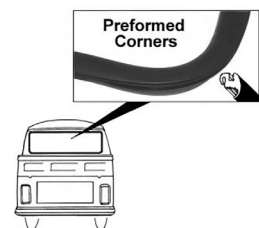
27404



Rear window seal standard
(without molding groove)
Bus 8.1967 until 7.1979
(except Pickup)

211845521D

27502



Rear window seal standard
Bus 8.1967 until 7.1979
(Pickup only)

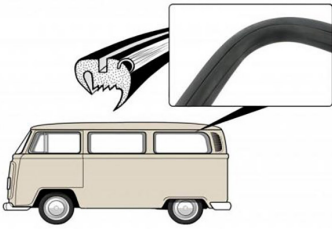
261845521B

845

Window glass, Seals

Group 845 : Window glass, Seals


20332



Rear side window seal deluxe without vent window
Bus deluxe 8.1967 until 7.1971, use also #20325 or #20326

244845341B • 241845342B

29010



Rear side window (vehicles without vent window) clear glass (each)
Kombi, Microbus 8 seater, Microbus Deluxe 8 seater, 8.1967 until 7.1979

221845331 • 221845331D

29003



Movable vent window glass for left cabin door with clear glass
Bus 8.1967 until 7.1979

241845255 • 221845255A

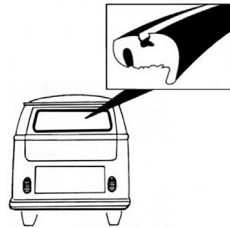
29004



Movable vent window glass for right cabin door with clear glass
Bus 8.1967 until 7.1979

241845256 • 221845256A


27407



Cal look rear window seal
Delivery Van, Kombi, Microbus 8 seater, Microbus Deluxe 8 seater, Microbus 9 seater, Microbus Deluxe 9 seater, 8.1963 until 7.1979

211845521D

27500



Cal look front window seal
Bus 8.1967 until 7.1979

211845121D

20356



Door window scraper with molding left
Bus 7.1967 until 7.1979

211853321


20357



Door window scraper with molding right
Bus 7.1967 until 7.1979

211853322

29007



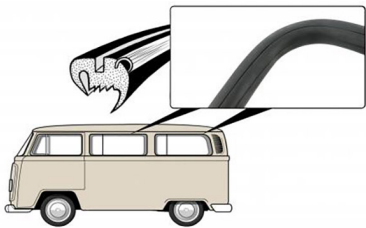
Left door window clear glass
Bus 1974 (VIN 214 2174 730)
* until 7.1979

211845201 • 211845201B



Group 845 : Window glass, Seals

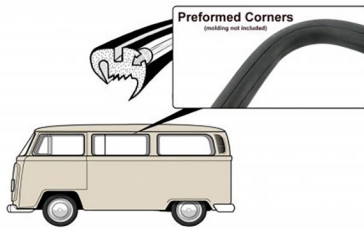
20331



Central side or rear side window seal deluxe with vent window
Bus deluxe 8.1967 until 7.1971

241845285• 241845343B•
244845344B


27506



Central side window seal deluxe with vent window
Bus deluxe 8.1971 until 7.1979, use also #318

241845285


20330



Central side window seal deluxe without vent window
Bus deluxe 8.1967 until 7.1971, use also #20323

241845321B


29009



Middle side window clear (vehicles without vent window) (each)
Kombi, Microbus 8 seater, Microbus Deluxe 8 seater, 8.1967 until 7.1979

221845301A• 221845301D


29008



Right door window clear glass
Bus 1974 (VIN 214 2174 730) * until 7.1979

211845202• 211845202B

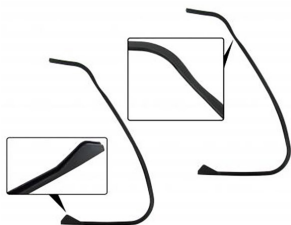
20285



Seal between glass and middle or rear vent window frame (Per Pair)
Bus 8.1967 until 7.1979

221845295A

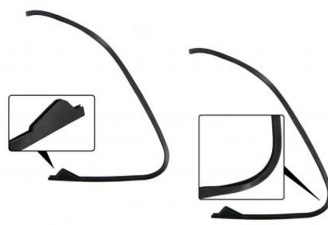
20284



Seal between glass and door vent window frame (Per Pair)
Bus 8.1967 until 7.1979

221845295A

00283



Seal between glass and vent window frame (Per Pair)
Beetle sedan 8.1964 and later

221845295A

27517



Cab divider window seal
Bus 3.1955 until 7.1979

211845171A

Group 845 : Window glass, Seals

22475



Rear side sliding window left
Bus 8.1967 until 7.1979, use
also #23375

7X0847711B

22476



Rear side sliding window
right
Bus 8.1967 until 7.1979, use
also #23375

20375



Central sliding window with a
black frame left
Bus 8.1967 until 7.1979, use
also #23375

7X0847711

20376



Central sliding window with a
black frame right
Bus 8.1967 until 7.1979, use
also #23375

7X0847712

23375



Sliding window seal left or right, mid
or rear (each)
Bus Germany 8.1967 until 7.1979 (only
for sliding windows #20375, #20376,
#22475 and #23375), Brasil Transporter
Kombi 2/4/2012 and later (stock
replacement), Mexico Kombi 2/4/2012
and later (stock replacement)

2378453211

29005



Fixed vent window glass for
the left cabin door with clear
glass
Bus 8.1967 until 7.1979

211845251D• 211845251C

29006



Fixed vent window glass for
the right cabin door with
clear glass
Bus 8.1967 until 7.1979

211845252D• 211845252

29001



Heated rear window clear glass
Delivery Van, Kombi, Microbus
8 seater, Microbus Deluxe
8 seater, Microbus 9 seater,
Microbus Deluxe 9 seater,
8.1963 until 7.1979

211845495

29000



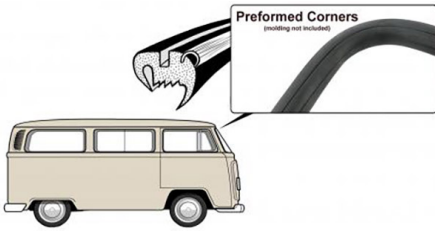
Windscreen clear glass
Bus 8.1967 until 7.1979

211845101F



Group 845 : Window glass, Seals

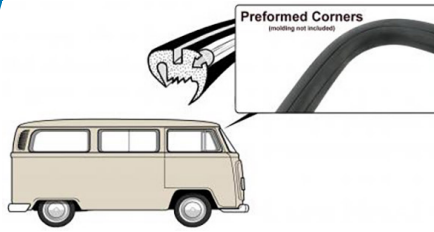
20320



Front window seal deluxe
Bus deluxe 8.1967 until
7.1971, use also #20322

241845121B

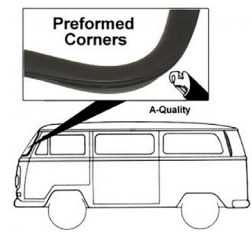
27503



Front window seal deluxe
Bus deluxe 8.1971 until
7.1979, use also 2x #318

241845121B

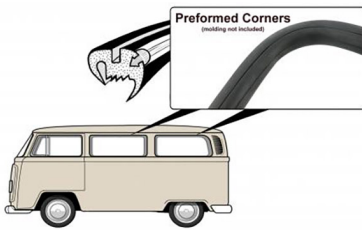
27501



Front window seal standard
without molding groove
Bus 8.1967 until 7.1979

211845121D

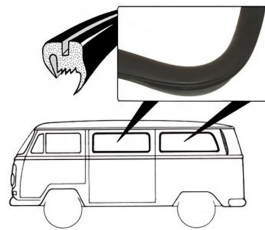
27510



Side window seal deluxe
without vent window
Bus deluxe 8.1971 until
7.1979, use also #20316

**241845321B • 244845341B •
241845342B**

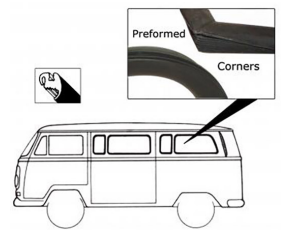
27505



Side window seal standard
(each)
Bus 8.1973 until 7.1979
(without vent window)

211845321B

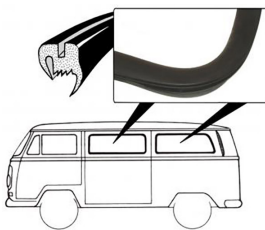
27507



Side window seal standard
(each)
Bus 8.1967 until 7.1979 (with
vent window)

221845285

27519



Side window seal standard
(each)
Bus 8.1967 until 7.1973
(without vent window)

221845321A

27511



Side window seal without
molding groove for vehicles
with a vent window (each)
Bus Pickup Double Cab
8.1967 until 7.1974

265845321

Group 847 : Safari, pop-out, rear side windows

847

Safari, pop-out, rear side windows

 25361



Middle or rear vent window
frame (aluminum) left
Bus 8.1967 until 7.1979

221847655

 25359



Middle or rear vent window
frame (aluminum) right
Bus 8.1967 until 7.1979

221847656

 25362



Middle or rear vent window
upright bar left
Bus 8.1967 until 7.1979

221847659

 25366



Middle or rear vent window
upright bar right
Bus 8.1967 until 7.1979

221847660

 25367



Middle or rear vent window
glass frame black left
Bus 8.1967 until 7.1979

 25368



Middle or rear vent window
glass frame black right
Bus 8.1967 until 7.1979

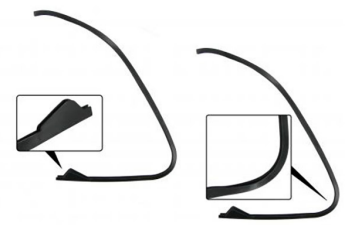
 25365



Brake bracket middle or rear
vent window (each)
Bus 8.1967 until 7.1979

221847669• N142654

 00283



Seal between glass and vent
window frame (Per Pair)
Beetle sedan 8.1964 and later

221845295A

Group 847 : Safari, pop-out, rear side windows

 25363



Stainless steel lock plate rear vent window left
Bus 8.1967 until 7.1979

221847663

 25364



Stainless steel lock plate rear vent window right
Bus 8.1967 until 7.1979

221847664

 00293



Vent window rivets (16 pieces) , vent window locks Beetle sedan, Bus until 7.1979 (front and rear), Type 3, vent window frames Beetle sedan 8.1964 and later, Bus 8.1967 until 7.1979 (front and rear), Type 3

N137363• N0137363

 25374



Vent window complete with chromed frame rear left
Bus 8.1967 until 7.1979

221847673A• 221847655•
N137363(N0137363)• 241847631• 221847669•
N142654• 221847659• 221847663

 25375



Vent window complete with chromed frame rear right
Bus 8.1967 until 7.1979

221847673A• 221847656•
N137363(N0137363)• 241847632• 221847669•
N142654• 221847660• 221847664

 25376



Vent window complete with black frame rear left
Bus 8.1967 until 7.1979

221847673A• 221847655•
N137363(N0137363)• 221847631• 221847669•
N142654• 221847659• 221847663

 25379



Vent window complete with black frame rear right
Bus 8.1967 until 7.1979

221847673A• 221847656•
N137363(N0137363)• 221847632• 221847669•
N142654• 221847660• 221847664

 27515



Vent window seal left or right mid or rear (each)
Bus 8.1967 until 7.1979

221847673A

 20288



Vent window lock left mid and rear (each)
Bus 8.1967 and later 7.1979

221847681

Group 847 : Safari, pop-out, rear side windows

 20289



Vent window lock right mid and rear (each)
Bus 8.1967 and later 7.1979

221847682

 20564



Rear bench luggage bar
Bus 4.1955 until 7.1979

241853455• 241853459A•
241853461

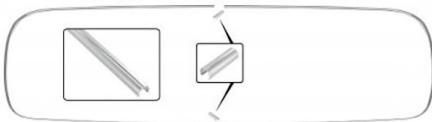
 20410



Rear hatch emblem
"Volkswagen"
Bus 8.1963 until 7.1972, Type
3 Notchback and Fastback
1962 (VIN 95 100) until
7.1965

311853687

 20329



Rear window seal molding
aluminum
Bus 8.1967 until 7.1971
(except Pickup), use also
#20321

241853355• 241853356•
113853309B(315853309)

 20567



Aluminum rear bench
luggage bar end plugs (Per
Pair)
Bus 4.1955 until 2.1961

241853459A

 20479



Aluminum vent trim below
windscreen (Per Pair)
Bus 8.1972 until 7.1979

Group 853 : Molding, Emblem, Body accessories

20406



Aluminum molding kit (13-part)
Bus 8.1972 until 7.1979

20488



Aluminum vent trim
Bus 8.1967 until 7.1972

26490



Australian sun visor
Bus 8.1967 until 7.1979

241853215

20482



Roof rack ladder Stainless Steel
Bus until 7.1979 rear only,
use holder #20506 for side
mounting

20506



Roof rack side ladder holder
stainless steel
Bus until 7.1979

20459



Car cover
Bus universal for all models
including high roof and
campers

20457



Car cover for indoor and
outdoor use
Bus until 7.1972 (excluded
high roof and campers)

20959



Chrome roof gutter trim per
roll
Bus

05355



Molding clips outer door
scraper (14 pieces)
Beetle, Bus 8.1967 until
7.1979, Type 3

113853329

Group 853 : Molding, Emblem, Body accessories

20356



Door window scraper with
molding left
Bus 7.1967 until 7.1979

211853321

20357



Door window scraper with
molding right
Bus 7.1967 until 7.1979

211853322

00445

Hotrod

HOTROD emblem

00444

Streetmachine

STREETMACHINE emblem

03959



Polished stainless steel roof
gutter end pieces (4 pieces)
the roof cutter trim #0959
and #20959

00436



Enameled Wolfsburg emblem
(each)
replacement for hubcap
#2561, #2562 and #2563

20235



Side step below cargo doors
Bus until 7.1979

01168



License plate mounting set
Beetle, Karmann Ghia, Bus,
Type 3, Thing

00281




EMPI license plate holder
only for USA license plate



Group 853 : Molding, Emblem, Body accessories

04168



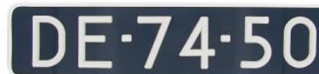
License plate bracket front
Beetle 8.1967 and later (1200
8.1973 and later), Karmann
Ghia 8.1971 and later, Bus
8.1972 and later, Type 3
8.1969 and later, Thing

04307



License plate edge white
vinyl (each)
27.5 X 19.5 cm licence plates

04308



License plate edge white
vinyl (each)
44.5 X 10.5 cm licence plates


20577



Plastic rear bench luggage
bar end plugs (Per Pair)
Bus 3.1961 until 7.1979

241853459A

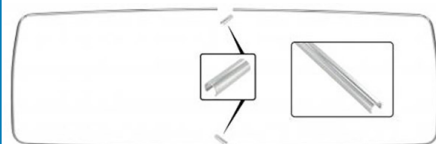
20324



Central side window molding
aluminum with vent window
Bus 8.1967 until 7.1971, use
also #20331

241853331 • 241853333 •
241853341

20323



Central side window molding
aluminum without vent
window
Bus 8.1967 until 7.1971, use
also #20330

241853331 •
113853309B(315853309)

20446



Nose emblem "VW" pastel
white (Ø 184 mm)
Bus 8.1972 until 7.1979

211853601E90D

20445



Nose emblem "VW" chrome
(Ø 184 mm)
Bus 8.1972 until 7.1979

241853601E

20447



Nose emblem clips (3 pieces)
Bus 8.1972 until 7.1979

211853619

Group 853 : Molding, Emblem, Body accessories


20448



Nose emblem clips (4 pieces)
Bus 8.1967 until 7.1972


211853615

26480




Perspex sun visor blue
Bus 8.1967 until 7.1979

26483




Perspex sun visor smoke
Bus 8.1967 until 7.1979

26482



Perspex sun visor green
Bus 8.1967 until 7.1979

26481



Perspex sun visor red
Bus 8.1967 until 7.1979

05559



Ra-Bambus storage tray
name plate

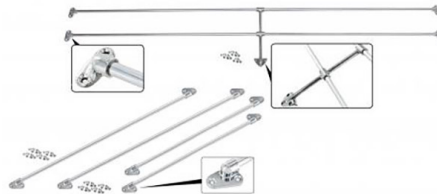
20570



Jailbar end piece (each)
Bus until 7.1967 rear and side
windows, Bus 8.1967 and
later only rear window

241853441


20569



Jailbar kit (2 side windows
and rear window)
Bus 8.1967 until 7.1979

241853441/445• 211835417/427•
241853437A• 211853438• N140873

20578



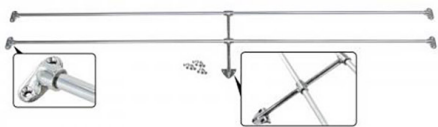
Jailbars side kit (for 2 side
windows)
Bus 8.1967 until 7.1979

211853427• 241853437A•
241853438• N140873



Group 853 : Molding, Emblem, Body accessories


 20561



Jailbar kit rear window
Bus 8.1963 until 7.1979

241853417 • 241853445 •
241853441 • N114601


 20316



Chrome plastic window
molding 300 cm (each)
Bus 8.1971 until 7.1979, rear
and side window (without
vent window)

241853345B • 241853347A •
241853355C

 00318



Chrome plastic window molding 250
cm (each)
Beetle 8.1971 and later, Bus 8.1971 until
7.1979 front and side window (with vent
window), Type 3 (rear and side window)
Notchback and Fastback 1972 (VIN 313
2067 284) and later, Type 3 Squareback
1972 (VIN 363 2067 284) and later

113853355F • 241853333B •
241853353B • 241853305B

 20481



Stainless steel side window
vent shades (Per Pair)
Bus 8.1967 until 7.1979

 20407



Molding clips (51 pieces)
Bus 8.1967 until 7.1979

241853547

 00319



Window seal molding clip
(each)
Beetle 8.1971 and later, Bus
8.1971 until 7.1979

113853309F

 00954



Window seal molding clip
(each)
Beetle 10.1952 until 7.1971,
Bus 8.1967 until 7.1971, Type
3 8.1963 and later


113853309B(315853309)

 20319



Window seal molding clip
right-angled (each)
Bus 8.1967 until 7.1979 (side
window with vent window)

241853341

 04300



Chromed aluminum license
plate holder
Licence plate dimensions,
Length: 445mm, Width:
105mm

Group 853 : Molding, Emblem, Body accessories

04302



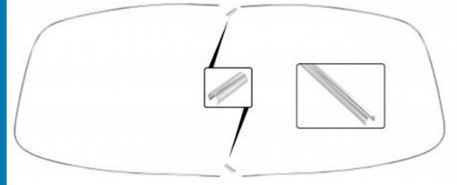
Chromed aluminum license plate holder
Licence plate dimensions,
Length: 520mm, Width:
110mm

00410



Volkswagen manuscript
emblem
universal emblem

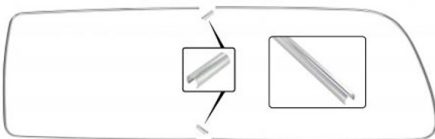
20322



Front window seal molding
aluminum
Bus 8.1967 until 7.1971, use
also #20320

**241853305B•
113853309B(315853309)**

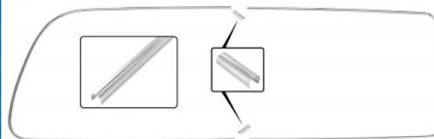
20325



Rear side window molding
aluminum without vent
window left
Bus 8.1967 until 7.1971, use
also #20332

**244853347• 241853353•
113853309B**


20326



Rear side window molding
aluminum without vent
window right
Bus 8.1967 until 7.1971, use
also #20332

**241853348• 244853354•
113853309B(315853309)**

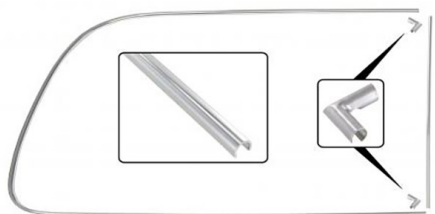
20327



Rear side window molding
aluminum with vent window
left
Bus 8.1967 until 7.1971, use
also #20333

**241853333• 241853353B•
241853341**

20328



Rear side window molding
aluminum with vent window
right
Bus 8.1967 until 7.1971, use
also #20333

**241853333• 241853354B•
241853341**




Group 857 : Dashboard, Sun visor, Safety belt, Mirror

857

Dashboard, Sun visor, Safety belt, Mirror

00568



5 panel custom interior mirror

20502



Interior mirror with anti-glare lever
Bus 8.1967 until 7.1979

211857501G

00467



Baby turbo exterior mirror
(each)

00349



Bullet exterior mirror chrome
(each)

20471



Exterior mirror Stainless Steel
left
Bus 8.1967 until 7.1979

211857513F

20472



Exterior mirror Stainless Steel
right
Bus 8.1967 until 7.1979

20475



Exterior mirror base plastic
seal (Per Pair)
Bus 8.1967 until 7.1979, Type
3, Thing

22680



Dash grab handle
Bus 8.1967 until 7.1979

211857514F

311857543

211857643B

Group 857 : Dashboard, Sun visor, Safety belt, Mirror

00515



Glove box lock with keys
Beetle VW 1200, VW 1300, VW 1500, 1302 8.1967 and later, 1303 until 7.1973, Karmann Ghia 8.1967 and later, Bus 8.1971 until 7.1979, Type 3 8.1967 and later

133857131 • 113857131

04549



Dashboard radio cover
Beetle all models 8.1957 until 7.1967 and VW1200, VW1300, VW1500 and 1302 8.1967 and later, Karmann Ghia 8.1965 until 7.1966, Bus 8.1966 until 7.1967

111857233A

22671



Dashboard edging padding
Bus 8.1969 until 7.1979 LHD

211857205B

20517



Glove box cover with hinges (non locking)
Bus 8.1967 until 7.1979

221857123

20518



Glove box organizer
Bus 8.1967 until 7.1979

211857101

20516



Glove box plastic
Bus 8.1967 until 7.1979

211857101

20519



Glove box made from fiber composite material (original look)
Bus 8.1967 until 7.1979

211857101

23389



Assist strap cloud white (each)
Mircobus Deluxe 8 seater until 7.1979

241857613A

03069



Lap seat belt black (each)
Beetle 8.1964 and later, Karmann Ghia 8.1964 and later, Bus 8.1966 and later, Type 3 6.1964 and later, Thing



Group 857 : Dashboard, Sun visor, Safety belt, Mirror

03080



Lap seat belt with Wolfsburg emblem beige (Per Pair)
Beetle 8.1964 and later,
Karmann Ghia 8.1964 and later,
Bus 8.1966 and later,
Type 3 6.1964 and later, Thing

03081



Lap seat belt with Wolfsburg emblem grey (Per Pair)
Beetle 8.1964 and later,
Karmann Ghia 8.1964 and later,
Bus 8.1966 and later,
Type 3 6.1964 and later, Thing

03082



Lap seat belt with Wolfsburg emblem red (Per Pair)
Beetle 8.1964 and later,
Karmann Ghia 8.1964 and later,
Bus 8.1966 and later,
Type 3 6.1964 and later, Thing

03079



Lap seat belt with Wolfsburg emblem black (Per Pair)
Beetle 8.1964 and later,
Karmann Ghia 8.1964 and later,
Bus 8.1966 and later,
Type 3 6.1964 and later, Thing

24088



Coat hook cloud white (each)
Bus 8.1963 until 7.1979

04156



Knob (each)
fresh air controls Beetle 1200, 1300, 1500,
1302 8.1967 and later (models without dash
cover), Beetle 1303, Karmann Ghia 8.1971 and
later, Type 3 8.1967 and later, glove box Beetle
1200, 1300, 1500, 1302 8.1967 and later, Beetle
1303 until 7.1973, Karmann Ghia 8.1967 and
later, Bus 8.1967 until 7.1979, Type 3 8.1967 and
later, airco Vanagon/T25 8.1983 until 7.1984

221857629

113819661F • 113819661C

03076



Retractable 3-point seat belt
beige (each)
Beetle 8.1964 and later (use also
#3074), Karmann Ghia 8.1964
and later, Bus 8.1966 until
7.1967, 8.1967 until 7.1979 (use
also #23072 or #23073), 8.1979
and later, Type 3 6.1964 and
later, Thing all years

03073



Retractable 3-point seat belt
grey (each)
Beetle 8.1964 and later (use also
#3074), Karmann Ghia 8.1964
and later, Bus 8.1966 until
7.1967, 8.1967 until 7.1979 (use
also #23072 or #23073), 8.1979
and later, Type 3 6.1964 and
later, Thing all years

03072



Retractable 3-point seat belt red
(each)
Beetle 8.1964 and later (use also
#3074), Karmann Ghia 8.1964
and later, Bus 8.1966 until
7.1967, 8.1967 until 7.1979 (use
also #23072 or #23073), 8.1979
and later, Type 3 6.1964 and
later, Thing all years

Group 857 : Dashboard, Sun visor, Safety belt, Mirror

23071



Retractable 3-point seat belt for the rear bench black (each)
Bus 8.1966 and later

00573



Retractable 3-point seat belt black (each)
Beetle 8.1964 and later (use also #3074), Karmann Ghia 8.1964 and later, Bus 8.1966 until 7.1967, 8.1967 until 7.1979 (use also #23072 or #23073), 8.1979 and later, Type 3 6.1964 and later, Thing all years

70418



Screw with cover edge (10 pieces)
various applications for, Beetle, Bus 8.1967 and later, Type 3

311867167

03071



Static 3-point seat belt black (each)
Beetle 8.1964 and later, Karmann Ghia 8.1964 and later, Bus 8.1966 and later, Type 3 6.1964 and later, Thing

23072



Bracket for retractable cabin seat belt left
Bus 8.1967 until 7.1979

23073



Bracket for retractable cabin seat belt right
Bus 8.1967 until 7.1979

03085



Seat belt retractor (2 point belts) (each)

111857727

04573

Geen afbeelding beschikbaar
No image available
Image non disponible



Seat belt extender (each)
Minimum extension: 11 cm,
Maximum extension: 44 cm

23074



Seat belt bracket mounting nuts (Per Pair)
Thread size: 7/16 UNF,
Thickness: 9.47mm, Wrench size: 11/16



Group 857 : Dashboard, Sun visor, Safety belt, Mirror

00235



Sun visor clips cloud white
(Per Pair)

Beetle 8.1964 until 1966
(VIN 117 408 150), Karmann
Ghia 8.1964 until 7.1967, Bus
8.1967 until 7.1979

111857561581

00236



Sun visor clips black (Per Pair)

Beetle 8.1964 until 1966
(VIN 117 408 150), Karmann
Ghia 8.1964 until 7.1967, Bus
8.1967 until 7.1979

20558



Sun visors with mirror white
(Per Pair)

Bus 8.1967 until 7.1979

20559



Sun visors black (Per Pair)

Bus 8.1967 until 7.1979

20580



Sun visors without mirror
white (Per Pair)

Bus 8.1967 until 7.1979

20583



Sun visors without mirror
black (Per Pair)

Bus 8.1967 until 7.1979

859

Ambulance interior furnishing

21768



Stop buffer (each)
sliding door catcher, Bus 8.1967
and later, Automatic running board,
Bus 8.1967 and later, ambulance
stretcher rails, Bus 8.1967 until
7.1974, pedal unit for vehicles with
power brakes, Vanagon/T25

211843749

00051



Chromed bumper, fog lights
or stretcher bolts (6 pieces)
Beetle 8.1967 and later,
Karmann Ghia, Bus 8.1973
and later, Type 3 8.1969 and
later

113707191C

Group 859 : Ambulance interior furnishing

 04051



Chromed stainless steel bumper, fog lights or stretcher bolts (6 pieces)
Beetle 8.1967 and later, Karmann Ghia, Bus 8.1973 and later, Type 3 8.1969 and later

113707191C

 60886



Windscreen clamp or ambulance interior buffers (Per Pair)
windscreen frame clamping rubber Thing, stretcher frame buffer Bus 8.1967 until 7.1974, Vanagon/T25, folding seat clamping rubber Bus 8.1970 and later

271859287

860

Floor covering, Wedge, Weapon holder, Flag socket, Retainer for first-aid kit

 70418




Screw with cover edge (10 pieces)
various applications for, Beetle, Bus 8.1967 and later, Type 3

311867167

863

Carpet, Luggage compartment upholstery

 50610



Sound absorber self-adhesive 250 x 450 x 2.4 mm (each)
Beetle, Karmann Ghia, Vanagon/T25, Type 3, used on several places

323863950 • 111837807A • 111837807C

 29934



Cabin doorstep rubbers (Per Pair)
Bus 8.1967 until 7.1972

211707291 • 211707292



Group 863 : Carpet, Luggage compartment upholstery

 29936



Cabin doorstep rubbers (Per Pair)
Bus 8.1972 until 7.1979

211863735 • 211863736

 27471



Handbrake boot
Bus 5.1960 until 7.1979

211863341


 20541



Rubber floor mat under seats
black (Per Pair)
Bus 8.1967 until 7.1979
(except for models with
swivel seats)

211863665B • 211863666B

 20544



Rubber floor mat passenger
compartment
Bus Microbus 8 seater, Microbus
Deluxe 8 seater, Microbus 9
seater, Microbus Deluxe 9 seater,
1959 (VIN 501 707) until 7.1979

211863731 • 231863731

 22462



Windscreen washer bottle
cap cover
Bus 8.1967 until 7.1979,
Vanagon/T25

211863127

 20553



Kick panels black vinyl
covered fiber board (Per Pair)
Bus 8.1967 until 7.1971 (LHD)

 20554



Kick panels black vinyl
covered fiber board (Per Pair)
Bus 8.1971 until 7.1979 (LHD)

 20542



Rubber floor mat crew cab
Bus until 7.1979 (Pickup only)

265863731

 20535



Rubber mat between cabin
seats
Bus Delivery Van, Kombi,
Microbus 8 seater, Microbus
Deluxe 8 seater, 8.1967 until
7.1979

211863781A

Group 863 : Carpet, Luggage compartment upholstery


20536



Floor mat front (rubber)
Bus 8.1967 until 7.1972 (LHD)

211863711D

20538



Floor mat front for vehicles
with a manual transmission
Bus 8.1972 and later 7.1979
LHD

211863711G

26501



Carpet floor mat black
Bus 8.1972 until 7.1979 (LHD)

20533



Black rubber seat stand
surround mats (Per Pair)
Bus 8.1976 until 7.1979

20586



Aluminum door pull grab
handles (Per Pair)
Bus 8.1967 until 7.1979

01189



Armrest mounting plugs
(spread nut) (4 pieces)
Beetle 8.1972 and later,
Karmann Ghia 8.1972 and
later, Bus 1975 until 7.1979,
Type 3 1972 and later

803867199

867
Door trim, Sidewall
upholstery,
Armrest,
Headlining



Group 867 : Door trim, Sidewall upholstery, Armrest, Headlining


 20390



Door panel bungs (42 pieces)
Bus 8.1967 until 7.1979 door
panels, Type 3 until 7.1966
squareback rear panels

361867425


 20409



Trim panel panel clips (25
pieces)
Bus 1963 (1 222 026) until
7.1979

221867615A

 24409



Trim panel clips (42 pieces)
Bus 8.1967 until 7.1979

N0143781

 20120



Cabin door panel protection
foil (Per Pair)
Bus 8.1967 until 7.1979

241867161043

 20584



Deluxe door pull grab handle
(each)
Bus 8.1967 until 7.1979

 09919



Damping felt headliner and
seat pads (80 x 120 cm)
Beetle, Karmann Ghia, Bus,
Type 3

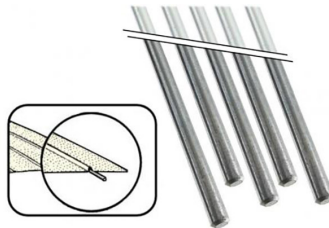
 20551



Cabin door panels black vinyl
(Per Pair)
Bus 8.1967 until 7.1979

211867015

 22906



Headliner Bows (3.95 x 1530
mm) (5 pieces)
Bus, Type 3

 22855



Headliner perforated vinyl,
cab section, Off White
Bus 8.1963 until 7.1979 (2
bows)

Group 867 : Door trim, Sidewall upholstery, Armrest, Headlining

 22856



Headliner perforated vinyl,
Off White
Bus 8.1964 until 7.1979
Pickup single cab 2 bows

 22857



Headliner perforated vinyl,
Off White
Bus 8.1964 until 7.1974
Double Cab 4 bows

 22852



Headliner perforated vinyl,
with sliding roof, Off White
Bus 8.1967 until 7.1972 8
bows (3 x sunroof)

 22853



Headliner perforated vinyl,
with sliding roof, Off White
Bus 8.1972 until 7.1974 7
bows (3 x sunroof)

 22854



Headliner perforated vinyl,
with sliding roof, Off White
Bus 8.1974 until 7.1979 6
bows (With sunroof 3 bow)

 22902



Headliner perforated vinyl,
without sliding roof, Off
White
Bus 8.1967 until 7.1971 (9
bows)

 22903



Headliner perforated vinyl,
without sliding roof, Off
White
Bus 8.1971 until 7.1979 (9
bows)

 02930



Headliner bow covers (14
pieces)
Beetle sedan, Bus, Type 3

 20555



Storage pockets with cup
holder (Per Pair)
Bus

113867649

Group 867 : Door trim, Sidewall upholstery, Armrest, Headlining

70418



Screw with cover edge (10 pieces)
various applications for,
Beetle, Bus 8.1967 and later,
Type 3

311867167

27590



Hinge covers (Per Pair)
Bus 8.1967 until 7.1979

211867529A

20121



Sliding door panel protection
foil
Bus 8.1967 until 7.1979

10476



Speednut 4.2 mm (4 pieces)
Karmann Ghia dash heater/fresh air
duct 8.1970 and later, Bus door pull
grab handle 8.1967 until 7.1979,
Vanagon/T25 dashboard instrument
panel, Type 3 licence plate frame for
Italian models 8.1969 and later

211837223• N0154301•
N154301

20585



Standard door pull grab
handle (each)
Bus 8.1967 until 7.1979

211867161B043

20540



Black rubber seat stand
surround mats (Per Pair)
Bus Microbus 8 seater,
Microbus Deluxe 8 seater,
8.1967 until 7.1976

221867765D• 221867766A

871

Convertible top, mechanism

03169



Press Fasteners with screws
(set)

Group 877 : Sliding roof

877

Sliding roof

24741



Rear sliding roof guide (each)
Bus 8.1967 until 7.1979

241877541

70418



Screw with cover edge (10 pieces)
various applications for,
Beetle, Bus 8.1967 and later,
Type 3

311867167

04741



Sliding roof guide rail retainers (Per Pair)
Beetle 1200-1300-1302
8.1963 and later, Bus until
7.1979, Type 3

313877359


24749



Sliding roof cable guide/
cover (3-part)
Bus 8.1967 until 7.1979, Type
3 1965 and later only right
side can be used

313877366A • 241877369 •
241877361


24739



Sliding roof cable left
Bus 8.1967 until 7.1979

241877305

24740



Sliding roof cable right
Bus 8.1967 until 7.1979

241877306

04745



Sliding roof gear for gear
assembly
Beetle, Bus 8.1967 until
7.1979, Type 3

117877407 • 313877407

20091



Sliding roof felt seal
Bus 8.1967 until 7.1979

241877223

Group 877 : Sliding roof

04746



Sliding roof crank handle
base cloud white
Beetle, Bus, Type 3, Vanagon/
T25

313877465581

04742



Sliding roof crank handle
finger plate cloud white
Beetle, Bus, Type 3 8.1963
and later squareback, Type
3 1963 and later notchback,
Vanagon/T25

117877433

03738



Sliding roof crank handle
cloud white
Beetle 8.1967 and later, Bus
8.1967 until 7.1979, Type 3
8.1967 and later

117877453581 • 161877453581

03737



Sliding roof crank handle
silver beige
Beetle 8.1967 and later, Bus
8.1967 until 7.1979, Type 3
8.1967 and later

117877453466 • 161877453466

04754



Sliding roof cable spring
plate (each)
Beetle, Bus 8.1967 until
7.1979, Type 3

241877373

24742



Front sliding roof guide
stainless steel (each)
Bus 8.1967 until 7.1979

241877481

881

Front seats, Padding, Upholstery

27484



Steering column and cabin bench seat
stop (each)
Steering column, Beetle export models
and convertible 8.1959 until 7.1970,
VW1200, VW1300 and VW1500 8.1964
and later, Karmann Ghia 8.1959 and later,
Bench bottom, Bus all models cabin bench
until 7.1962, Pickup double cab rear bench
until 7.1979

211881895A

09919



Damping felt headliner and
seat pads (80 x 120 cm)
Beetle, Karmann Ghia, Bus,
Type 3

Group 881 : Front seats, Padding, Upholstery

29167



Headrest guide sleeves (Per Pair)
Bus 8.1972 until 7.1979

211881561

03115



Poly high back seat (each)

03116




Seat cover (each)
for the Poly high back seat
#3115

03173



Hog ring fasteners (100 pieces) including plier
for fastening seat upholstery

23522



Horsehair padding, backrest,
2/3 front bench (each)
Bus 8.1962 until 7.1976

211881776A

23523



Horsehair padding, backrest,
cab front seat (each)
Bus 8.1967 until 7.1974

211881775C


23524



Horsehair padding, backrest,
cab front seat (each)
Bus 8.1974 until 7.1979

211881775G

23520



Horsehair padding, bottom
or backrest, front bench
(each)
Bus 8.1955 until 7.1962
cab, Bus 8.1958 until 7.1979
Double Cab

211881375

23531



Horsehair padding, bottom,
2/3 front bench (each)
Bus 8.1962 until 7.1976

211881370A

Group 881 : Front seats, Padding, Upholstery


23530



Horsehair padding, bottom, cab front seat (each)
Bus 8.1963 until 7.1967

211881369B

23532



Horsehair padding, bottom, cab front seat (each)
Bus 8.1974 until 7.1979

211881375H

23533



Horsehair padding, bottom, cab front seat (each)
Bus 8.1967 until 7.1974

211881375C

29193



Seat cover set, chequered brown/beige, (per seat) (2-part)
Bus Westfalia 8.1967 until 7.1974

29198



Seat cover set, chequered brown/beige, (per seat) (2-part)
Bus Westfalia 8.1974 until 7.1979

29196



Seat cover set cover, chequered yellow/green/orange, (per seat) (2-part)
Bus Westfalia 8.1974 until 7.1979

29195



Seat cover set, chequered green/yellow, (per seat) (2-part)
Bus Westfalia 8.1974 until 7.1979

29192



Seat cover set cover, chequered orange/yellow/green, (per seat) (2-part)
Bus Westfalia 8.1967 until 7.1974

29197



Seat cover set cover, chequered orange/yellow/green, (per seat) (2-part)
Bus Westfalia 8.1974 until 7.1979

Group 881 : Front seats, Padding, Upholstery

 29165



Seat side cover plate left
(each)
Bus 8.1976 and later

22188147701C

 29166



Seat side cover plate right
(each)
Bus 8.1976 and later

25188147801C

 03111



Seat and bench frame
upholstery welding tabs (10
pieces)

 03172



Seat knob guide kit (each)
Beetle 8.1971 and later

113898633E • 113881633D •
311881247 • 113881607A

 03102



Seat rails and back rest adjusting knob
silver beige (Per Pair)
Beetle seat rails: export models, VW1300,
VW1500, 1302 and 1303 until 7.1972,
standard models and VW1200 8.1965
until 7.1972, back rest: 8.1972 until 7.1975,
Karmann Ghia all, Bus until 7.1979, Type 3
1972 (VIN 312 2133 001) and later, Thing
all

111881251466

 03101



Seat rails or back rest adjusting knob black
(Per Pair)
Back rest Beetle 8.1972 until 7.1975, Seat
rails Beetle, export models, VW1300,
VW1500, 1302 and 1303 until 7.1972,
standard models and VW1200 8.1965 until
7.1972, Karmann Ghia all years, Bus until
7.1979, Type 3 1972 (VIN 312 2133 001)
and later, Thing all years

113881251C • 111881251B043

 03110



Universal seat frame (each)



Group 883 : Mid seat, padding, fixing material Bus

883

Mid seat, padding, fixing material Bus

29110



Grab handle Westfalia roof or middle bench
Bus 8.1967 and later

221883809C


23541



Horsehair padding, folding section of backrest, 2/3 middle bench
Bus 3.1955 until 7.1979

211883755

23542



Horsehair padding, backrest, 3/4 middle bench
Bus 3.1955 until 7.1979

211883777

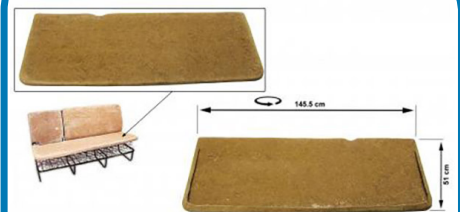
23540



Horsehair padding, fixed section of backrest, 2/3 middle bench
Bus 3.1955 until 7.1979

211883775


23545



Horsehair padding, bottom, 2/3 middle bench
Bus 3.1955 until 7.1979

211883373

23546



Horsehair padding, bottom, 3/4 middle bench
Bus 3.1955 until 7.1979

211883375

03111



Seat and bench frame upholstery welding tabs (10 pieces)

Group 885 : Rear seat padding, Fixing material

885

Rear seat padding,
Fixing material

 20565



Rear seat backrest mounting
brackets (Per Pair)
Bus until 7.1979

221885595 • 221885595D •
221885595E

 09919



Damping felt headliner and
seat pads (80 x 120 cm)
Beetle, Karmann Ghia, Bus,
Type 3

 28072



Mounting bolt/nut kit middle
bench (8-part)
Bus until 7.1979

 28070



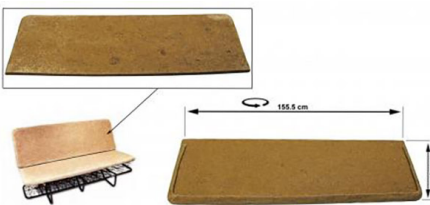
Rear seat mounting kit (12-
part)
Bus until 7.1979

 28071



Mounting kit middle bench
(16-part)
Bus until 7.1979

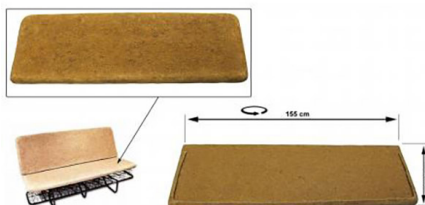
 23575



Horsehair padding, backrest,
rear bench
Bus 3.1955 until 7.1979

211885775A

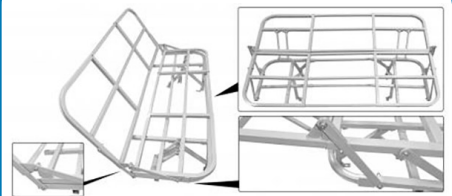
 23580



Horsehair padding, bottom,
rear bench
Bus 3.1955 until 7.1979

211885375A

 23601



Rock & Roll bed
Bus

Group 885 : Rear seat padding, Fixing material

03111



Seat and bench frame upholstery welding tabs (10 pieces)

887

Wheel chair,
Folding seat,
Stretcher

60886



Windscreen clamp or ambulance interior buffers (Per Pair)
windscreen frame clamping rubber Thing, stretcher frame buffer Bus 8.1967 until 7.1974, Vanagon/T25, folding seat clamping rubber Bus 8.1970 and later

271859287

60888



Windscreen or folding seat locking retainer (Per Pair)
windscreen frame Thing, folding seat Bus 8.1970 and later

181847441 • 271887759

897


Origin plates

09683



Origin plate S (Sweden)

709541



Origin plate B (Belgium)

Group 897 : Origin plates

709621




Origin plates for Duitje
Duitsland

709162



Origin plates for Suomi
Suomi

709581



Origin plates for France
Frankrijk

709501



Origin plates for Holland
Nederland

709684



Origin plates for Norge
Noorwegen

898

Interior accessories

09881



Car dehumidifier with
saturation indicator

01011



Flower vase classic

Group 898 : Interior accessories

00698



Electric fan for cold and warm air
#NAME?

20555



Storage pockets with cup holder (Per Pair)
Bus

20548



Under dash storage tray (bamboo)
Bus 8.1967 until 7.1979

20549




Under dash storage tray plastic (Ra-Bambus)
Bus 8.1967 until 7.1979

20546




Under dash tray with storage pockets (black ABS)
Bus 8.1967 until 7.1979 (except deluxe models)

04260



Vintage Safety Vent door window rack ivory
Beetle, Bus 8.1967 and later, Type 3

04258



Vintage Safety Vent door window rack black
Beetle, Bus 8.1967 until 7.1979, Type 3



Electricity

Group 9



Group 903 : Dynamo and alternator

903

Dynamo and alternator

01559



Dynamo and alternator woodruff key (Per Pair)
Type-1 engines, Type-3 engines

N0127051 • N127051

01939



Generator inspection cover
Type-1 engines with Ø 105mm generators

111903531

01963



Generator/alternator bearing (each)
Type-1 engine generator front/rear, alternator rear, Type-3 engine generator front/rear

111903221A

41961



Alternator air exhaust boot
Type-4 engines 1800 AP until 7.1974, 1700 CA, CE all

021903655B

41962



Alternator air exhaust boot
Type-4 engines 1800 AP 8.1974 and later, 1800 ED all, 2000 GD until 7.1976, 2000 CJ all

022903655

01942



Alternator/generator V-belt toothed
Type-1 engines with 146mm power pulley

055903137G

01943



Generator/alternator V-belt toothed
Type-1 engines with 177mm pulley

111903137E

41944



Alternator V-belt toothed
Type-4 engines 1700cc and 1800cc, 2000cc with engine code CJ, GD or GE, Type-3 engines replacement for alternator conversion #31965

068903137D

Group 903 : Dynamo and alternator

03941



Generator V-belt toothed
A-quality
Type-1 engines with 170mm
pulley (except 25hp)

111903137D

01941



Generator V-belt toothed
B-quality
Type-1 engines with 170mm
pulley (except 25hp)

111903137D

21941



Generator/alternator V-belt
Type-1 engines with 177mm
pulley

111903137E

21559



Alternator, intermediate shaft and
crank pulley woodruff key
Type-4 engines until 7.1979 crankshaft
and alternator pulley, Diesel engines
intermediate shaft and alternator
pulley all years, crankshaft pulley until
7.1982, Waterboxer engines alternator
pulley 8.1985 and later

N127081• N0127082

01936



Alternator/generator shims
(10 pieces)

111903131A

01920



Alternator or generator
pulley chrome
Type-1 engines with a 6 or
12V 105mm generator or
alternator

03934



Dynamo/Alternator pulley
mounting kit
8.1955 and later

211903183• 111903181

02093



Alternator or generator
pulley black
Type-1 engines with a 6 or
12V 105mm generator or
alternator

131903109• 043903109

02083



Galvanized alternator or
generator stock style strap
Type-1 engines with an
alternator or a 105mm
generator

113901141B

Group 903 : Dynamo and alternator

01978



Generator
Beetle, Karmann Ghia, Bus
until 7.1968, Thing (only
civilian)

113903031P• 113903031PX•
113903031GX

01962



Brushes alternator 12V (Per
Pair)
Type-1 engines until 1974,
+ Bosch ALN82, Cinap 3756,
Paruzzi #3964

41960



Brushes generator 12V (Per
Pair)
Type-4 engines 1700-1800-
2000cc (engine code CJ, GD
GE)

01966



Serpentine belt
replacement for kit #1968

01968



Serpentine belt pulley system
Type-1 engines 8.1960 and
later (except 30hp)

01933



Stainless steel alternator/
generator T-bolt strap
Type-1 engines with an
alternator or a 105mm
generator

01955



Voltage regulator 12V
(generator)
Type-1 engines, Type-3
engines

113903803E

01953



Voltage regulator 12V
alternator
Type-1 engines 8.1974 and
later for OEM mounted
alternators only

043903803F

01979



Voltage regulator 12V alternator
Bosch AL82N (Paruzzi #1964),
Cinap 3756, reproductions
(Paruzzi #3964), stock
replacement Beetle 1993 (VIN
11-R-068 482) and later

0409038033

Group 903 : Dynamo and alternator

01952



Voltage regulator for a 12V alternator
Type-1 engines until 1974

043903803A

03952



Voltage regulator for a 12V alternator
Bus until 7.1979 with Type-1 engine
1600cc with engine code AS and
alternator 043 903 023 B, Type-4
engines, Thing with Type-1 engine
1600cc with engine code AL 1.1975
until 1.1977

043903803B

01931



Chromed alternator or
generator stock style strap
Type-1 engines with an
alternator or a 105mm
generator

04934



Chromed dynamo or
alternator pulley mounting
kit
Type-1 engines

41964



Alternator
Type-4 engines until 7.1979

**021903023A • 021903023F •
021903023FX**

01965



Alternator conversion kit 55
amp A-quality
Type-1 engines (except
25hp+30hp)

04965



Alternator conversion kit
B-quality
Type-1 engines (except
25hp+30hp)

01964



Alternator A-quality
Type-1 engines 1200 1974(D
1290660) and later, 1300 1974(AC
0008540 and AR 0123910) and
later, 1600 1974 (AF 0092965, AS
0202630, AJ 0078347, AJ 0012505
and ACD VIN 11-R-068 482) and later

**0409030251 • 043903023B •
043903023C • 043903023D**

41963



Alternator rear bearing (each)
Type-4 engine, CT/CZ engine,
Waterboxer engines 45 and
65A

054903221A • 035903221D

Group 903 : Dynamo and alternator

03964



Alternator B-quality
Type-1 engines 1200 1974(D 1290660) and later, 1300 1974(AC 0008540 and AR 0123910) and later, 1600 1974 (AF 0092965, AS 0202630, AJ 0078347, AJ 0012505 and ACD VIN 11-R-068 482) and later

0409030251 • 043903023B • 043903023C • 043903023D

03694



Alternator and/or voltage regulator plug (each)
Beetle with Type-1 engine until 1974, Bus until 7.1979 with Type-1 engine 1600cc with engine code AS and alternator 043 903 023 B, Type-4 engine, Thing with Type-1 engine 1600cc with engine code AL 1.1975 until 1.1977

021971841

04963




Alternator front bearing (each)
Type-1 engine, Type-4 engine, CT/CZ engine, Waterboxer engines 45 and 65A, Diesel engine 45 and 65A

021903221E • 021903221A

905

Ignition system,
Ignition switch

02246



123 distributor with vacuum advance for carburetor engines
Type-1 engines (except 25hp and 30hp engines), Type-3 engines, CT/CZ engines, Type-4 engines

123/VW-R-V

02250



123 distributor for engines with a D-Jetronic injection system
Type-1 engines, Type-3 engines, Type-4 engines

02252



123 distributor spacer ring
Distributor #2245, #2246, #2247, #2248 and #2250


02245



123 distributor without vacuum advance for carburetor engines
Type-1 engines (except 25hp+30hp engines), Type-3 engines, CT/CZ engines, Type-4 engines

123/VW-R

02247



123 TUNE distributor for carburetor engines
Type-1 engines (except 25hp+30hp engines), Type-3 engines, CT/CZ engines, Type-4 engines

123/TUNE-4-R-V-V

Group 905 : Ignition system, Ignition switch

02248



123 TUNE+ distributor with bluetooth for carburetor engines
Type-1 engines (except 25hp+30hp engines), Type-3 engines, CT/CZ engines, Type-4 engines

123/TUNE+-4-R-V-V

02056



Coil relocate bracket
Type-1 engines for cross-bar linkages, Type-3 engines stock replacement 8.1963 and later

341905131B

02060



Coil cover stainless steel

02165



Coil with mounting bracket
12V
all models with conventional ignition points and all models using electronic ignition
#2013, #4012, #4013 or #4014

113905115

72053



Coil without mounting bracket for electronic ignition
Vanagon/T25 until 1984 (VIN 2--E-155000)

211905115B

02053



Coil without mounting bracket 12V
all models with conventional ignition points and all models using electronic ignition
#2013, #4012, #4013 or #4014

043905115C

42020



Spark plug Bosch W7DC for stock engines (4 pieces)
Type-4 engines, CT/CZ engines, Waterboxer engines 1900cc with engine code EY

N01781139

02015



Spark plug Bosch W8AC for stock engines (4 pieces)
Type-1 engines until 9.1992, Type-3 engines

N01780113

42015



Spark plug Bosch W8CC for stock engines (4 pieces)
Type-4 engines

N01781126



Group 905 : Ignition system, Ignition switch

 42016



Spark plug NGK BP5ES for stock engines (4 pieces)
Type-1 engines 10.1992 and later, Type-4 engines, CT/CZ engines 1980 (engine nr. 065011) and later

101000047AA

 02067



Spark plug NGK BP5HS for stock engines (4 pieces)
Type-1 engines until 9.1992, Type-3 engines, CT/CZ engines until 1980 (engine nr. 065010)

101000048AA

 42017



Spark plug NGK BP6ES for tuned engines (4 pieces)
Type-1 engines 10.1992 and later, Type-4 engines, CT/CZ engines 1980 (engine nr. 065011) and later

 02068



Spark plug NGK BP6HS for tuned engines (4 pieces)
Type-1 engines until 9.1992, Type-3 engines, CT/CZ engines until 1980 (engine nr. 065010)

 42018



Spark plug NGK BP7ES for tuned engines (4 pieces)
Type-1 engines 10.1992 and later, Type-4 engines, CT/CZ engines 1980 (engine nr. 065010) and later

 02069



Spark plug NGK BP7HS for tuned engines (4 pieces)
Type-1 engines until 9.1992, Type-3 engines, CT/CZ engines until 1980 (engine nr. 065010)

 42019



Spark plug NGK BP8ES for tuned engines (4 pieces)
Type-1 engines 10.1992 and later, Type-4 engines, CT/CZ engines 1980 (engine nr. 065011) and later

 02076



Spark plug NGK BP8HS for tuned engines (4 pieces)
Type-1 engines until 9.1992, Type-3 engines, CT/CZ engines until 1980 (engine nr. 065010)

 02016



Spark plug NGK DPR7EA-9 with 12 mm thread (4 pieces)
Type-1 engines, Type-3 engines, CT/CZ engines

Group 905 : Ignition system, Ignition switch

02047



Ignition wire separators blue

02050



Ignition wire separators chrome

02048



Ignition wire separators yellow

02046



Ignition wire separators red

02049



Ignition wire separators black

72098



Ignition wire kit
Waterboxer engines 1900cc
engine code DF, DG, and DH
until 7.1984 (VIN 2--E-155000)*,
engine code GW 8.1983 until
7.1984 (VIN 2--E-155000)*

171998031B • 321998031A •
321998031 • 056998031A

02038



Ignition wire kit high
performance blue 7 mm
Type-1 engines until 9.1992

02037



Ignition wire kit high
performance yellow 7 mm
Type-1 engines until 9.1992

02039




Ignition wire kit high
performance red 7 mm
Type-1 engines until 9.1992



Group 905 : Ignition system, Ignition switch

02019



Spark plug seals (4 pieces)
Type-1 engines, Type-3 engines, Type-4 engines, CT/CZ engines

111905449

04055



Ignition wire holders for 2 wires (each)
Type-1 engines, Type-3 engines until 7.1969

311905451

42100



Ignition wire kit black
A-quality
Type-4 engines

021998031

42099



Ignition wire kit black
B-quality
Type-4 engines

021998031

02028



Condenser
009 distributors

02080



Condenser
Type-1 engines 30hp 8.1959 and later, 34hp until 7.1965, 1200cc until 1974 (D 1 307 618), 1300cc until 7.1970, 1500cc, 1600cc until 7.1970, Type-3 engines 1500cc 1964 (784 310) until 7.1965, K 8.1966 and later, 1600cc T until 7.1969, U 1969 (U 0 230 434) until 1970 (U 0 374 850)

311905295A

02081



Condenser
Type-1 engines 1300 AC until 1973 (007 319), AB until 1973 (830 937), 1600 AE, AH or AM all, AF until 1972 (032 050), AD until 1973 (754 527), AG 1971 (002 437) until 2.1973, AL until 8.1975, Type-3 engines 1600 U and X all, Type-4 engines 1700 CA until 1972 (0 040 493)

311905295C

02082



Condenser
Type-1 engine 1200cc 1974 and later, 1300cc AR all, AB 1973 and later, AC 1973 and later, 1600cc AS and AJ all, AL 9.1975 and later, AD 1973 and later, AF 1972 and later, Type-4 engine 1700cc CA 1973 and later, 1800cc all, 2000cc CJ, CV and GD all, GE 8.1979 and later, CT engines, Waterboxer engines

028905295B

02004



Ignition points
Type-1 engines 30hp until 7.1960, 1600cc with engine code AL, AS and AD all and AG until 2.1973, Type-3 engine 1500cc 8.1963 until 7.1964

111998053 • 111998055 • 181998053

Group 905 : Ignition system, Ignition switch


02010



Ignition points
Type-1 engines 30hp 8.1960 and later, 34hp until 7.1965, 1600cc until 7.1970, Type-3 engine 1500cc until 7.1963

111998057

02054



Ignition points
Type-1 engines 1200 1974 (D 1 307 619) and later, 1300 8.1968 and later, 1500 1967 (L 0 019 430) and later, 1500 1967 (H 0 879 927 and 5 077 366) and later, 1600, Type-3 engines 1500 until 7.1964, 1600 (engine code U), 1600 1967 (T 0 463 430) and later, Type-4 engines, Waterboxer engines, 009

311998063• 059998051B

02059



Ignition points
Type-1 engines 30hp 8.1959 and later, 34hp until 7.1965, 1200cc 8.1965 until 1974 (D 1 307 618), 1300cc until 7.1970, 1500cc, 1600cc until 7.1970 + 1988 (VIN 11-J-012 805) until 9.1992, Type-3 engines 1500cc with engine code K 8.1968 and later, 1600cc with engine code T 8.1968 and later

111998063

00631



Ignition switch
Beetle 8.1967 until 7.1970, Beetle 8.1966 until 7.1967 with an optional steering lock (M55), Karmann Ghia 8.1967 until 7.1970, Bus 8.1967 until 7.1970, Type 3 8.1966 until 7.1970, Thing until 7.1970

113905853


00632



Ignition switch
Beetle 8.1970 and later, Karmann Ghia 8.1970 and later, Type 3 8.1970 and later, Bus 8.1970 and later, Thing 8.1970 and later

191905855• 411905855C• 113905855B• 113905855A

00689



Ignition switch
Beetle 8.1967 until 7.1970, Karmann Ghia 8.1967 until 7.1970, Bus 8.1967 until 7.1970, Type 3 8.1967 until 7.1970, Thing until 7.1970

311905865A

00692



Ignition switch
Beetle 1300/1302 8.1970 until 7.1971, Beetle 1200 8.1970 until 7.1975, Karmann Ghia 8.1970 until 7.1971, Bus 8.1970 until 74 (VIN 294 2164 059), Thing 8.1970 until 2.1973

111905865F

00694



Ignition switch
Beetle 1300/1303 1973 (VIN 114 2358 022) and later, Beetle 1200 8.1975 and later, Karmann Ghia 1973 (VIN 144 2358 022) and later, Bus 1974 (VIN 214 2164 060) and later, Thing 1974 (VIN 184 2356 316) until

111905865L

26427



Door handles and ignition switch kit with 1 key
Bus 8.1970 until 7.1979, Thing 8.1970 and later

211837205N• 211905855B• 181905853A



Group 905 : Ignition system, Ignition switch

02013



Electronic ignition
Beetle 1968-1979, Karmann
Ghia 1968-, Bus 1968-1983,
Type 3 1968-, Thing

04014



Electronic ignition
009 and 050 distributors
Bosch 0 231 178 009 and 9
230 081 050, Paruzzi #2234
and #1999

02036



Oil filled "Flame-Thrower" coil
12V
all models with conventional
ignition points and all
models using electronic
ignition #2013, #4012, #4013
or #4014

20977



Uncut key (L profile)
Bus 8.1966 until 7.1970 (used
for all locks), Thing until
7.1970 (used for all locks)

111837219AS67

20978



Uncut key (R profile)
Bus 8.1970 until 7.1979 (used
for all locks), Thing 8.1970
and later (used for all locks)

111837219AS93

03489



Breather- fuel hose and ignition wire clips
(Per Pair)
Beetle and Karmann Ghia until 7.1967
fuel tank breather hose, Bus 8.1971 until
7.1976 fuel tank hose, 8.1974 until 7.1977
L-jetronic fuel hose, 8.1973 until 7.1979
gas heater fuel hose, 8.1967 until 7.1979
spark plug wires Type-4 engine, Type 3
spark plug wires

111201261• 211201249A

02026



Rotor
Bosch 050 distributor

040905225

05057



Rotor
all models 123 ignitions
#2245, #2246, #2247, #2248
and #2250

02032



Rotor (5 kilo-ohm)
Type-1 engines 30hp 8.1959 and later,
34hp until 7.1965, 1200, 1300, 1500
and 1600cc 8.1968 and later, Type-3
engines 1500cc 8.1968 and later,
1600cc 8.1968 until 7.1969, Type-4
engines Bus until 7.1979, Waterboxer
engines 1900cc, 009 distributors

113905225E

Group 905 : Ignition system, Ignition switch

22033



Rotor (5 kilo-ohm) with rev limiter at 5400 RPM
Type-4 engines 1700cc, 1800cc with engine code AW and AP, 2000cc with engine code CJ

021905225

02017



Rotor A-quality
Type-1 engines 30hp 8.1960 and later, 34hp 1964 (8 350 310) until 7.1965, 1200cc 8.1965 until 7.1968, 1300, 1500 and 1600cc until 7.1968, Type-3 engines 1500cc 8.1963 until 7.1968, 1600cc until 7.1968 and 8.1969 and later

111905225F

02006



Rotor B-quality
Type-1 engines 30hp 8.1960 and later, 34hp 1964 (8 350 310) until 7.1965, 1200cc 8.1965 until 7.1968, 1300, 1500 and 1600cc until 7.1968, Type-3 engines 1500cc 8.1963 until 7.1968, 1600cc until 7.1968 and 8.1969 and later

111905225F

02034



Spiro Pro "409" Race ignition wire kit blue
Type-1 engines until 9.1992, CT/CZ engines

02033



Spiro Pro "409" Race ignition wire kit red
Type-1 engines until 9.1992, CT/CZ engines

02072



Spiro Pro "409" Race ignition wire kit black
Type-1 engines until 9.1992, CT/CZ engines

02042



Stock ignition wire kit blue
Type-1 engines until 1988 (11-J-012 804), CT/CZ engines

02040



Stock ignition wire kit yellow
Type-1 engines until 1988 (11-J-012 804), CT/CZ engines

04045



Stock ignition wire kit green
Type-1 engines until 1988 (11-J-012 804), CT/CZ engines



Group 905 : Ignition system, Ignition switch

02043



Stock ignition wire kit red
Type-1 engines until 1988
(11-J-012 804), CT/CZ engines

02164



Stock ignition wire kit black
A-quality
Type-1 engines until 1988
(VIN 11-J-012 804), CT/CZ
engines

02045



Stock ignition wire kit black
B-quality
Type-1 engines until 1988
(11-J-012 804), CT/CZ engines

111998031 • 070998031


111998031 • 070998031

02412



Start relay 12V

02099



Distributor with vacuum
advance
Type-1 engines with Solex
carburetor 30 PICT-3, 31 PICT-
3, 31 PICT-4, 34 PICT-3, 34
PICT-4

02234



009 distributor standard

043905205

0231178009

01999



009 distributor chrome

02002



Distributor seal
all petrol engines

02065



Distributor vacuum advance
Type-1 engines 1200 D 1974 (1 268
063) until 1975 (1 357 043), 1300 AC
1973 (0 07 320) and later, AB 1973
(830 938) and later, AR all years, 1600
AF 1972 (032 051) and later, AD 1973
(754 528) and later, AS all years, AL
until 8.1975, CT engines all

9230081094

111905261

043905271

Group 905 : Ignition system, Ignition switch

02001



Distributor clamp galvanized
Type-1 engines, Waterboxer
engines

113905250

02003



Distributor clamp chrome
Type-1 engines, Waterboxer
engines

113905250

02025



Distributor cap
Bosch 050 distributor

0419052072

04063



Distributor cap
123 distributor until 2012

059905207

02062



Distributor cap A-quality
Type-1 engines 30hp 8.1960 and
later, 34hp until 7.1965, 1200cc,
1300cc and 1500cc until 7.1968,
1600cc until 7.1970, Type-3
engines 1500cc 8.1963 until
7.1968, 1600cc all years

111905207C

02063



Distributor cap A-quality
Type-1 engines 8.1959 until 1988
(VIN 11-J-012 804), Type-3 engines
8.1968 and later, Type-4 engines,
CT/CZ engines, Waterboxer engines
until 7.1984 (VIN 2--E-155000),
123 distributor 2012 and later, 009
distributor

113905207A• 113905207C

02030



Distributor cap B-quality
Type-1 engines 8.1959 until 1988
(VIN 11-J-012804), Type-3 engines
8.1968 and later, Type-4 engines,
CT/CZ engines, Waterboxer engines
until 7.1984 (VIN 2--E-155000),
123 distributor 2012 and later, 009
distributor

113905207A• 113905207C

02031



Distributor cap B-quality
Type-1 engines 30hp 8.1960 and
later, 34hp until 7.1965, 1200cc,
1300cc and 1500cc until 7.1968,
1600cc until 7.1970, Type-3
engines 1500cc 8.1963 until
7.1968, 1600cc all years

111905207C

02022



Distributor cap blue transparent
Type-1 engines 8.1959 until
1988 (VIN 11-J-012 804), Type-
3 engines 8.1968 and later,
Type-4 engines, CT/CZ engines,
Waterboxer engines until
7.1984 (VIN 2--E-155000), 123
distributor 2012 and later, 009
distributor



Group 905 : Ignition system, Ignition switch

02023



Distributor cap yellow transparent

Type-1 engines 8.1959 until 1988 (VIN 11-J-012 804), Type-3 engines 8.1968 and later, Type-4 engines, CT/CZ engines, Waterboxer engines until 7.1984 (VIN 2--E-155000), 123 distributor 2012 and later, 009 distributor

02024



Distributor cap smoke transparent

Type-1 engines 8.1959 until 1988 (VIN 11-J-012 804), Type-3 engines 8.1968 and later, Type-4 engines, CT/CZ engines, Waterboxer engines until 7.1984 (VIN 2--E-155000), 123 distributor 2012 and later, 009 distributor

02021



Distributor cap red transparent

Type-1 engines 8.1959 until 1988 (VIN 11-J-012 804), Type-3 engines 8.1968 and later, Type-4 engines, CT/CZ engines, Waterboxer engines until 7.1984 (VIN 2--E-155000), 123 distributor 2012 and later, 009 distributor

02020



Distributor cap clear transparent

Type-1 engines 8.1959 until 1988 (VIN 11-J-012 804), Type-3 engines 8.1968 and later, Type-4 engines, CT/CZ engines, Waterboxer engines until 7.1984 (VIN 2--E-155000), 123 distributor 2012 and later, 009 distributor

02070



Waterproof ignition cap black (2-part)
009 distributors

03497



Hi-Torque starter
Beetle 8.1966 and later, Karmann Ghia 8.1966 and later, Bus 8.1966 until 7.1975, Type 3 8.1966 and later, Thing

23497



Hi-Torque starter
Bus 8.1975 until 7.1979, Vanagon/T25 with an CT/CZ or Type-4 engine until 1981 (VIN 2--B-093610)

911

Start system

Group 911 : Start system

02412



Start relay 12V

04547



Starter 12V
Beetle, Karmann Ghia, Bus
until 1981 (VIN 2--C-002 906),
Type 3, only for automatic
transmission

003911023B

01549



Starter 12V A-quality
Beetle 8.1966 and later, Karmann
Ghia 8.1966 and later, Bus 8.1966
until 7.1975, Type 3 8.1966 and
later, Thing, - only for manual
transmission, - for cars until
7.1966 use also #1593

311911023D• 113911023

01595



Starter 12V B-quality
Beetle 8.1966 and later, Karmann
Ghia 8.1966 and later, Bus 8.1966
until 7.1975, Type 3 8.1966 and
later, Thing, - only for manual
transmission, - for cars until
7.1966 use also #1593

311911023D• 113911023

21549



Starter A-quality
Bus with petrol engines
8.1975 until 1981 (VIN 2--
B-093610), only for manual
transmission

091911023


21594



Starter B-quality
Bus with petrol engines
8.1975 until 1981 (VIN 2--
B-093610), only for manual
transmission

091911023

01499



Starter high power 12V
Beetle 8.1966 and later with manual
transmission (until 7.1966 use also
#1593), Karmann Ghia 8.1966 and
later with manual transmission
(until 7.1966 use also #1593), Bus
8.1966 until 7.1975 (until 7.1966 use
also #1593), Type 3 8.1966 and later
with manual transmission (until
7.1966 use also #1593), Thing

01594



Starter solenoid 12V
Beetle 8.1969 and later,
Karmann Ghia 8.1969 and
later, Bus with an aircooled
engine 8.1966 and later, Type
3 8.1969 and later

311911287



Group 915 : Battery, Battery mounting

915

Battery, Battery mounting

00666



Battery 12V
Beetle, Karmann Ghia, Bus
except Vanagon/T25 Syncro,
Type 3, Thing

70669



Battery 12V
Bus 8.1967 and later

20668



Battery bracket
Karmann Ghia 8.1967 until
1971 (VIN 142 2136 411), Bus
8.1966 until 7.1970

131915313

50900



Demineralized battery water
Content: 1 liter

23743



Battery cover
Bus 8.1967 and later,
Karmann Ghia 8.1971 and
later

211915411A • 281915411G •
281915411F

919

Instrument sensors

20494



Fuel tank sender
Bus 1973 (VIN 213 2138 900)
until 7.1979

211919051A

23498



Fuel tank sender A-quality
Bus 8.1967 until 1973 (VIN
293 2138 900)

211919051

Group 919 : Instrument sensors

14497



Fuel sending unit adapter for Dehne fuel gauge
Karmann Ghia, Bus until 1973 (VIN 293 2138 900)

113919131A

03477



Fuel sender gasket
Beetle 1302 and 1303, Bus 1973 (VIN 213 2138 899) and later except Syncro

03494



Fuel tank sender gasket
Beetle VW1200, VW1300 and VW1500, Karmann Ghia, Bus until 1973 (VIN 293 2138 898), Type 3, Thing

113919133

20497



Fuel tank sender B-quality
Bus 8.1967 until 1973 (VIN 293 2138 900)

211919051

20666



Indicator lights, switches and dashboard instrument lighting bulbs 12V (Per Pair)
Type: T5, Base: W2, Color: clear, voltsage: 12V, Power: 1.2 Watt

N0177512• N177512

00681



Ceramic Fuses 8 AMP (10 pieces)
Beetle, Karmann Ghia, Type 3, Thing, Bus until 7.1985 (excluding Carat)

N171211• N0171211

01817



Oil pressure switch
Type-1 engines 1947 (VIN 090 762) and later, Type-3 engines, Type-4 engines, CT/ CZ engines

021919081B

02665



Oil pressure sender with warning contact
Thread size: M10 x 1.0, Pressure: 0 - 5 Bar, voltsage: 12V

02666




Oil pressure sender with warning contact
Thread size: M10 x 1.0, Pressure: 0 -10 Bar, voltsage: 12V




Group 919 : Instrument sensors

04601



Oil dipstick with temp sender
type VDO
Type-1 engines

42600



Oil temp adapter for sender #
2632
Type-4 engines, CT/CZ
engines, Waterboxer engines

02600



Oil pressure/temp sender
adapter
M10 x 1.0 senders

02601



Oil temperature sender
for adapter #2600

02632




Oil temperature sender VDO
Thread size: M14 X 1.5

00260



Cigarette lighter with 3 color
knobs
voltsage: 6V-12V, Mounting
hole: 22-25mm, Board
thickness: maximum 8mm

04845



Fuel tank sender and turn indicator
lens copper rings (5 pieces)
Fuel tank sender bolts for Beetle
VW1200, VW1300 and VW1500,
Karmann Ghia, Bus until 1973 (VIN
293 2138 898), Type 3, Thing, Turn
indicator unit screws for Type 3
8.1963 until 7.1969

N0138021 • N138021

05681



Inline fuse holder including 8
AMP fuse
Beetle 1968 (VIN 118 963 240)
and later, Karmann Ghia 8.1967
and later, Bus 8.1967 and later,
Type 3 1968 (VIN 318 210 005)
and later

111937091A

Group 937 : Fuse box

937 Fuse box

04411



Shielded 6.3 mm spade connector 1 to 1

111971977

04412



Shielded 6.3 mm spade connector 1 to 2

111937079

04413



Shielded 6.3 mm spade connector 2 to 2

111937078

04410



Shielded 6.3 mm spade connector 3 to 3

05680



Holder for inline fuse with clamp mounting
Beetle 8.1966 until 7.1971, Karmann Ghia, Bus 8.1967 until 7.1971, Thing

111937197

05678



Holder for inline fuse for screw mounting
Beetle 8.1971 and later, Bus 8.1971 until 7.1979, Type 3 8.1969 and later

311963181B

03829



Ceramic Fuses 16 AMP (10 pieces)
Beetle, Karmann Ghia, Type 3, Bus until 7.1985 (excluding Carat), Thing

N171214• N0171214

00681



Ceramic Fuses 8 AMP (10 pieces)
Beetle, Karmann Ghia, Type 3, Thing, Bus until 7.1985 (excluding Carat)

N171211• N0171211



Group 937 : Fuse box

 03715



Fuse box cover (10 fuses)
Beetle 8.1966 until 1971,
Karmann Ghia 8.1966 until
7.1971, Bus 8.1967 until
7.1969, Type 3 until 7.1966,
181(civil)

181937555

 00652



Fuse box cover (12 fuses)
Beetle 1971 and later,
Karmann Ghia 8.1971 and
later, Bus 8.1970 until 7.1985
(excluding Carat), Type 3
8.1970 and later

111937555D

 00683



12V relay
stock applications Beetle 1303
until 7.1973, Karmann Ghia
8.1966 and later, Bus 8.1972 and
later, Type 3 8.1971 and later,
universal use for all models and
years

141951253B

 04657



On-off pull switch including
green, yellow and red lens
- maximum amperage 4
Ampere, - mounting hole
14.5mm, - board thickness
maximum 6mm

941

Headlights, reversing lights and fog lamp


 03642



Reversing light lens (each)
Beetle 8.1966 until 1972 (VIN
113 2199 583), Karmann Ghia
8.1966 until 7.1969, Bus until
7.1971, Type 3 8.1966 until
7.1969

111941371

 00688



Reversing light switch
Beetle 8.1966 and later (only for
manual transmission), Karmann
Ghia 8.1966 and later (only for
manual transmission), Bus 8.1967
until 7.1979, Type 3 8.1966 and
later, Thing

211941521

 00687



Reversing light switch or
blanking plug sealing ring
(each)
Beetle, Karmann Ghia, Bus
8.1967 until 12.1982 (except
Diesel engines), Type 3, Thing

N0138165•N138161

Group 941 : Headlights, reversing lights and fog lamp

20608



Seal reverse light
Bus 8.1967 until 7.1971

211941361

00653



Cateye covers (sealed beam)
(Per Pair)
Beetle USA and #649, #597,
Karmann Ghia USA, Bus USA,
Type 3 USA, Thing USA



Dash switch escutcheon nut
(each)
Beetle 8.1957 until 7.1967,
Karmann Ghia 10.1957 until
7.1967, Bus 8.1967 and later,
Type 3 8.1963 until 7.1967, Thing
until 2.1973

111941515

03653



Duplo headlight unit
A-quality (each)
Beetle 8.1967 until 7.1973
LHD, Bus 8.1967 until 7.1973
LHD, Type 3 LHD, Thing until
9.1973 LHD

311941039F

00618



Duplo headlight unit (each)
B-quality
Beetle 8.1967 until 1973 (VIN
114 2153 056), Bus 8.1967
until 7.1973, Type 3, Thing
until 9.1973

**311941039E• 311941039F•
312941039D• 312941039E**

00523



Duplo bulb retaining ring (each)
Beetle LHD 1975 (VIN 115 2121
144) and later, RHD 1975 (VIN
115 2141 596) and later, Bus 1974
(VIN 215 2064 869) and later,
Thing 1974 (VIN 184 2218 497)
and later

111941160

03668



Yellow headlight bulb 12V
(each)
all models 8.1960 and later

N0177054• N177054• N177054Z

00425



Polished stainless steel headlight rim
(each)
Beetle 1973 (VIN 114 2153 057) and later
(duplo or H4), Beetle 8.1967 and later
(sealed beam), Bus 8.1973 until 7.1979
(duplo or H4), Bus 8.1967 and later (sealed
beam), Type 3 all years (sealed beam),
Thing 10.1973 and later (duplo or H4),
Thing all years (sealed beam)

113941175

00684



Headlight relay 12V, 5 pins
Beetle 8.1965 until 12.1985,
Karmann Ghia 8.1966 and
later, Bus 8.1967 until 7.1979,
Type 3, Thing

111941583



Group 941 : Headlights, reversing lights and fog lamp

 03766



H4 headlight unit (each)
Beetle 8.1967 until 7.1973,
Bus 8.1967 until 7.1973, Type
3, Thing until 9.1973

113941753

 03652



H4 headlight unit A-quality
(each)
Beetle 8.1973 and later, Bus
8.1973 until 7.1979, Thing
10.1973 and later

111941073

 00613



H4 headlight unit B-quality
(each)
Beetle 8.1973 and later, Bus
8.1973 until 7.1979, Thing
10.1973 and later

111941039N

 04660



H4 headlight units
Beetle 8.1973 and later, Bus
8.1973 until 7.1979, Thing
10.1973 and later

 04659



H4 headlight units
Beetle 8.1973 and later, Bus
8.1973 until 7.1979, Thing
10.1973 and later

 03659



H4 headlight units ``Clear
Glass`` (Per Pair)
Beetle 8.1973 and later, Bus
8.1973 until 7.1979, Thing
10.1973 and later

 00661



H4 bulb 12V (Per Pair)
all models 8.1960 and later

N177632

 00524



H4 bulb retaining spring
(each)
Hella H4 headlight units

111941160A

 03412



H4 bulb with duplo base 12V
(Per Pair)
all models 8.1960 and later

Group 941 : Headlights, reversing lights and fog lamp

00655



Clear duplo bulb 12V (Per Pair)
all models 8.1960 and later

N0177053•N177053

04618



Hella headlight lens for H4 lighting (each)
Beetle VW1300, VW1500 8.1967 until 1973 (VIN 114 2153 056), 1302 and 1303 until 1973 (VIN 134 2153 056), Bus 8.1972 until 7.1973, Type 3 8.1966 and later

113941115

03657



Hello reflector for an asymmetrical headlight (each)
Beetle 8.1967 until 7.1973 LHD, Bus 8.1967 until 7.1979, Type 3 LHD, Thing until 9.1973 LHD

311941151B

05600



Headlight sealing cap (each) replacement for headlight #0613, #0600, #70613 and #70614

00668



Headlight bulb holder with a P45-41 bulb base
Beetle LHD 8.1960 until 1974 (VIN 115 2121 143), RHD 8.1960 until 1974 (VIN 115 2141 595), Karmann Ghia 8.1960 and later, Bus 5.1960 until 1974 (VIN 295 2064 868), Type 3, Thing until 1974 (VIN 184 2218 496)

131941159A

04652



Headlight Stone Guards stainless steel (Per Pair)
Beetle 8.1967 and later, Bus 8.1967 until 7.1979, Type 3, Thing

03687



Headlight connector (Per Pair)
Beetle 8.1960 until 7.1965, Karmann Ghia 8.1960 until 7.1965, Bus 5.1960 until 7.1965, Type 3 until 7.1965

111941165C

03690



Headlight connector plugs with wiring (Per Pair)
Beetle 8.1965 and later, Karmann Ghia 8.1965 and later, Bus 8.1965 until 7.1979, Type 3 8.1965 and later, Thing

111941341•-161941165A•-131941341

00973



Headlight adjusting screw stainless steel (Per Pair)
Beetle Duplo or H4 until 1973 (VIN 114 2153 056), Sealed Beam until 7.1967, Bus Duplo or H4 until 7.1973, Sealed beam until 7.1967, Type 3 Duplo all years, Thing Duplo or H4 until 9.1973

211941141• 111941147• 111941145B



Group 941 : Headlights, reversing lights and fog lamp

 00611



Eyebrow chrome smooth (Per Pair)

Beetle 8.1967 and later, Bus 8.1967 and later, Type 3, Thing

 00614



Eyebrow chrome louvred (Per Pair)

Beetle 8.1967 and later, Bus 8.1967 and later, Type 3, Thing

 00779



Eyebrow stainless (Per Pair)
Beetle 8.1967 and later, Bus 8.1967 and later, Type 3, Thing

 03610



Headlight lens seal (Per Pair)
Beetle 8.1967 until 1973 (VIN 114 2153 056), Bus 8.1967 until 7.1973, Type 3, Thing until 9.1973

311941119

 00665



Headlight rim chrome steel (each)
Beetle 8.1967 until 1973 (114 2153 056) EU, Bus 8.1967 until 7.1973 EU, Type 3 EU, Thing until 9.1973 EU

311941111A

 04975



Headlight unit spacers (Per Pair)
Beetle until 7.1967, Bus until 7.1967

111941197

 00600



Headlight H4 (replaces sealed beam) (each)
Beetle, Karmann Ghia, Bus (excluded Vanagon/T25 Carat), Type 3, Thing, Buggy headlights Paruzzi #0649

 06154



Headlight switch
Beetle 8.1967 until 7.1970 *, Bus 8.1970 until 7.1979, Thing 8.1970 and later, * use also mounting nut #4650

211941531E • 211941531 • 1119415291 • 113941531B

 03643



Fog or brake light lens red (each)
Fog light* Beetle 8.1966 until 1972 (VIN 113 2199 583), Karmann Ghia 8.1966 until 7.1969, Bus 8.1969 until 7.1971, Type 3 8.1966 until 7.1969, Brake light Bus until 1958 (VIN 351 735)

211945331A • 211943137A

Group 941 : Headlights, reversing lights and fog lamp

00674



Rear Fog light universal
each model and year

05732



Front fog lights including
cover (each)
all models and years

03732



Polished stainless steel fog
lights (Per Pair)
Diameter: 150mm, Bulb: H3-
12V 55 Watt

03644



Turn indicator or brake light lens
orange (each)
Turn indicator* Beetle 8.1966 until
1972 (VIN 113 2199 583), Karmann
Ghia 8.1966 until 7.1969, Bus 8.1969
until 7.1971, Type 3 8.1966 until
7.1969, Brake light Bus until 1958 (VIN
351 735)

211943137

00658



Turn indicator, tail-reversing-
ambulance and fog light bulb
12V clear (Per Pair)
Type: bayonet, Base: BA15s,
Color: clear, voltsage: 12V,
Power: 21 Watt

N177322• N0177322

00974



Stainless steel headlight rim mounting
bolts M5x50 mm (Per Pair)
Beetle Sealed Beam 8.1967 and later,
Duplo or H4 1973 (VIN 114 2153 057)
and later, Bus Sealed beam 8.1967 and
later, Duplo or H4 8.1973 until 7.1979,
Type 3 Sealed beam all, Duplo 1.1968 and
later, Thing Sealed beam all, Duplo or H4
10.1973 and later

311941195A• 113941183

00625



Sealed beam headlight housing
(each)
Beetle 8.1967 and later, Karmann
Ghia (USA and Canada) 1963 (VIN
5 930 431) and later, Bus 8.1967
until 7.1979, Type 3, Thing

141941041

00606



Sealed beam bulb 12V (each)
Beetle, Karmann Ghia, Bus
(excluded Vanagon/T25
Carat), Type 3, Thing, Buggy
headlights #0649

111941261A

03651



Bulb holder (each)
Beetle 8.1973 and later, Bus
8.1973 and later, Type 3 (with
replacement headlights),
Thing 10.1973 and later

533941669



Group 941 : Headlights, reversing lights and fog lamp

 00657



Sidelight, turn indicator, interior- and license plate lighting bulb 12V clear (Per Pair)

Type: bayonet, Base: BA9s, Color: clear, voltsage: 12V, Power: 4 Watt

N177172• N0177172

 00604



Chromed steel headlight rim (each)
Beetle 1973 (VIN 114 2153 057) and later (duplo or H4), Beetle 8.1967 and later (sealed beam), Bus 8.1973 until 7.1979 (duplo or H4), Bus 8.1967 and later (sealed beam), Type 3 all years (sealed beam), Thing 10.1973 and later (duplo or H4), Thing all years (sealed beam)

113941175

 05733



High beam lights including cover (each)
all models and years

 03733



Polished stainless high beam lights (Per Pair)

Diameter: 150mm, Bulb: H3-12V 55 Watt


 00643



Licence plate- interior- and taillight bulb 12V (Per Pair)

Type: bayonet, Base: BA15s, Color: clear, voltsage: 12V, Power: 10 Watt

N177192• N0177192

 04650



Dash switch escutcheon nut (each)

Beetle 8.1957 until 7.1967, Karmann Ghia 10.1957 until 7.1967, Bus 8.1967 and later, Type 3 8.1963 until 7.1967, Thing until 2.1973

111941515

943

License plate lighting

Group 943 : License plate lighting

00607



License plate light chrome

211943131D

27467



License light seal
Bus 8.1971 until 7.1979

211943131D

27469



License light seal
Bus USA models until 7.1967,
all models 8.1967 until 7.1971

211943131C

20607



License plate light assembly
Bus 8.1971 until 7.1979

211943161E

27470



License plate assembly
Bus 8.1967 until 7.1971

211943161D

945

Rear lights, side indicators and switches

20631



Taillight cover (each)
Bus 8.1971 until 7.1979

211945285

20633



Taillight bulb holder/reflector
(each)
Bus 8.1961 until 7.1971 (Euro model), Thing (Euro model)

211945237J



Group 945 : Rear lights, side indicators and switches

 20645



Taillight lens European
amber/red A-quality (each)
Bus 8.1961 until 7.1971, Thing
civil

211945241D

 20646



Taillight lens European
amber/red B-quality (each)
Bus 8.1961 until 7.1971, Thing
civil

211945241D

 20652



Taillight lens European
amber/red/clear (each)
Bus 8.1971 until 7.1979

211945241AD

 20634



Taillight lens red/red (each)
Bus 8.1961 until 7.1971, Thing

211945241G

 20632



Taillight lens USA red/red
A-quality (each)
Bus 8.1961 until 7.1971

211945241G

 20644



Taillight lens USA red/red
B-quality (each)
Bus 8.1961 until 7.1971

211945241G

 20651



Taillight lens USA red/red/
clear (each)
Bus 8.1971 until 7.1979

211945241R

 00662



Taillight with brake light or
turn indicator with sidelight
combination bulb 12V (Per Pair)
Beetle, Karmann Ghia, Bus 1958
(VIN 351 736) until 7.1979, Type
3 8.1969 and later, Thing

N177382• N0177382

 20649



Taillight unit (each)
Bus export models USA and
Canada 8.1961 until 7.1971

211945237K• 211945245A• 211945241G•
211945185A(N141181)• 211945117B

Group 945 : Rear lights, side indicators and switches

20664



Taillight assembly smoked
(Per Pair)
Bus 8.1971 until 7.1979

20648



Taillight unit red (each)
Bus 8.1961 until 7.1971, Thing
until 2.1973

05744



Seal between lens and light
unit (Per Pair)
Beetle 1200 8.1973 and later
+1303, Bus 8.1970 until 7.1979,
Type 3 8.1969 and later, Thing
3.1973 and later USA

211945237J• 211945245B•
211945117B• 211945241G• N141181

411945235

27460



Taillight seals (Per Pair)
Bus export models USA and
Canada 8.1961 until 7.1971

27461



Taillight seals (Per Pair)
Bus European models 8.1961
until 7.1971, Thing until 1970
(VIN 181 2191 524)

00642



Tubular bulb 12V (Per Pair)

211945245A

211945245B

00671



Universal light unit orange
(Per Pair)
65mm

00672



Universal light unit red (Per
Pair)
65mm

00670



Universal light unit white (Per
Pair)
65mm



Group 945 : Rear lights, side indicators and switches

 04651



Dash switch escutcheon nut (each)
Beetle 8.1967 and later, Karmann Ghia 8.1967 and later, Bus 8.1967 and later, Type 3 8.1967 and later, Thing

111941515D

 03643



Fog or brake light lens red (each)
Fog light* Beetle 8.1966 until 1972 (VIN 113 2199 583), Karmann Ghia 8.1966 until 7.1969, Bus 8.1969 until 7.1971, Type 3 8.1966 until 7.1969, Brake light Bus until 1958 (VIN 351 735)

211945331A • 211943137A

 03802



Brake switch (2 poles) boot (each)
Beetle 8.1971 and later, Bus 1968 (219 061 568) and later

111945521

 04251



Brake light switch with warning contact 3 pin A-quality (each)
Beetle 8.1969 and later, Karmann Ghia 8.1969 and later, Bus 1968 (VIN 219 061 568) until 7.1985, Thing 8.1971 and later

113945515G

 01251



Brake light switch with warning contact 3 pin B-quality (each)
Beetle 8.1969 and later, Karmann Ghia 8.1969 and later, Bus 1968 (VIN 219 061 568) until 7.1985, Thing 8.1971 and later

113945515G

 03804



Brake switch boot (each)
Beetle 8.1969 until 7.1971, Bus 8.1967 until 1968 (VIN 299 061 567), Type 3

411941539

 04261



Brake light switch with divider 2 pin A-quality (each)
Beetle 8.1960 until 7.1971, Karmann Ghia 8.1960 until 7.1971, Bus until 1968 (VIN 299 061 567), Type 3, Thing until 7.1971

113945515C

 01250



Brake light switch with divider 2 pin B-quality (each)
Beetle 8.1960 until 7.1971, Karmann Ghia 8.1960 until 7.1971, Bus until 1968 (VIN 299 061 567), Type 3, Thing until 7.1971

113945515C

 04250



Brake light switch without divider 2 pin (each)
Beetle 8.1971 and later, Karmann Ghia 8.1971 and later, Bus 1968 VIN (219 061 568) and later, Thing 8.1971 and later

113945515H

Group 945 : Rear lights, side indicators and switches

00277



Turn indicator bulb 12V
amber (Per Pair)
Type: bayonet, Base: BA15s,
Color: amber (orange),
voltsage: 12V, Power: 21 Watt

00658



Turn indicator, tail- reversing-
ambulance and fog light bulb
12V clear (Per Pair)
Type: bayonet, Base: BA15s,
Color: clear, voltsage: 12V,
Power: 21 Watt

00657



Sidelight, turn indicator,
interior- and license plate
lighting bulb 12V clear (Per Pair)
Type: bayonet, Base: BA9s,
Color: clear, voltsage: 12V,
Power: 4 Watt

N177322• N0177322

N177172• N0177172

23650



Standard taillight assembly
A-quality (each)
Bus 8.1971 until 7.1979,
E-mark approved

20650



Standard taillight assembly
B-quality (each)
Bus 8.1971 until 7.1979

20624



Side reflector rear (red with
silver base) (Per Pair)
Bus export models for USA
and Canada 8.1969 until
7.1979

411941123• 211945231(281945231B)•
211945277• 311953071• 311953071A• 411945235•
211945241N(211945241AD)• N441201(N0441201)•

211945231(281945231B)•
311953071• 311953071A• 411945235•
211945241N(211945241AD)

211945363A

20623



Side reflector rear (red with
black base) (Per Pair)
Bus export models for USA
and Canada 8.1969 until
7.1979

20629



Side reflector rear (red)
including seal (Per Pair)
Bus USA 8.1967 until 7.1969

20618



Side reflector bulb holder
protection boot (Per Pair)
Bus export models for USA
and Canada 8.1969 until
7.1979

211945363B

211945557• 211945559

211945359



Group 945 : Rear lights, side indicators and switches

20621



Side reflector bulb holder with seal rear (Per Pair)
Bus export models for USA and Canada 8.1969 until 7.1979

211945351 • 211945359

20622



Side reflector base with rubber front (Per Pair)
Bus USA 8.1969 until 7.1979

211945161

20627



Side reflector front (amber) including seal (Per Pair)
Bus USA 8.1967 until 7.1969

211945555 • 141945559

20626



Side reflector front (amber with silver base) (Per Pair)
Bus USA 8.1969 until 7.1979

211945119A

20625



Side reflector front (amber with black base) (Per Pair)
Bus USA 8.1969 until 7.1979

211945119B

00664



Interior- and license plate light bulb 12V (Per Pair)
Type: tubular, Base: SV8.5, Length: 43mm, Color: clear, voltsage: 12V, Power: 10W

N177232 • N0177232

20246



Interior light
Bus 8.1967 until 7.1975

211947111B

947

Interior lighting

Group 947 : Interior lighting

20247



Interior light
Bus 8.1975 and later

823947105B

04650



Dash switch escutcheon nut
(each)
Beetle 8.1957 until 7.1967,
Karmann Ghia 10.1957 until
7.1967, Bus 8.1967 and later,
Type 3 8.1963 until 7.1967, Thing
until 2.1973

111941515

20248



Interior light knob cover
Bus 8.1967 until 7.1974

211941543C

01187



Door contact switch seal
(each)
Beetle 8.1964 and later,
Karmann Ghia 8.1969 and
later, Type 3, Bus 8.1967 until

113947565A

00686



Switch interior light/
handbrake/trunk (each)
Beetle 8.1960 and later,
Karmann Ghia 8.1960 and
later, Bus 8.1967 and later,
Type 3 until 7.1969

113947561H• 113947561D

20454



Sliding door interior light
switch buffer
Bus 8.1974 until 7.1979

211947575A

00272



Turn indicator bulb 12V
amber (Per Pair)
Type: bayonet, Base: BA9s,
Color: amber (orange),
voltsage: 12V, Power: 4 Watt

949

Side lights, Parking lights



Group 951 : Horns

951 Horns

 03650



Horn low tone A-quality
voltage: 12V, Sound pitch:
335 Hz

191951113A • 311951113L

 00651



Horn low tone B-quality
voltage: 12V, Loudness: 110
dB

113951113A • 311951113L •
191951113A

 01986



Horn terminal boots (Per Pair)
Beetle, Karmann Ghia, Bus,
Type 3, Thing

111951195A

 22713



Horn button
Beetle VW1200 8.1966 until
12.1977, Bus 8.1967 until
7.1979, Thing until 1.1973

211415669 • 211415671

 04651



Dash switch escutcheon nut
(each)
Beetle 8.1967 and later,
Karmann Ghia 8.1967 and
later, Bus 8.1967 and later,
Type 3 8.1967 and later, Thing

111941515D

 01988



Connector protective cap Ø
10.5 mm (each)
various applications for
Beetle, Karmann Ghia, Bus

211906101

Group 953 : Side indicator

953

Side indicator

00662



Taillight with brake light or turn indicator with sidelight combination bulb 12V (Per Pair)
Beetle, Karmann Ghia, Bus 1958 (VIN 351 736) until 7.1979, Type 3 8.1969 and later, Thing

N177382• N0177382

04154



Hazard light switch 12V
Beetle VW1200, VW1300, VW1500 and 1302 8.1968 until 9.1990, Karmann Ghia 8.1968 and later, Bus Ambulance 1968 (VIN 278 098 286) until 1968 (VIN 278 220 000), all models 8.1968 until 7.1979, Type 3 8.1969 and later, Thing

211953235A

20656



Clear turn indicator lens left
Bus 8.1967 until 7.1972

20657



Clear turn indicator lens right
Bus 8.1967 until 7.1972

03909



Clutch cable, handbrake cable and roof turn signal light grommet (each)
Clutch cable Beetle, Karmann Ghia, Bus, Type 3 until 7.1967, Thing, Handbrake cable Bus 5.1960 until 7.1979, Roof turn signal lights Bus 8.1976 until 7.1979

211721365A• 111721365

20662



Turn indicator bulb holder left
Bus European models 8.1967 until 7.1972

211953051J

20663



Turn indicator bulb holder right
Bus European models 8.1967 until 7.1972

211953052J

00272



Turn indicator bulb 12V amber (Per Pair)
Type: bayonet, Base: BA9s, Color: amber (orange), voltsage: 12V, Power: 4 Watt



Group 953 : side indicator

00277



Turn indicator bulb 12V
amber (Per Pair)
Type: bayonet, Base: BA15s,
Color: amber (orange),
voltsage: 12V, Power: 21 Watt

20642



Turn indicator lens clear left
Bus 8.1972 until 7.1979 (clear)

20640



Turn indicator lens amber left
Bus 8.1972 until 7.1979

211953141S

20658



Turn indicator lens amber left
Bus 8.1967 until 7.1972

211953141J

20641



Turn indicator lens amber
right
Bus 8.1972 until 7.1979

211953142S

20659



Turn indicator lens amber
right
Bus 8.1967 until 7.1972

211953142J

20643



Turn indicator lens clear right
Bus 8.1972 until 7.1979 (clear)

00685



Flasher relay
12V, 3 terminals, 4 x 21 Watt

1H0953227• 111953227D•
191953227A

04685



Flasher relay
12V, 4 terminals, 4 x 21 Watt

211953215C

Group 953 : Side indicator

20685



Flasher relay
12V, 9 terminals, 4 x 21 Watt

211953227B

70684



Flasher relay
12V, 4 terminals, 6 x 21 Watt

211953231G• 431953231

20676



Turn signal switch
Bus 1974 (VIN 214 2164 060)
until 7.1979

211953513K

20671



Turn signal switch complete
with housing black
Bus 8.1967 until 7.1969
export models included USA
and Canada, 8.1969 until
7.1971 only USA and Canada

211953513G

20616



Turn indicator unit complete
(amber lens) left
Bus 8.1972 until 7.1979

**2119531632• 211953163C•
211953141S• 211953165D**

20617



Turn indicator unit complete
(amber lens) right
Bus 8.1972 until 7.1979

**2119531642• 211953164C•
211953142S• 211953165D**


00658



Turn indicator, tail-reversing-
ambulance and fog light bulb
12V clear (Per Pair)
Type: bayonet, Base: BA15s,
Color: clear, voltsage: 12V,
Power: 21 Watt

N177322• N0177322

27564



Rubber seal kit between turn
signal lens, bulb holder and
body (4-part)
Bus 8.1972 until 7.1979

211953165D

27563



Rubber seal between turn
signal lens, bulb holder and
body (Per Pair)
Bus 8.1967 until 7.1972

211953165C



Group 953 : Side indicator

 22446



Wiper switch
Bus 1974 (VIN 214 2164 060)
until 7.1979

211953519G

 04650



Dash switch escutcheon nut
(each)
Beetle 8.1957 until 7.1967,
Karmann Ghia 10.1957 until
7.1967, Bus 8.1967 and later,
Type 3 8.1963 until 7.1967, Thing
until 2.1973

111941515

 04460



Headlight washer nozzle
black

113955185

 05447



Nut windscreen washer hose or brakefluid
reservoirline (each)
Window washer hose nut Beetle 8.1967
and later, Karmann Ghia 8.1967 and later,
Bus 8.1967 until 7.1979, Type 3, Thing,
Brake fluid reservoir line nut Beetle 1966
(VIN 116 872 032) until 7.1967, Karmann
Ghia 1966 (VIN 146 872 032) until 7.1967,
Type 3 until 7.1967

113955481

 59990



Windscreen washer liquid
500 ml concentrated

 22465



Windscreen washer
conversion kit including
reservoir
Bus 8.1967 until 7.1979

Group 955 : Wipers, Washer

02448



Windscreen washer conversion kit from manual to electric 12V

02467



Windscreen washer pump replacement pump for windscreen washer conversion kit #2465, #2466, #2468 and #22465

02447



Window washer hose per meter ø 2.5mm

N180571

22450



Windscreen washer nozzle black
Bus 8.1967 and later, Vanagon/T25

22401



Wiper blades (Per Pair)
Bus 8.1968 until 7.1979

02416



Wiper blade mounting brackets (Per Pair)
Beetle 1303, Bus 8.1967 until 7.1968, Type 3

211955993

211955425C • 161955427 • 161998003

113955433

22446



Wiper switch
Bus 1974 (VIN 214 2164 060) until 7.1979

02454



Wiper switch with pneumatic window washer
Beetle until 7.1967, Karmann Ghia 8.1966 until 7.1967, Bus 8.1967 until 7.1972, Type 3 8.1966 until 7.1967, Thing until 2.1973

02411



Wiper arm caps (Per Pair)
Beetle 8.1972 and later, Karmann Ghia 8.1972 and later, Bus 8.1972 and later, Type 3 1972 (VIN 312 2158 628) and later

211953519G

141955517

133955435



Group 955 : Wipers, Washer

02408



Wiper arm cap nuts (Per Pair)
Beetle 8.1969 until 7.1972,
Karmann Ghia 8.1969 until
7.1972, Bus 8.1968 until
7.1972, Type 3 8.1969 until
1972 (VIN 312 2158 627)

211955417A

22439



Wiper arm left or right (black)
(each)
Bus 8.1972 until 7.1979

211955409B

02410



Wiper shaft caps (Per Pair)
Beetle 8.1969 and later,
Karmann Ghia 8.1969 and
later, Bus 8.1972 until 7.1979,
Type 3 8.1969 and later, Thing
3.1973 and later

211955275A • 1499552751

02425



Wiper shaft grommets (Per Pair)
Beetle VW1200, VW1300,
VW1500 and 1302 8.1969 and
later, Karmann Ghia 8.1969 and
later, Bus 8.1967 until 7.1979,
Type 3

311955261A

02403



Wiper shaft nuts (Per Pair)
Beetle 8.1969 and later,
Karmann Ghia 8.1969 and
later, Bus 8.1967 until 7.1979,
Type 3, Thing 3.1973 and
later

311955243A

02413



Wiper shaft washers M12 (Per
Pair)
Beetle 8.1969 and later,
Karmann Ghia 8.1969 and
later, Bus 8.1967 until 7.1979,
Type 3, Thing 3.1973 and later

311955255

22443



Wiper shaft (each)
Bus 8.1968 until 7.1979

211998161E

22444



Wiper shaft (each)
Bus 8.1967 until 7.1968

211998161D

00990



Vacuum, water or breather
hose T-piece
Maximum hose inner
diameter: 5mm, Material:
Plastic

Group 955 : Wipers, Washer

00991




Vacuum, water or breather
hose T-piece
Maximum hose inner
diameter: 7mm, Material:
Plastic

957

Dash instruments

22655



Fuel gauge
Bus 8.1967 until 1973 (VIN
291 2138 900)

211957063B


02651



Fuel gauge stabilizer
Beetle 8.1967 and later, Bus
1973 (VIN 213 2166 508) until
7.1979

113957099A

22716



Dashboard clock
Mircobus Deluxe 8 seater
8.1967 until 7.1979

241957069

04494



Dehne fuel gauge (digital)
Beetle, Karmann Ghia, Bus
until 1973 (VIN 293 2138
900), Type 3, Thing

02643



Gauge mounting plate under
dash
2 X 52mm black



Group 957 : Dash instruments

02644



Gauge mounting plate under dash
3 X 52mm black

02652



Gauge mounting plate under dash
1 X 52mm black

12682



Bulb socket indicator lights,
switches and instrument
lighting (Per Pair)
Beetle, Karmann Ghia, Bus
8.1967 and later, Type 3,
Thing

141957397A

02676



Brass odometer gear (KPH)
Number of Teeth: 12,
Diameter: 8.65mm

02663



Oil pressure gauge 0-10 bar
Ø 52 mm
12V

02662



Oil pressure gauge 0-5 bar Ø
52 mm
12V

02633



Oil temperature gauge 50-
150 °C Ø 52 mm (VDO)
12V only

22694



Speedo cable
Bus 8.1967 until 7.1979
(RHD), Length: 2510mm

22696



Speedo cable A-quality
Bus until 3.1955 (RHD) and
8.1967 until 7.1979 (LHD)

214957801H

211957801F

Group 957 : Dash instruments

22697



Speedo cable B-quality
Bus until 3.1955 (RHD) and
8.1967 until 7.1979 (LHD)

211957801F

02700



Speedo cable thru spindle
grommet
Beetle, Karmann Ghia, Bus
except Syncro, Type 3, Thing

111957855B

02664




Voltmeter gauge 8-16V, Ø 52
mm
12V

971

Electrical wiring

00636



Battery clamps (Per Pair)
all models and years

04411



Shielded 6.3 mm spade
connector 1 to 1

111971977

04412



Shielded 6.3 mm spade
connector 1 to 2

111937079

04413



Shielded 6.3 mm spade
connector 2 to 2

111937078

04410



Shielded 6.3 mm spade
connector 3 to 3



Group 971 : Electrical wiring

03800



Grommet starter cable
Beetle, Karmann Ghia, Bus
until 7.1979

111971905

03799



Wire grommets (Per Pair)
Beetle, Karmann Ghia, Bus
8.1967 and later, Type 3,
Thing

111971911A• 1119719112

41970



Alternator wiring loom
Bus with Type-4 engine
8.1977 until 7.1979

029971349A

41971

Geen afbeelding beschikbaar
No image available
Image non disponible



Alternator wiring loom
Bus with Type-4 engine until
7.1977

021971349D

01951



Generator, alternator, seat belt- and oil
pressure switch terminal boots (Per Pair)
Generator terminals Beetle 8.1970 and
later, Karmann Ghia 8.1970 and later, Type
3, Alternator terminal Bus 8.1967 until
7.1979* and 8.1987 and later, Safety belt
warning switch Beetle, Karmann Ghia,
Type 3, Oil pressure switch Type 3 with
injection engine

113971901A

20339



Wiring main loom
export models 8.1967 until
7.1969 (LHD), Delivery Van,
Kombi, Microbus 8 seater,
Microbus Deluxe 8 seater

211971028F

20340



Wiring main loom
USA and Canada 8.1969 until
7.1971, Delivery Van, Kombi,
Microbus 8 seater, Microbus
Deluxe 8 seater

211971028J

20342



Wiring main loom
Bus export models 8.1971
until 7.1979, Delivery Van,
Kombi, Microbus 8 seater,
Microbus Deluxe 8 seater

211971028K

20341



Wiring loom complete
Bus export models 8.1967
until 7.1969 (LHD), Delivery
Van, Kombi, Microbus 8
seater, Microbus Deluxe 8
seater

211971028F

Group 971 : Electrical wiring

00601



Battery isolator switch

00554



Ground strap 200 x 20 mm
eye/eye (10 mm)
gearbox to chassis

00718



Ground strap 290 x 20 mm
eye /eye (10 mm)
universal applications

111971237A

00342



Ground strap with battery
clamp 385 mm
battery to chassis

08114



Uninsulated right angled
female spade connectors with
locking barb (10 pieces)
Spade connector size: 7.8mm,
Material thickness: 0.8mm,
Wire thickness: 2.5mm²

08116



Uninsulated right angled
female spade connectors with
locking barb (10 pieces)
Spade connector size: 8.0mm,
Material thickness: 0.8mm,
Wire thickness: 1.5- 2.5mm²

147971235

111971951

111971966

08115



Uninsulated right angled female
spade connectors without
locking barb (10 pieces)
Spade connector size: 6.3mm,
Material thickness: 0.8mm, Wire
thickness: 1.0-2.5mm²

08111



Uninsulated male spade
connectors with locking barb
(10 pieces)
Spade connector size: 6.3mm,
Material thickness: 0.8mm,
Wire thickness: 0.5 - 1.0mm²

08112



Uninsulated male spade
connectors with locking barb
(10 pieces)
Spade connector size: 6.3mm,
Material thickness: 0.8mm,
Wire thickness: 1.5 - 2.5mm²

111971965

111971985

111971986



Group 971 : Electrical wiring

08113



Uninsulated male spade connectors with locking barb (10 pieces)
Spade connector size: 6.3mm,
Material thickness: 0.8mm,
Wire thickness: 4.0 - 6.0mm²

111971987


08108



Uninsulated male spade connectors without locking barb (10 pieces)
Spade connector size: 2.8mm,
Material thickness: 0.8mm,
Wire thickness: 0.5 - 1.5mm²


N174580

08109



Uninsulated male spade connectors without locking barb (10 pieces)
Spade connector size:
6.3mm, Material thickness:
0.8mm, Wire thickness: 1.5 -
2.5mm²

08110



Uninsulated male spade connectors without locking barb (10 pieces)
Spade connector size: 6.3mm,
Material thickness: 0.8mm,
Wire thickness: 4.0 - 6.0mm²

N174620

08101



Uninsulated ring terminals 5 mm (10 pieces)
Ring diameter: 5mm, Material
thickness: 0.8mm, Wire
thickness: 1.0 - 2.5mm²

111971949

08102



Uninsulated ring terminals 5 mm (10 pieces)
Ring diameter: 5mm, Material
thickness: 0.8mm, Wire
thickness: 4.0 - 6.0mm²

111971947

08103



Uninsulated ring terminals 6 mm (10 pieces)
Ring diameter: 6mm, Material
thickness: 0.8mm, Wire
thickness: 1.0 - 2.5mm²

111971949B

08104



Uninsulated ring terminals 6 mm (10 pieces)
Ring diameter: 6mm, Material
thickness: 0.8mm, Wire
thickness: 4.0 - 6.0mm²

08105



Uninsulated ring terminals 8 mm (10 pieces)
Ring diameter: 8mm, Material
thickness: 0.8mm, Wire
thickness: 1.0 - 2.5mm²

111971950

Group 971 : Electrical wiring

08106



Uninsulated ring terminals 8 mm (10 pieces)
Ring diameter: 8mm, Material thickness: 0.8mm, Wire thickness: 4.0 - 6.0mm²

111971948

08100



Uninsulated fork terminals 6 mm (10 pieces)
Fork diameter: 6mm, Material thickness: 0.8mm, Wire thickness: 1.5 - 2.5mm²

08121



Uninsulated female spade connectors with locking barb (10 pieces)
Spade connector size: 6.3mm, Material thickness: 0.8mm, Wire thickness: 0.5-1.0mm²

111971959

08122



Uninsulated female spade connectors with locking barb (10 pieces)
Spade connector size: 6.3mm, Material thickness: 0.8mm, Wire thickness: 1.5-2.5mm²

111971960

08123



Uninsulated female spade connectors with locking barb (10 pieces)
Spade connector size: 6.3mm, Material thickness: 0.8mm, Wire thickness: 4.0-6.0mm²

111971961

08124



Uninsulated female spade connectors with locking barb (10 pieces)
Spade connector size: 2.8mm, Material thickness: 0.5mm, Wire thickness: 0.5-1.0mm²

111971957

08125



Uninsulated female spade connectors with locking barb (10 pieces)
Spade connector size: 2.8mm, Material thickness: 0.8mm, Wire thickness: 0.5-1.5mm²

111971958 • 111971983

08117



Uninsulated female spade connectors without locking barb (10 pieces)
Spade connector size: 6.3mm, Material thickness: 0.8mm, Wire thickness: 0.5-1.0mm²

08118



Uninsulated female spade connectors without locking barb (10 pieces)
Spade connector size: 6.3mm, Material thickness: 0.8mm, Wire thickness: 1.5-2.5mm²



Group 971 : Electrical wiring

08119



Uninsulated female spade connectors without locking barb (10 pieces)

Spade connector size: 6.3mm, Material thickness: 0.8mm, Wire thickness: 4.0-6.0mm²

111971962

08120



Uninsulated female spade connectors without locking barb (Per Pair)

Spade connector size: 9.6mm, Material thickness: 1.0mm, Wire thickness: 6.0-8.5mm²

111971962

08107



Double male to single female spade connector (Per Pair)

Spade connector size: 6.3mm, Material thickness: 0.8mm

111971511

03694



Alternator and/or voltage regulator plug (each)

Beetle with Type-1 engine until 1974, Bus until 7.1979 with Type-1 engine 1600cc with engine code AS and alternator 043 903 023 B, Type-4 engine, Thing with Type-1 engine 1600cc with engine code AL 1.1975 until 1.1977

021971841

41969



Alternator wiring loom grommets (Per Pair)
Bus with Type-4 engine until 7.1979, Vanagon/T25 Syncro

021971907A

03782



Antenna European model chrome
Beetle until 7.1966, Bus until 7.1979, Type 3 until 7.1966

111999901A

00783



Antenna European model black
Beetle until 7.1966, Bus until 7.1979, Type 3 until 7.1966

111999901A

999

Radio, antenna and relatives

Group 999 : Radio, antenna and relatives

 00543



Radio mounting box

 09743



Radio switch rosewood (Per Pair)



Various

Group 10

Group 000 : Stickers

000
Stickers

06177



Coil sticker Bosch 12V

06161



Coil sticker Bosch 12V blue coil

06162



Coil sticker Bosch Super-Coil (Blue coil)

02609



Wheel cap decals with EMPI GT logo on white background (4 pieces)
Diameter: 43mm

02526




Wheel cap decals with EMPI logo (4 pieces)
Diameter: 43mm

02525



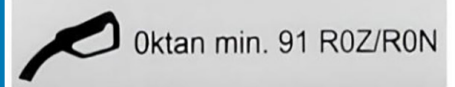
Wheel cap decals with Paruzzi logo (4 pieces)
Diameter: 44mm

26175



Restoration sticker kit (14-part)
Bus 8.1967 until 7.1979

06174



Sticker fuel octane 91



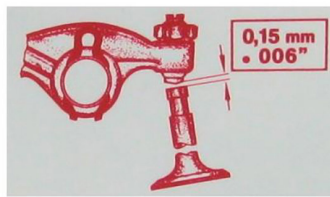
Group 000 : Stickers

76184



Sticker Eberspächer fuel fill up warning

06204



Restoration sticker valve timing
 Beetle 8.1964 and later,
 Karmann Ghia 8.1964 and later,
 Bus 8.1967 until 7.1973 with
 1700cc engine, Type-3 8.1964
 and later, Thing

022100175

00785

Zulässige Belastung des Gepäckträgers = 50 kg
 Gesamtbelastung des Fahrzeuges von 380 kg
 darf jedoch nicht überschritten werden.
 Maximum permissible load of luggage carrier = 110 lbs.
 Total loading capacity of vehicle = 836 lbs.
 must not be exceeded.

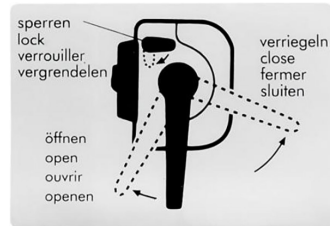
Restoration sticker load weight

00788

Bei starkem Staubauftritt täglich Ölwechsel sonst alle 5000 km
 Under severe dust conditions change oil daily otherwise every 3000 miles
 Nettoyage du filtre, tous les jours quand l'air est fortement
 chargé de poussière, sinon, tous les 5000 km
 En regiones muy polvorosas cambiar cada día el aceite, pero, lo más
 tarde, cada 5000 km.

Restoration sticker air cleaner
 8.1966 until 7.1972

26166



Sticker sliding door lock
 Bus 8.1967 and later

00786



Volkswagen service sticker

ZCP902672

17431



Battery bracket, cooling fan and
 ambulance portable chair roller bolts
 (4 pieces)

Karmann Ghia battery bracket 8.1967
 until 1971 (VIN 142 23136 411), Bus
 8.1967 and later, cooling fan CT/
 CZ and Type-4 engines, ambulance
 portable chair rollers

N102461 • N0102464

01150



Axle lock ring M7 per (3
 pieces)
 various applications for
 Beetle, Karmann Ghia until
 7.1960, Bus, Type 3

N124371 • N0124373

010 Fasteners

Group 010 : Fasteners

 04844



Pan head cross screw (10 pieces)
Thread size: M5, Length: 10mm, Material: galvanized steel, Screw head Type: Philips

N01412913

 07427



Pan head cross screw (10 pieces)
Thread size: M5, Length: 15mm, Material: galvanized steel, Screw head Type: Philips

N0141313• N108151• N141312• N0108151

 07433



Panhead screws (10 pieces)
Length: 16mm, Diameter: 3.5mm, Material: galvanized steel, Screw head Type: Philips

N13959• N139592• N0139594

 07434



Panhead screws (10 pieces)
Length: 9.5mm, Diameter: 3.5mm, Material: galvanized steel, Screw head Type: Philips

N139573• N0139575• N139571

 07435



Panhead screws (10 pieces)
Length: 13mm, Diameter: 3.5mm, Material: galvanized steel, Screw head Type: Philips

N139583• N0139587

 07436



Panhead screws (10 pieces)
Length: 13mm, Diameter: 4.8mm, Material: galvanized steel, Screw head Type: Philips

N139681• N0139681

 07437



Panhead screws (10 pieces)
Length: 16mm, Diameter: 4.8mm, Material: galvanized steel, Screw head Type: Philips

N139691• N0139694

 07438



Panhead screws (10 pieces)
Length: 19mm, Diameter: 4.2mm, Material: galvanized steel, Screw head Type: Philips

N139671• N0139671

 07445



Panhead screws (10 pieces)
Length: 13mm, Diameter: 3.9mm, Material: galvanized steel, Screw head Type: Philips

N139612• N0139612

Group 010 : Fasteners

03867



Retaining clips (6 pieces)
Cooling flaps Type-1 engines,
Accelerator pedal mechanism
Bus 8.1972 until 1975 (VIN
215 2082 489), Clutch pedal
mechanism Vanagon/T25 with a
Type 4 or CT/CZ engine

N236231• N0236231• N0126452

05307



Bolt M10 x 45 x 20 mm (Per Pair)
Beetle/Karmann Ghia until 7.1965 torsion
arm to link pin, Beetle/Karmann Ghia
chassis to bulkhead, Bus 8.1971 until
7.1979 front gearbox clamp, Vanagon/
T25 silencer clamp (only Turbo Diesel),
Vanagon/T25 bracket for high volume
horn, Type 3 sub-frame rear, Thing rear
body mounting

N0104457• N104451

07424



Body to chassis, horn,
bumper bracket and engine
mounting bolts (4 pieces)
Beetle, Karmann Ghia until
7.1971, Bus 8.1967 until
7.1972, Type 3, Thing

**N102546• N102541• N102542•
N102544**

04625



Washers M6 (10 pieces)
Inner diameter: 6.4mm, Outer
diameter: 18mm, Thickness:
1.6mm, Material: Galvanized
steel

**N116665• N01166615•
N0116663**

04600



Washers M8 (10 pieces)
Inner diameter: 8.4mm, Outer
diameter: 24mm, Thickness:
2mm, Material: Galvanized
steel

**N116701• N01167016•
N01167026**

21280



Cylindrical hex bolts (Per Pair)
various applications for, Beetle
8.1970 and later, Karmann Ghia
8.1970 and later, Bus 8.1970
until 7.1979, Type 3 8.1971 and
later, Thing 1.1973 and later

N0147791

01856



Domed cap nuts M6 (6
pieces)
various applications for
Beetle, Karmann Ghia, Bus,
Type 3, Thing

N110623• N0110624


07394



Clutch release bearing sleeve and selector
fork mounting bolts (3 pieces)
Clutch release bearing sleeve Beetle 1973
(VIN 113 2700 230) and later, Karmann
Ghia 1973 (VIN 143 2700 230) and later,
Bus 1973 (VIN 213 2194 782) and later,
Thing 3.1973 and later, Selector fork Beetle
10.1952 until 7.1960, Karmann Ghia until
7.1960, Bus 4.1953 until 5.1959

N102281• N0901942

00098



DZUS fastener with tab (2-
part) (each)

Group 010 : Fasteners

 00144



DZUS fasteners (2-part)
(each)

 07432



Black oxide panhead screws
(10 pieces)
Length: 13mm, Diameter:
4,2mm, Screw head Type:
Philips

N139661• N0139662•
N01396612

 17153



Emblem/dash cover clips (3
mm) (4 pieces)
Karmann Ghia 8.1962
and later (rear emblem),
Vanagon/T25 Carat (dash
cover)

N0120672

 07397



External serrated lock
washers M5 (10 pieces)
Inner diameter: 5,3mm, Outer
diameter: 9mm, Height:
1.5mm, Material: Galvanized
steel

N121042• N0121044

 07398



External serrated lock
washers M6 (10 pieces)
Inner diameter: 6,4mm, Outer
diameter: 11mm, Height:
2.1mm, Material: Galvanized
steel

N121051• N0121053

 07399



External serrated lock
washers M8 (10 pieces)
Inner diameter: 8,4mm, Outer
diameter: 15mm, Height:
2.4mm, Material: Galvanized
steel

N121082• N0121082

 07417



Galvanized steel M8 hex nuts
(10 pieces)
Thread size: M8 x 1.25,
Height: 6.26mm, Material:
galvanized steel, Wrench size:
13mm

N01100830• N01100818•
N110088• N0110088

 07392



Curved M10 spring washers
(10 pieces)
Inner diameter: 10.5mm,
Outer diameter: 21mm,
Thickness: 1.0mm, Material:
Galvanized steel

N122302• N12230• N0122307•
N0122306

 07393



Curved M12 spring washers
(10 pieces)
Inner diameter: 13mm, Outer
diameter: 24mm, Thickness:
1.2mm, Material: Galvanized
steel

N122321• N12232• N0122323



Group 010 : Fasteners

 07390



Curved M4 spring washers
(10 pieces)
Inner diameter: 4.3mm, Outer
diameter: 9mm, Thickness:
0.5mm, Material: Galvanized
steel

N12224• N122241• N0122243

 07391



Curved M5 spring washers
(10 pieces)
Inner diameter: 5.3mm, Outer
diameter: 11mm, Thickness:
0.5mm, Material: Galvanized
steel

N12225• N122251• N0122253

 07405



Curved M6 spring washers
(10 pieces)
Inner diameter: 6.4mm, Outer
diameter: 12mm, Thickness:
0.5mm, Material: Stainless
steel A2

N0122265• N122262

 07414



Curved M7 spring washers
(10 pieces)
Inner diameter: 7.6mm, Outer
diameter: 14mm, Thickness:
0.8mm, Material: Plain steel

N0122345• N122341• N0122343

 07409



Curved M8 spring washers 15
mm wide (10 pieces)
Inner diameter: 8.4mm, Outer
diameter: 15mm, Thickness:
0.8mm, Material: Stainless
steel A2

N122412• N01224110•
N01224111

 07278



Curved M8 spring washers 17
mm wide (10 pieces)
Inner diameter: 8.4mm, Outer
diameter: 17mm, Thickness:
0.8mm, Material: Galvanized

N122282• N0122283

 07395



Hardened M12 hex nuts (6
pieces)
Thread size: M12 x 1.50,
Height: 10mm, Material:
Dacromet steel, Wrench size:
17mm, Hardness: Grade 10

N10105507• N110202•
N0110204

 07401



Hardened M7 hex nuts (4
pieces)
Thread size: M7 x 1.00,
Height: 5.35mm, Material:
Plain steel, Wrench size:
11mm, Hardness: Grade 10

N0110077• N110077• N110071

 00987



Heavy Duty hose clamps
anodized blue (Per Pair)
Maximum hose outer size
20.9mm

Group 010 : Fasteners

00970



Heavy Duty hose clamps
anodized red (Per Pair)
Maximum hose outer size
12.7mm

00986



Heavy Duty hose clamps
anodized red (Per Pair)
Maximum hose outer size
20.9mm

77407



Socket head bolt with washer
M8 (Per Pair)
Bus 8.1967 and later

N0903151

07411



Internal serrated lock
washers M10 (10 pieces)
various applications for
Beetle, Karmann Ghia, Bus
8.1967 until 7.1979, Type 3

N0121113• N121111

04477



Crosshead hinge bolts (12
pieces)
Beetle doors, Karmann Ghia
doors, Bus Pickup 8.1967 until
7.1979 side gates, Thing doors,
engine lid and windshield

N142881• N0142881

07443



M10 hex bolt (Per Pair)
Thread size: M10 x 1.50,
Length: 70mm, Tensile load:
8.8, Material: galvanized
steel, Wrench size: 17mm

N104701• N104702• N0104707

07277



M10 hex bolts (4 pieces)
Thread size: M10 x 1.50,
Length: 20mm, Tensile
load: 10.9, Material: black
galvanized steel, Wrench size:
17mm

N0102524• N102524

07412



M10 hex bolts (Per Pair)
various applications for
Beetle, Karmann Ghia, Bus
8.1975 and later, Type 3

N0104403• N104403

07426



M5 hex bolts (10 pieces)
Thread size: M5 x 0.8, Length:
25mm, Tensile load: 8.8,
Material: galvanized steel,
Wrench size: 8mm

N0102095• N102091



Group 010 : Fasteners

 07439



M6 hex bolts (10 pieces)
Thread size: M6 x 1.0, Length:
10mm, Tensile load: 8.8,
Material: galvanized steel,
Wrench size: 10mm

N10210• N102101• N102107• N102103•
N90529301• N90529302• N0102107

 07440



M6 hex bolts (10 pieces)
Beetle, Karmann Ghia until
7.1964, Bus

N102171• N102174• N01021710•
N01021709• N0102179

 07441



M6 hex bolts (10 pieces)
Beetle, Karmann Ghia, Bus
8.1967 and later, Thing

N102184• N102186• N0102186

 07442



M8 hex bolts (10 pieces)
Thread size: M8 x 1.25,
Length: 20mm, Tensile load:
8.8, Material: galvanized
steel, Wrench size: 13mm

N102401• N102404• N102402•
N01024016

 07444



M8 hex bolts (10 pieces)
Thread size: M8 x 1.25,
Length: 18mm, Tensile load:
8.8, Material: galvanized
steel, Wrench size: 13mm

N102390• N10517• N102391•
N01023911

 07425



M8 hex bolts (4 pieces)
Thread size: M8 x 1.25,
Length: 50mm, Tensile load:
10.9, Material: galvanized
steel, Wrench size: 13mm

N0402622• N103503

 24361



M8 hex bolts (4 pieces)
Bus 8.1967 and later, Thing

N01036112• N01036113

 04361



M8 hex bolts (5 pieces)
Thread size: M8 x 1.25,
Length: 55mm, Tensile load:
10.9, Material: galvanized
steel, Wrench size: 13mm

N01035210• N103522•
N0902111

 07428



M8 hex bolts (8 pieces)
Thread size: M8 x 1.25,
Length: 25mm, Tensile load:
10.9, Material: galvanized
steel, Wrench size: 13mm

N01024222• N102425•
N01024230• N01024213

Group 010 : Fasteners

04208



M8 bolts (Per Pair)
Beetle 8.1960 and later,
Karmann Ghia 8.1960 and
later, Bus 8.1967 and later,
Thing

N103531 • N0103533

07420



M8 hex bolts (Per Pair)
Thread size: M8 x 1.25,
Length: 40mm, Tensile load:
10.9, Material: Plain steel,
Wrench size: 13mm

N0103404 • N103404

04597



Washers M10 (4 pieces)
various applications for Beetle
1965 (VIN 116 412 701) and later,
Karmann Ghia 1965 (VIN 146 412
701) and later, Bus 8.1967 and
later, Type 3 8.1963 and later,
Thing

N0115608 • N115602 • N0115602

04599



Washers M10 (16 pieces)
Inner diameter: 10.5mm,
Outer diameter: 21mm,
Thickness: 2mm, Material:
Galvanized steel, Hardness:
300 HV

**N115271 • N0115271 •
N01152711**

07386



Washers M3.5 (10 pieces)
various applications for
Beetle, Karmann Ghia 8.1970
and later, Bus 8.1967 until
7.1979, Type 3

N115211 • N0115213

04598



Washers M8 (16 pieces)
Inner diameter: 8.4mm, Outer
diameter: 21mm, Thickness:
4mm, Material: raw steel

N0154013 • N0154014

29732



Self-tapping countersunk oval
raised screw (Per Pair)
Bus until 7.1967 safari wiper rest
and side cargo door check strap
bracket, until 7.1979 double cab
side door check strap bracket

N114801

21480



Brake drum locking or brake disc
splash shield bolts (10 pieces)
brake disc splash shield
mounting, Beetle 1993 (VIN 11-
R-054 482) and later, brake drum
locking, Bus 8.1970 and later

N0102276 • N102271

07155



Stainless steel pan head cross
screw (10 pieces)
various applications for
Beetle, Karmann Ghia, Bus,
Type 3

N141212 • N0141212

Group 010 : Fasteners

 07404



Stainless steel panhead screws (10 pieces)
Beetle, Bus 8.1967 until 7.1979, Vanagon/T25, Thing

N0139649• N139641• N0139644

 07422



Stainless steel panhead screws (10 pieces)
Beetle, Karmann Ghia, Bus 8.1967 and later, Type 3, Thing 11.1974 and later

N139583• N0139587

 07157



Stainless steel pan head countersunk cross screw (10 pieces)
Thread size: M6, Length: 12mm, Material: Stainless Steel, Screw head Type: Philips

N142769• N0330391• N0142769

 07156



Stainless steel pan head countersunk cross screw (15 pieces)
Thread size: M4, Length: 12mm, Material: Stainless Steel, Screw head Type: Philips

N142551• N0142551

 23407



Stainless steel pan head screws (45 pieces)
various applications for Beetle, Type 3, Bus 8.1967 until 7.1979, Vanagon/T25

N113723• N0139631

 07408



Stainless steel M8 hex nuts (10 pieces)
Thread size: M8 x 1.25, Height: 6.26mm, Material: Stainless Steel A2, Wrench size: 13mm

N01100830• N01100818• N110088• N0110088

 20411



Stainless steel panel screws and washers (60 pieces)
Beetle convertible top, Karmann Ghia convertible top, Bus until 1963 trim panels, Bus 8.1967 and later trim panels, Type 3 trunk

N115781• N0115781• N0140864• N140851• N114601

 70403



Stainless steel countersunk oval raised screws (10 pieces)
various applications for Beetle, Karmann Ghia, Type 3, Bus

N0140864• N140851• N114601

 07279



Stainless steel countersunk screws (8 pieces)
Beetle convertible, Karmann Ghia, Bus 8.1967 until 7.1979

N139971

Group 010 : Fasteners

 23406



Stainless steel pop rivet (10 pieces)
various applications for Bus 8.1967 and later

N90437601 • N161831

 02128



Stainless steel circlips (Per Pair)
Inner diameter: 8mm, Thickness: 0.8mm, Material: Stainless Steel

N124081 • N0124081 • N0124082

 07402



Stainless steel washers M8 (10 pieces)
Inner diameter: 8.4mm, Outer diameter: 16mm, Thickness: 1.6mm, Material: Stainless steel A2

N01152520 • N115252 • N01152513

 71910



Stainless steel worm drive hose clamps (Per Pair)
Clamping range: 23-35mm, Width: 9mm, Wrench size: 7mm, Material: RVS 316

N10258101 • N0245113

 05143



Stainless steel hex bolts (10 pieces)
Thread size: M5 x 0.80, Length: 10mm, Tensile load: 70, Material: Stainless Steel A2, Wrench size: 8mm

N0102056 • N102056 • N102052

 07406



Stainless steel hex bolts (10 pieces)
Thread size: M6 x 1.0, Length: 12mm, Tensile load: 70, Material: Stainless Steel A2, Wrench size: 10mm

N01021226 • N102123 • N102122 • N01021214

 07407



Stainless steel hex bolts (10 pieces)
Thread size: M8 x 1.25, Length: 22mm, Tensile load: 70, Material: Stainless Steel A2, Wrench size: 13mm

N01024115 • N01024118 • N102413 • N102411

 25305



Shock absorbers or subframe bolts (Per Pair)
Front shocks Bus 8.1969 until 7.1979, Rear shocks Bus 8.1967 until 7.1979, Subframe Vanagon/T25 with a Diesel engine

N10270601

 07387



Washers M4 (10 pieces)
Inner diameter: 4.3mm, Outer diameter: 9.0mm, Thickness: 0.8mm, Material: Galvanized steel

N115222 • N0115227



Group 010 : Fasteners

07431



Washers M5 (10 pieces)
Inner diameter: 5.3mm, Outer diameter: 10.0mm, Thickness: 1.0mm, Material: Galvanized steel

N115231• N115233• N01152318

07388



Washers M6 (10 pieces)
Inner diameter: 6.4mm, Outer diameter: 12.0mm, Thickness: 1.6mm, Material: Galvanized steel

N11506• N115241• N115244•
N01152423• N0115247

02694



Speedo cable/pop-out latch circlip (Per Pair)
cable all models 8.1965 and later, latch Beetle 8.1964 and later and Karmann Ghia 1963 and later

N124342• N0124342

02698



Speedo cable cotter pin (each) for the speedo cable Beetle until 7.1967, Karmann Ghia, Bus until 7.1967, Type 3, for the brake push rod Bus 8.1967 until 7.1979

N125121• N0125121

04349



Cotter pins (4 pieces) various applications for Beetle, Karmann Ghia, Bus until 7.1972, Type 3 until 7.1967

N125221• N0125221

07413



Tie rod clamp bracket or mirror arm nuts (4 pieces)
tie rod clamp bracket nut Beetle 8.1965 and later, Karmann Ghia 8.1965 and later, Bus 4.1955 until 7.1979, Type 3, Thing, exterior mirror arm nut Bus until 7.1967

N110182• N0110184

04350



Tie rod castle nut cotter pins (4 pieces)
Beetle 1968 (VIN 118 857 240) and later, Karmann Ghia 1968 (VIN 148 857 240) and later, Bus 8.1967 and later, Type 3 8.1967 and later, Thing

N125321• N0125321

07416



Tie rod, power brake pushrod and alternator nut (each)
Tie rod Beetle, Karmann Ghia, Type 3, Vanagon/T25, Power brake push rod Bus 8.1967 until 7.1979, Alternator Bus 8.1967 and later with T4, CT/CZ, Waterboxer engines or Diesel engine

N111633• N0111135

07158



Starter solenoid and rear gate latch wear plate screws (Per Pair)
Starter solenoid Beetle, Karmann Ghia, Bus with an aircooled engine until 1981 (VIN 2--B-093610), Type 3, Thing, Rear gate latch wear plate Bus Pickup until 7.1979

N109881

Group 010 : Fasteners

 21392



Spring plate and front shock absorber nuts (4 pieces)
Spring plates Bus 8.1967 until 7.1979, Front shock absorbers Vanagon/T25 all years except Syncro, Syncro until 11.1988 (VIN 2--K-0448 497)

N0110212• N110212

 07400



Spring washers M10 (10 pieces)
Inner diameter: 10.2mm, Outer diameter: 18.1mm, Thickness: 2.2mm, Material: Galvanized steel

N120112• N120113• N0120113• N120102

 07381



Spring washers M4 (10 pieces)
Inner diameter: 4,1mm, Outer diameter: 7.6mm, Thickness: 0.9mm, Material: Galvanized

N12004• N120041• N0120043

 07430



Spring washers M5 (10 pieces)
Inner diameter: 5.1mm, Outer diameter: 9.2mm, Thickness: 1.2mm, Material: Galvanized steel

N12005• N120051• N120052• N0120053

 07380



Spring washers M6 (10 pieces)
Inner diameter: 6,1mm, Outer diameter: 11,8mm, Thickness: 1.6mm, Material: Galvanized

N12006• N120062• N0120064

 07410



Spring washers M8 (10 pieces)
Inner diameter: 8,1mm, Outer diameter: 14,8mm, Thickness: 2.0mm, Material: Galvanized

N120081• N120082• N0120387• N0120086


 27610



Spring lock washers with tang ends M8 (10 pieces)
Inner diameter: 8,1mm, Outer diameter: 14,8mm, Thickness: 2.0mm, Maximum washer thickness: 5.4mm, Material: Galvanized

N120091

 01107



Copper plated self-locking hex nuts M8 (4 pieces)
Thread size: M8 X 1.25, Wrench size: 13mm

N0221464• N0221469

 01386



Front axle, rear shock absorber and wishbone bolts (Per Pair)
Front axle Beetle except 1302 and 1303, Karmann Ghia, Thing, Rear wishbone and shock absorbers underside Bus 8.1967 until 7.1979, Ball joint retainer Bus Syncro until 11.1988 (VIN 2--K-048 497)

N101901• N0101904• N120122• N0120424



Group 010 : Fasteners

 03131



Self-locking hexagon nut M8 (each)
Beetle Tie rod assembly holder 1303
8.1974 and later, Bus Axle drive cover
8.1967 until 1968 (VIN 299 020 134), Fuel
expansion tank 8.1979 and later, Swivel
seats, Rock & Roll bed back rest 8.1979 and
later, Folding table 8.1979 and later, Heater
exhaust pipe holder 8.1979 and later

N0111843• N0111849• N111431

 00595



Self-tapping panhead screws (6 pieces)
Beetle armrest and roof grab handle
8.1972 and later, backrest locking
bushing 8.1967 until 1977 (118 2019
879), Karmann Ghia armrest 8.1972 and
later, Type 3 armrest 1972 (312 2133 001)
and later, Bus armrest 1975 (216 000 023)
and later, Vanagon/T25 door pull handle

N0139461• N139461

 07418



Hex bolt (each)
various applications for Beetle
until 1970 (VIN 111 2424 621),
Karmann Ghia until 1970 (VIN
111 2424 621), Bus 4.1955 until
7.1970, Type 3 1967 (VIN 318 015
226) and later, Thing

N0100201• N100201

 07389



Hex nuts M10 (10 pieces)
Thread size: M10 x 1.5,
Height: 8.0mm, Material:
galvanized steel, Wrench size:
17mm

N11010• N110102• N110104•
N01101011

 07383



Hex nuts M4 (10 pieces)
Thread size: M4 x 0.70,
Height: 3.2mm, Material:
galvanized steel, Wrench size:
7mm

N11004• N110042• N0110042

 07384



Hex nuts M5 (10 pieces)
Thread size: M5 x 0.80,
Height: 4.0mm, Material:
galvanized steel, Wrench size:
8mm

N11005• N110052• N01100517•
N0110054

 07385



Hex nuts M6 (10 pieces)
Thread size: M6 x 1.0, Height:
5.0mm, Material: galvanized
steel, Wrench size: 10mm

N11006• N110062• N01100624•
N0110068

Group 011 : Maintenance

011

Maintenance

50900



Demineralized battery water
Content: 1 liter

50720



Automatic transmission fluid
(ATF-D) (1 liter)
Koppelomvormer, Power
steering

50800



Underbody coating
Content: 500ml

50230



Cataclean
petrol and diesel engines

50012



Chrome cleaner, polish and
protector
Content: 250 ml

50558



Curil T2 sealing compound
Content: 70 ml, Color: green,
Maximum sealing gap: 0.2mm,
Tension strenght: 0.034 N//mm²,
Temperature range: -55 °C to
+250 °C (for 24h up to +270 °C)

AKD45600002• AKD45600001

50220



Ethanol Killer Multishot
petrol engines

51655



Flushing oil (1 liter)



Group 011 : Maintenance

50915



Glycerine stick
Content: 50 ml

50810



Cavity wax including
extension hose
Content: 500 ml, Hose length:
62 cm

50885



Copper anti-seize compound
Content: 600 gram, Range:
-40°C till +1350°C

50550



Clutch mounting grease
Content: 80 gram, all models
and years

03656



Bulb kit 12V with a duplo
headlight bulb
alle models 8.1960 and later

50851



Welding primer
Content: 400 ml

50200



Lead substitute
all aircooled engines till 1975

52160



Air filter cleaner
Content: 355 ml

52158



Air filter oil
Content: 204 ml

Group 011 : Maintenance

50013



Metal polish (tube)
Content: 100 ml

50880



Moly fortified grease
Tie rods, Ball joints and CV
joints, Content: 600 gr

50890



Assembly lube, tube
Content: 7 gram

G000602

50712



Engine oil 15W40 mineral (1
liter)
aircooled engines with
hydraulic lifters

50713



Engine oil 15W40 mineral (5
liter)
aircooled engines with
hydraulic lifters

50700



Engine oil 20W50 mineral (1
liter)
aircooled engines with
mechanical lifters

50710



Engine oil 20W50 mineral (5
liter)
aircooled engines with
mechanical lifters

50816



Body Sealant brush

50815



Body Sealant cartridge
Color: beige, Content: 310 ml



Group 011 : Maintenance

50559



Gasket sheet kit including liquid gasket
6 sheets 210 x 300mm (0,25-0,50-0,75-1,00-0,75-1,25mm),
20 ml sealing compound

50150



Brake and clutch cleaner
Content: 500 ml

50551



Brake cylinder paste
Content: 180 gram

50100



Brake fluid DOT 3 (1 liter)
stock applications

50105



Brake fluid DOT 4 (1 liter)
heavy duty applications

59990



Windscreen washer liquid
500 ml concentrated

B000700A3• B000200

50402



Rustyco rust remover 1000
ml concentrate

50403



Rustyco rust remover 1000
ml gel

50400



Rustyco rust remover 250 ml
concentrate

Group 011 : Maintenance

50404



Rustyco rust Reactor 300 ml
spray
multispray #51600

50011



Stainless steel, aluminum
and copper cleaner with
protector
Content: 250 ml

50557



SI 5699 grey silicone sealing
compound
Content: 80 ml, Color: grey,
Chemical Type: Oxime
Silicone, Maximum sealing
gap: 1.0mm, Temperature
range: -60 °C to +200 °C

50555



SI 5926 blue silicone sealing
compound
Content: 40 ml, Color: blue,
Chemical Type: Acetoxy
Silicone, Maximum sealing
gap: 1.0mm, Temperature
range: -54 °C to +150 °C

50556



SI 5926 blue silicone sealing
compound
Content: 100 ml, Color: blue,
Chemical Type: Acetoxy
Silicone, Maximum sealing
gap: 1.0mm, Temperature
range: -54 °C to +150 °C

50341



Spray adhesive
Content: 500 ml

50716



Steering box oil SAE 90
Beetle with sector type
steering, Karmann Ghia with
sector type steering, Bus until
7.1979

50210



TankSafe
petrol engines

50876



Multi purpose lithium grease
(cartridge)
Content: 400 gr



Group 011 : Maintenance

50875



Multi purpose lithium grease
(jar)
Content: 600 gr

50715



Gear/differential oil GL-4
80W90 (1 liter)
manual and automatic
transmissions

51600




WD-40 multispray 450 ml

50850



Zinc spray
Content: 400 ml

03473



CV joint 6-point HEX socket 8
mm (3/8 drive)
all models with IRS and
Vanagon/T25 Syncro front
axle

03054



Battery charger/trickle
charger
voltsage: 6V/12V, Leadpower
max. 75 Ah

012 Tools

VW156

Group 012 : Tools

24111




Axle nut socket 46 mm (3/4 drive)
Bus 8.1963 and later

04126



Rear axle and gland nut safety bar

04117




Engine bearing 1-3 measuring tool
Type-1 engine (not 25hp+30hp), Type-3 engine, CT/CZ engine, Waterboxer engines

04121



Case splitter

04120



Cylinder head assembly tool for Type-1 engines only (except 25hp+30hp heads)

04116



Combustion Chamber Measuring Kit for heads used for 85.5 till 94mm bore cylinders

04122



Condenser installer tool
Beetle/Karmann Ghia 1.2 8.1959 until 9.1975, Beetle/Karmann Ghia 1.3/1.5/1.6 until 7.1970, Bus 8.1959 until 7.1970, Type 3 until 7.1970

04111



Socket 36 mm (1/2 drive)
Type-1, Type-3, CT/CZ engine flywheel, Beetle, Karmann Ghia, Type 3, Thing all and Bus until 7.1963 axle nut

09811



Tool kit with bag


VW163a

111012021A • 113012201A • 111012221 • 311012243 • 111012255 • N300021 • N300551



Group 012 : Tools

01121



Allen socket 17 mm (3/8 drive)
manual gearbox drain and fill plug for all models

04129



Valve adjustment tool 13 mm
Type-1 engines until 1983 (VIN 11-E-119 815), Type-3 engines, Type-4 engine: 1700cc, CT/CZ engine

01122



Wire stripper and crimping tool

01115



Clutch adjusting wrench
Beetle 1965 (VIN 115 685 587) and later, Karmann Ghia 1965 (VIN 145 685 587) and later, Bus 1965 (VIN 215 134 683) until 12.1982, Type 3 1965 (VIN 315 158 980) and later, Thing

01100



Clutch pilot tool
Type-1 engine with manual transmission, Type-3 engine, CT/CZ engine, Diesel engine

41100



Clutch pilot tool
Type-4 engine, Waterboxer engines

04113




Jack plate
Beetle, Karmann Ghia, Bus until 7.1979, Type 3, Thing

44119



Crank seal (pulley side) installation tool
Type-4 engines

01105



Crank seal (flywheel side) stock installation tool
Beetle (except 25hp+30hp), Type 3, CT/CZ

VW204

Group 012 : Tools

04119



Crank seal installation tool
extra deep
Type-1 engines except
25hp+30hp, Type-3 engines,
CT/CZ engines

04118



Crankshaft bearing 1-3
measuring tool
Type-1 engine (not
25hp+30hp), Type-3 engine,
Type-4 engine 1700-1800cc,
CT/CZ

01114



Crankshaft pulley aid tool
Type-1 engines

01104



Crankshaft gear puller
Type-1 engines, Type-3
engines, CT/CZ engines,
Type-4 engines

03754



Metric threaded file
Pitch 0.80, 1.00, 1.25, 1.50,
1.75, 2.00, 2.50 and 3.00

01118



Mobile engine stand

01123



Torque wrench 42-210 Nm

01108



Valve lifter retaining clips (Per
Pair)

01102




Oil piston puller

VW171



Group 012 : Tools

01101



Oil pump puller


VW201

01127



Oil filler nut tool (inner)
8.1960 and later (except 30hp engines)

01109



Oil filler nut tool
8.1960 and later (except 30hp engines)

VW170

03755



Ignition timing strobe light

01103



Flywheel dowel pin fixture

04125



Tool for plastic window trim

01144



Pinion nut socket

08600



Brake bleeding aid

01130



Brake line bend tool

VW381/14

Group 012 : Tools

03731



Brake line Flaring tool kit

04114



Scissor jack
Beetle, Karmann Ghia, Bus
until 7.1979, Type 3, Thing

237011031

03753



Impact screwdriver

03752



Hose clips (straight and
angled) (2 pieces)
flexible hoses till 35mm

04115



Tow strap 9 cm wide/ 4 meter
long

03741



Voltage detector 6 till 24V

04144



Tie rod puller

03728



3 Row wire brush

04730



Pushrod measuring tool
blank end pushrods #1729
and #4729



Group 012 : Tools

01126



Distributor drive puller
Type-1 engines, Type-3
engines, CT/CZ engines,
Type-4 engines, Waterboxer
engines

04110



Synchronizer professional
down-draft carburetors

01110



Synchronizer universal
down-draft and side-draft
carburetors

04107



Urethane synchronizer
adapter
Solex/Brosol H40-44EIS, EMPI
40K

04109



Urethane synchronizer
adapter
Weber 34 ICT, EMPI 34 EPC

01125



Spring plate/torsion bar tool

21121



Wheel nut conversion tool:
10-star to 17 mm socket

03730



Grease gun
500cc

01113



Flywheel lock
Type-1 engines, Type-3
engines, Type-4 engines,
CT/CZ engines, Waterboxer
engines

Group 012 : Tools

01120



Adjustment feeler gauges set
(32-part)

01117



Bench engine stand

09813



Wheel clip riveting tool
Beetle until 7.1965, Bus until
7.1970, Type 3 until 7.1965,
Thing

VWB9

09812



Hubcap puller
all Volkswagens with
hubcaps

03481



XZN socket 8 mm (3/8 drive)

01116



Deck height measuring tool

311012243 • 251012243

01111



Piston ring compressor 83-87
mm

01112



Piston ring compressor 88-94
mm



Group 015 : Magazines

015 Magazines

 09975



Paruzzi Magazine edition 01
until 05
Language: Dutch, Format: A5

 09976



Paruzzi Magazine edition 01
until 05
Language: English, Format:
A5

 09977



Paruzzi Magazine edition 01
until 05
Language: French, Format:
A5

 09978



Paruzzi Magazine edition 06
until 10
Language: Dutch, Format: A5

 09979



Paruzzi Magazine edition 06
until 10
Language: English, Format:
A5

 09980



Paruzzi Magazine edition 06
until 10
Language: French, Format:
A5

 09981



Paruzzi Magazine edition 11
until 15
Language: Dutch, Format: A5

 09982



Paruzzi Magazine edition 11
until 15
Language: English, Format:
A5

Group 015 : Magazines

09983



Paruzzi Magazine edition 11
until 15
Language: French, Format:
A5

09984



Paruzzi Magazine edition 16
until 20
Language: Dutch, Format: A5

09985




Paruzzi Magazine edition 16
until 20
Language: English, Format:
A5

016

Technical Books


09302



How to HotRod Volkswagen
Engines
English

9- 78091E+12

09309



Book: Weber carburetors
English

09315



Book: ClassicVW TECH
volume 1
Dutch/Nederlands/
Néerlandais

09316



Book: ClassicVW TECH
volume 2
Dutch/Nederlands/
Néerlandais

09317



Book: ClassicVW TECH
volume 3
Dutch/Nederlands/
Néerlandais



Group 016 : Technical Books

09318



Book: ClassicVW TECH
volume 4
Dutch/Nederlands/
Néerlandais

09319




Book: ClassicVW TECH
volume 5
Dutch/Nederlands/
Néerlandais

09320




Book: ClassicVW TECH
volume 6
Dutch/Nederlands/
Néerlandais

09321




Book: ClassicVW TECH
volume 7
Dutch/Nederlands/
Néerlandais

29330



Book: Owner Workshop
Manual
Bus 1968 until 1979 with
1600cc engine (English)

29331



Book: Owner Workshop
Manual
Bus until 1979 with 1700,
1800 and 2000cc engine
(English)

29301



Book: VW Official Service
Manual
Bus 1968 until 1979 (English)

29350



Paruzzi Volkswagen Bus
Catalogue nr° 15
Nederlands/English/Français

Group 030 : Merchandise

030 Merchandise

09821



Carabiner keychain with
Type-1 engine
Dimensions: 45 x 55mm
(measured without keychain)

070 Camper and Multivan

29121



Rear hatch screen including
hardware with zipper
Bus 8.1967 until 7.1979
(replace also original
Westfalia)

29120



Rear hatch screen including
hardware without zipper
Bus 8.1967 until 7.1979
(replace also original
Westfalia)

231069602B

29143



Rear window and right side
window curtain rail upper
Bus Westfalia 8.1967 until
7.1979

253069424 • 253069423A

29144



Rear window curtain rail
bottom side
Bus Westfalia 8.1967 until
7.1979

253069423

27516




Seal kit Westfalia louvred side
window
Bus 8.1967 until 7.1979



Group 070 : Camper and Multivan

20963



Aluminum sliding door
carpet protection
Bus 8.1967 until 7.1979
Westfalia camper

231069050

27513



Westfalia louvre window side
protectors aluminum
Bus 8.1967 until 7.1979

29122



Cabin door window screens
(Per Pair)
Bus 8.1967 until 7.1979

20503



Roof Bag for Westfalia roof
rack
Bus 11.1973 and later

20513



Roof Bag for Westfalia roof
rack
Bus 8.1967 until 10.1973

27541



Winder knob for Westfalia
louvred window cream
Bus 8.1967 until 7.1979

231845901

27540



Winder knob for Westfalia
louvred window black
Bus 8.1967 until 7.1979

231845901


27542



Winder knob Westfalia
louvred window dark grey
Bus 8.1967 until 7.1979

231845901

29161



Curtain sliding door
protection
Bus Westfalia 8.1967 until
7.1979

231070424

Group 070 : Camper and Multivan

 29149



Curtain tie backs white (Per Pair)
Bus Westfalia until 7.1979

 29148



Curtain tie backs silver beige (Per Pair)
Bus Westfalia until 7.1979

 29147



Curtain tie backs black (Per Pair)
Bus Westfalia until 7.1979

 29155



Curtain set brown (10-part)
Bus Westfalia 11.1973 until 7.1979

 29153



Curtain set yellow (10-part)
Bus Westfalia 11.1973 until 7.1979

 29152



Curtain set green (10-part)
Bus Westfalia 11.1973 until 7.1979

231070402/404• 231070406/408•
231070410/416B

231070401/403• 231070405/407•
231070409/415A

231070402/404• 231070406/408•
231070410/416A

 29154



Curtain set orange (10-part)
Bus Westfalia 11.1973 until 7.1979

 29151



Curtain set, chequered white/
yellow/brown (12-part)
Bus Westfalia 8.1967 until 10.1973

 29110



Grab handle Westfalia roof or
middle bench
Bus 8.1967 and later

221883809C



Group 070 : Camper and Multivan

26437



Pop-top rubber hold down strap (each)
Bus 8.1963 until 7.1973

231068013A• 231069040

22429



Cabinet door and drawer lock (each)
Bus Westfalia 8.1967 until 7.1979

231067143A

22423



Cabinet door handle grey with grey push button (each)
Bus Westfalia 8.1967 until 7.1979

231070965• 231067138A•
231067156A

22421



Cabinet door handle ivory with an ivory beige push button (each)
Bus Westfalia 8.1967 until 7.1979

231070965• 231067138A•
231067156A

22424



Cabinet door handle black with a silver beige button (each)
Bus Westfalia 8.1967 until 7.1979

231070965• 231067138A•
231067156A

22420



Cabinet door handle black with a black push button (each)
Bus Westfalia 8.1967 until 7.1979

231070965• 231067138A•
231067156A

22430



Closet door catch (each)
Bus Westfalia 8.1967 until 7.1979

231067158A• N0139587

22431



Cabinet drawer and upper closet catch (each)
Bus Westfalia 8.1967 until 7.1979

231067158B• N0139587

20504



Child Bunk/Roof Bag fitting kit
one kit needed for Child Bunk and two kits for Roof bag

231067949

Group 070 : Camper and Multivan

20576



Child Bunk including brackets and fitting kit
Bus 8.1967 until 7.1979

22435



Fridge and top board lock straps silver beige (Per Pair)
Bus Westfalia 8.1967 until 7.1979

231070156• 231067654•
N0140864

22433



Fridge and top board lock straps white (Per Pair)
Bus Westfalia 8.1967 until 7.1979

231070156• 231067654•
N0140864

22434



Fridge and top board lock straps black (Per Pair)
Bus Westfalia 8.1967 until 7.1979

231070156• 231067654•
N0140864

22427



Fridge door handle grey
Bus Westfalia 8.1967 until 7.1979

22428




Fridge door handle silver beige
Bus Westfalia 8.1967 until 7.1979

22426



Fridge door handle black
Bus Westfalia 8.1967 until 7.1979

29127



Ceiling cover trim
Bus Westfalia 8.1967 until 7.1979

29173



Spare wheel cover, chequered brown/beige
Bus Westfalia 8.1967 until 7.1979

231070736

231070270C



Group 070 : Camper and Multivan

29172



Spare wheel cover,
chequered orange/yellow/
green
Bus Westfalia 8.1967 until
7.1979

241845522

27514



Window seal for Westfalia
louvred side window
Bus 8.1967 until 7.1979

20966



Sliding door sill cover (white
plastic)
Bus 8.1967 until 7.1979
Westfalia camper

231070051

29123



Sliding door screen
Bus 8.1967 until 7.1979 *

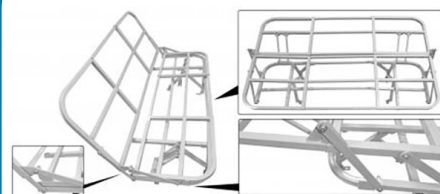
29141



Sliding door window curtain
rail
Bus Westfalia 8.1967 until
7.1979

253070417

23601



Rock & Roll bed
Bus

29205



Rock & roll bedcover set,
1400 mm wide, chequered
green/yellow
Bus Westfalia 8.1967 until
7.1979

231070220B • 231070214B

29207



Rock & roll bedcover set,
1400 mm wide, chequered
orange/yellow/green
Bus Westfalia 8.1967 until
7.1979

23600



Rock & Roll bed hinges (Per
Pair)
Bus 8.1967 until 7.1979

231070206 • 231070207 •
231069279

Group 070 : Camper and Multivan

29118



Vintage freestanding camper tent
Bus

29112



Vintage sun canopy yellow
Bus until 7.1979

29111



Vintage sun canopy orange
Bus until 7.1979

29096



Water tank filler tube and cap
grey
Bus Westfalia 8.1967 until
7.1979

231067291A

29097



Water tank filler tube and cap
ivory
Bus Westfalia 8.1967 until
7.1979

231067291A

29095



Water tank filler tube and cap
black
Bus Westfalia 8.1967 until
7.1979

231067291A

20700



Westfalia tilt roof sealing
rubber kit
Bus 8.1967 until 10.1973

231070710• 231070711


20701



Westfalia tilt roof sealing
rubber kit
Bus 11.1973 until 7.1979

231070708• 231070732

29106



Westfalia roof canvas 1
window yellow
Bus 11.1973 until 7.1979 (rear
side hinging)

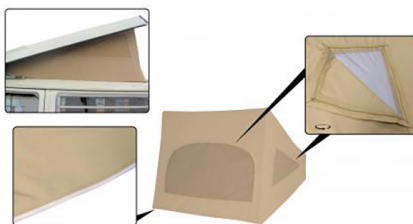
Group 070 : Camper and Multivan

29105



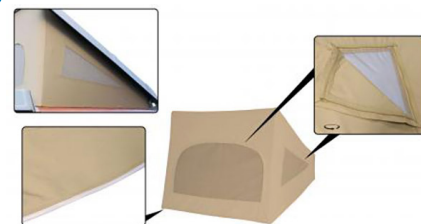
Westfalia roof canvas 1
window orange
Bus 11.1973 until 7.1979 (rear
side hinging)

29113



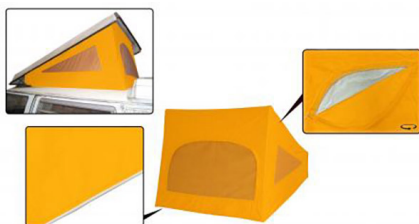
Westfalia roof canvas 3
windows beige
Bus 8.1967 until 10.1973
(front hinging)

29114



Westfalia roof canvas 3
windows beige
Bus 11.1973 until 7.1979 (rear
side hinging)

29103



Westfalia roof canvas 3
windows yellow
Bus 8.1967 until 10.1973
(front hinging)

29108



Westfalia roof canvas 3
windows yellow
Bus 11.1973 until 7.1979 (rear
side hinging)

29107



Westfalia roof canvas 3
windows orange
Bus 11.1973 until 7.1979 (rear
side hinging)

27529



Complete louvred Westfalia
side window including
window screen
Bus 8.1967 until 7.1979

29124



Westfalia sliding door and
rear hatch panel clips (10
pieces)
Bus 8.1967 until 7.1979

29115




Westfalia roof finishing strap
white 8 meter
Bus

231845711

231070962

Group 070 : Camper and Multivan

 29145

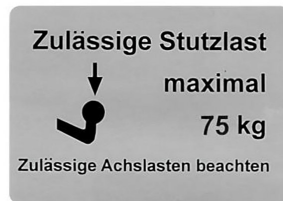


Side window curtain rails left
Bus Westfalia 8.1967 until
7.1979

253069427

092
Tow bars

 76177



Sticker tow bar nose weight
maximum 75 kg
Bus

 24051



Tow bar bracket with
hardware
Bus 8.1967 until 7.1971

 24052



Tow bar bracket with
hardware
Bus 8.1971 until 7.1972

 24053



Tow bar bracket with
hardware
Bus 8.1972 until 7.1979

 24024



Tow bar complete
Bus 8.1967 until 7.1971

Group 092 : Tow bars

 24025



Tow bar complete
Bus 8.1971 until 7.1972

 24026



Tow bar complete
Bus 8.1972 until 7.1979

 04024



Tow bar cable box 7 poles
including 1.5 meter wiring

 04025



Tow Ball 50 mm